

Guided Phonics + Beyond Unit 1 Aligned

SCIENCE OF READING THEMED

20 WRITING THEMES

*phonics-based and
fully decodable*



THEMATIC WRITING CENTER ■ Phonics-Based and Fully Decodable

The Thematic Writing Center is phonics-based and entirely decodable. The bundle features 20 captivating themes, each with materials that can be used interchangeably. This flexibility enables you to introduce new content as needed without requiring direct instruction for the students. Pick and choose material as needed. View a detailed and comprehensive overview video for the thematic writing center themes [HERE](#).

Activity 1:



Students write the matching sound.

Activity 2:



Students build the sound with magnetic letters.

Activity 3:



Students listen to the oral prompts and draw & label.

Activity 4:



Students create a matching story for the images.

Activity 5:



Students cut, staple, glue, and color the booklet.

Activity 6:



Students label, match, and color the sheet.

Activity 7:




Students label the words on the sheet & "decide."

Activity 8:



Students label the words and colors the images.

Activity 9:



Students cut, glue, and color to label the words.

Activity 10:



Students label the word and write it 5 times.

Activity 11:




Students say the word, trace the word, and write it.

Activity 12:




Students use the image cards to label the sheet.

CLICKABLE CONTENTS ■ *Click to access the theme.*



School




Apples



Friends




Fire Safety



Trees



Around Town




Farm




Fall



Fall Animals



Harvest



Fairy Tales



Celebrate



Winter



Winter Animals




Holidays




Space




Chicken




Spring




Animals




Summer




g



p



d



b


School



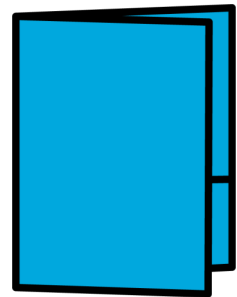
m



s




c



f


School



g

Thematic Phonics-Based Writing Center


School



p

Thematic Phonics-Based Writing Center


School



d

Thematic Phonics-Based Writing Center

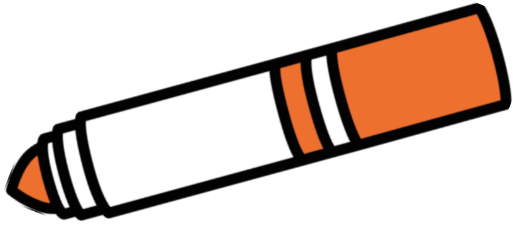
School



b

Thematic Phonics-Based Writing Center


School



m

Thematic Phonics-Based Writing Center

School



c

Thematic Phonics-Based Writing Center


School



s

Thematic Phonics-Based Writing Center


School



f

Thematic Phonics-Based Writing Center

School




Thematic Phonics-Based Writing Center

School




Thematic Phonics-Based Writing Center

School



Thematic Phonics-Based Writing Center

School




Thematic Phonics-Based Writing Center

School



Thematic Phonics-Based Writing Center

School




Thematic Phonics-Based Writing Center

School




Thematic Phonics-Based Writing Center

School



Thematic Phonics-Based Writing Center



School

b

Thematic Phonics-Based Writing Center

Tara West – Little Minds at Work




School

s

Thematic Phonics-Based Writing Center

Tara West – Little Minds at Work

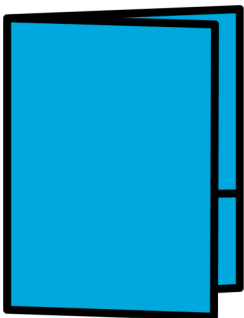


School

c

Thematic Phonics-Based Writing Center

Tara West – Little Minds at Work

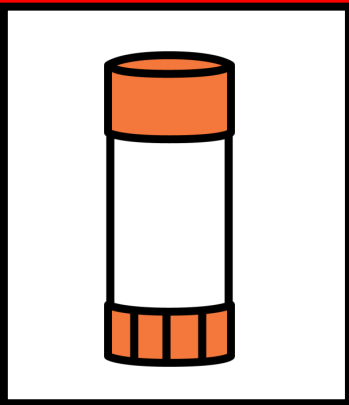


School

f

Thematic Phonics-Based Writing Center

Tara West – Little Minds at Work




School

g

Thematic Phonics-Based Writing Center

Tara West – Little Minds at Work




School

p

Thematic Phonics-Based Writing Center

Tara West – Little Minds at Work




School

m

Thematic Phonics-Based Writing Center

Tara West – Little Minds at Work




School

d

Thematic Phonics-Based Writing Center

Tara West – Little Minds at Work



School

Thematic Phonics-Based Writing Center


Tara West – Little Minds at Work



School

Thematic Phonics-Based Writing Center

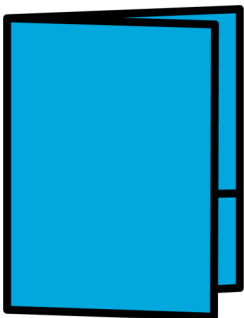
Tara West – Little Minds at Work



School

Thematic Phonics-Based Writing Center

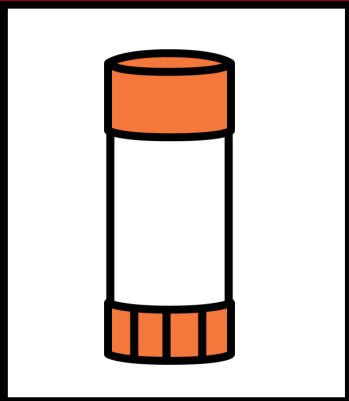
Tara West – Little Minds at Work



School

Thematic Phonics-Based Writing Center


Tara West – Little Minds at Work



School

Thematic Phonics-Based Writing Center


Tara West – Little Minds at Work



School

Thematic Phonics-Based Writing Center


Tara West – Little Minds at Work



School

Thematic Phonics-Based Writing Center


Tara West – Little Minds at Work



School

Thematic Phonics-Based Writing Center

Tara West – Little Minds at Work



School

Three horizontal lines for handwriting practice: a solid top line, a dashed middle line, and a solid bottom line.

Thematic Phonics-Based Writing Center

Tara West – Little Minds at Work




School

Three horizontal lines for handwriting practice: a solid top line, a dashed middle line, and a solid bottom line.

Thematic Phonics-Based Writing Center

Tara West – Little Minds at Work




School

Three horizontal lines for handwriting practice: a solid top line, a dashed middle line, and a solid bottom line.

Thematic Phonics-Based Writing Center

Tara West – Little Minds at Work

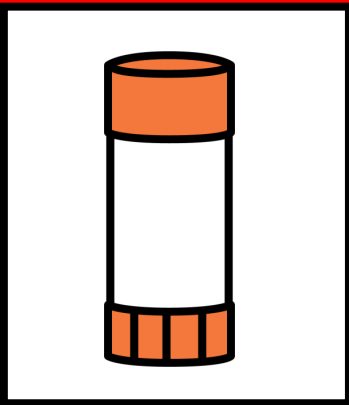


School

Three horizontal lines for handwriting practice: a solid top line, a dashed middle line, and a solid bottom line.

Thematic Phonics-Based Writing Center


Tara West – Little Minds at Work



School

Thematic Phonics-Based Writing Center


Tara West – Little Minds at Work



School

Thematic Phonics-Based Writing Center


Tara West – Little Minds at Work



School

Thematic Phonics-Based Writing Center

Tara West – Little Minds at Work





School

Thematic Phonics-Based Writing Center

Tara West – Little Minds at Work



Illustrate a story about...





Thematic Phonics-Based Writing Center

Tara West – Little Minds at Work



Illustrate a story about...




Thematic Phonics-Based Writing Center

Tara West – Little Minds at Work



Illustrate a story about...

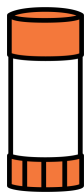


Thematic Phonics-Based Writing Center


Tara West – Little Minds at Work




Teacher Clip Art Guide




glue



pencils



desk




bus




marker



scissors



crayons



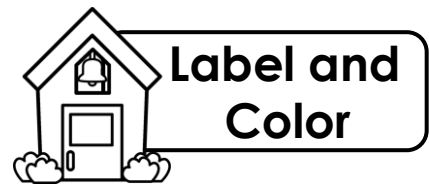
folder




Teacher-Led Story Starters


- Illustrate and label a yellow bus.
- What do we color with that starts with /m/? Illustrate it.
- We cut with these, and it starts with /s/. Illustrate it.
- Illustrate and label a yellow pencil.
- We store papers in this, and it starts with /f/. Illustrate it.
- This is sticky, and we use it to attach things to paper. It starts with /g/. Illustrate and label.
- These are in a classroom for kids to sit at. It starts with /d/. Illustrate and label it.
- It starts with /k/ and you color with them. Illustrate it.


Name: _____





Directions: Label and color.

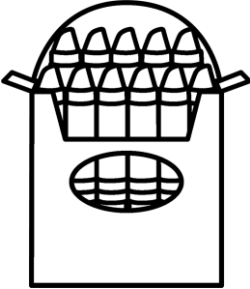





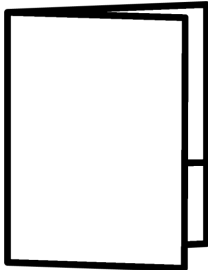










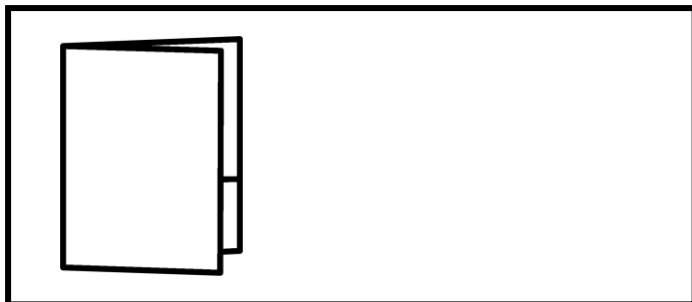



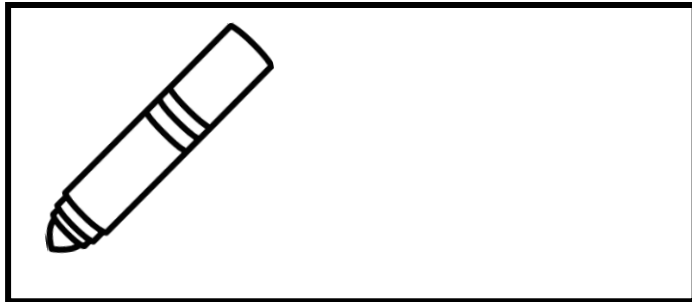

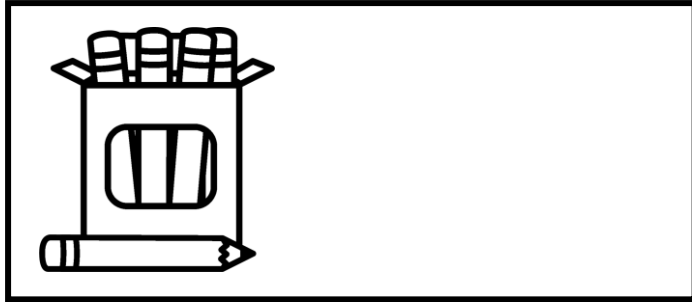


Name: _____



Cut, Color,
and Glue

Directions: Cut, color, and glue.



d

c

f

p

s

b

g


m

Name:



Pull, Illustrate,
and Label


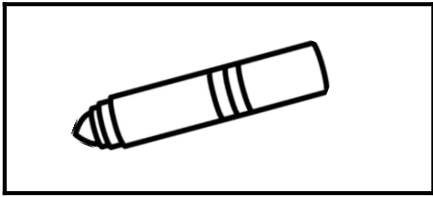
Directions: Pull, illustrate, label.



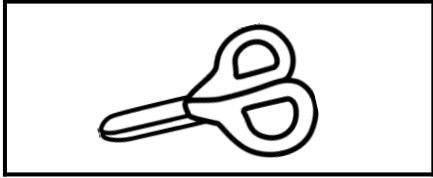
Name: _____





Directions: Say, trace, and write it.





Blank writing lines for the letter Mm, consisting of a solid top line, a dashed middle line, and a solid bottom line.



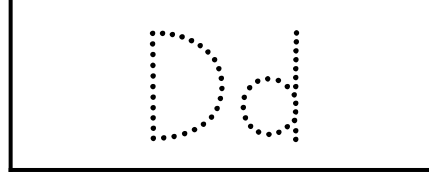

Blank writing lines for the letter Ss, consisting of a solid top line, a dashed middle line, and a solid bottom line.



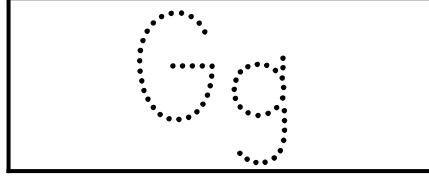
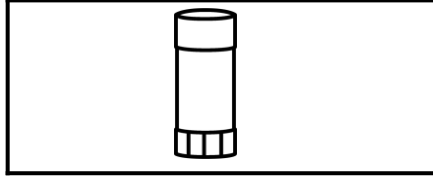
Blank writing lines for the letter Bb, consisting of a solid top line, a dashed middle line, and a solid bottom line.



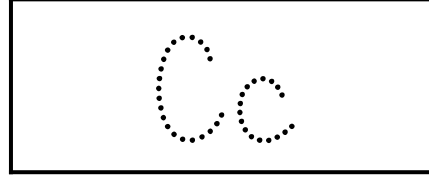
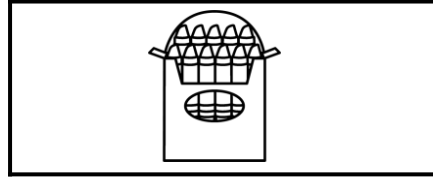
Blank writing lines for the letter Ff, consisting of a solid top line, a dashed middle line, and a solid bottom line.




Blank writing lines for the letter Dd, consisting of a solid top line, a dashed middle line, and a solid bottom line.



Blank writing lines for the letter Gg, consisting of a solid top line, a dashed middle line, and a solid bottom line.



Blank writing lines for the letter Cc, consisting of a solid top line, a dashed middle line, and a solid bottom line.




Blank writing lines for the letter Pp, consisting of a solid top line, a dashed middle line, and a solid bottom line.

Name: _____



Label, Color,
and Write

Directions: Label, color, and write.



Label box for the school bus, consisting of a solid top half and a dashed bottom half.


Blank handwriting practice box with a dashed midline.

Blank handwriting practice box with a dashed midline.

Blank handwriting practice box with a dashed midline.

Blank handwriting practice box with a dashed midline.

Blank handwriting practice box with a dashed midline.



Label box for the pencil case, consisting of a solid top half and a dashed bottom half.

Blank handwriting practice box with a dashed midline.

Blank handwriting practice box with a dashed midline.

Blank handwriting practice box with a dashed midline.

Blank handwriting practice box with a dashed midline.


Blank handwriting practice box with a dashed midline.

Name: _____



Label, Color,
and Write

Directions: Label, color, and write.



Label box with a dashed line for writing.


Blank writing box with a dashed line.

Blank writing box with a dashed line.

Blank writing box with a dashed line.

Blank writing box with a dashed line.

Blank writing box with a dashed line.



Label box with a dashed line for writing.

Blank writing box with a dashed line.

Blank writing box with a dashed line.

Blank writing box with a dashed line.

Blank writing box with a dashed line.

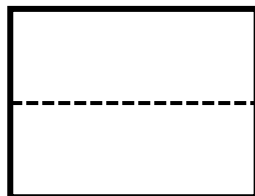
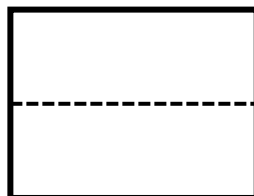
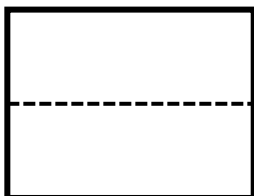
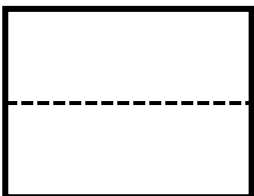
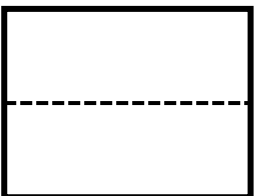
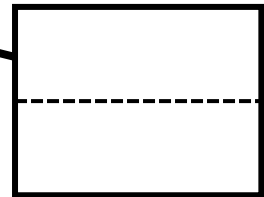

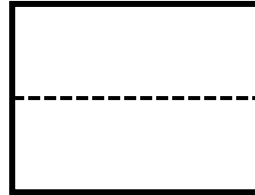
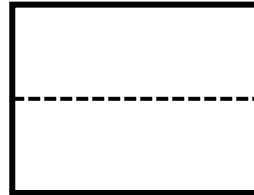
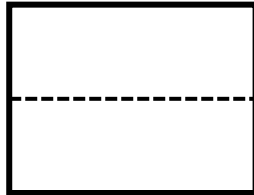
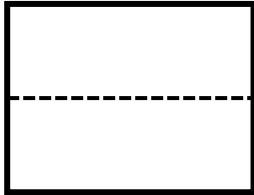
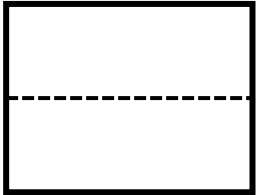
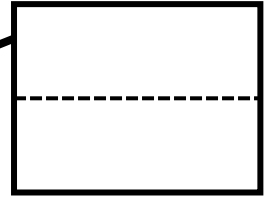

Blank writing box with a dashed line.

Name: _____



Label, Color,
and Write

Directions: Label, color, and write.

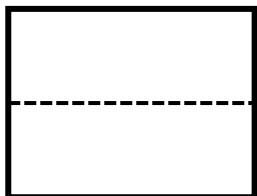
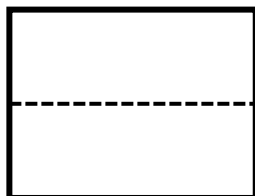
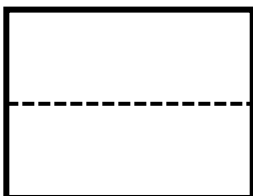
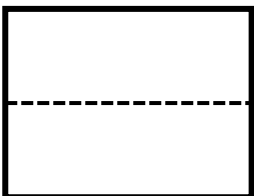
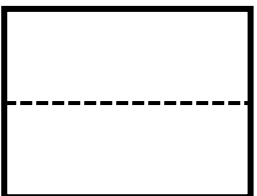
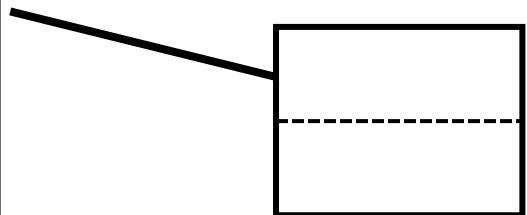
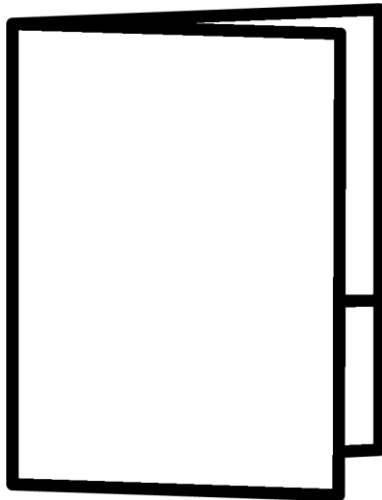
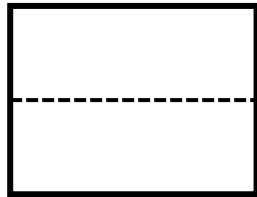
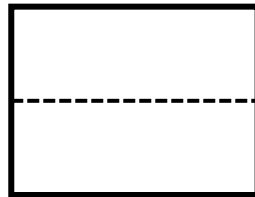
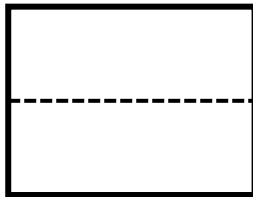
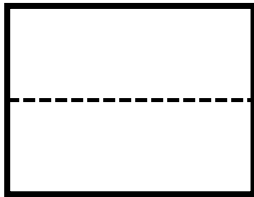
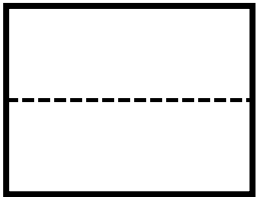
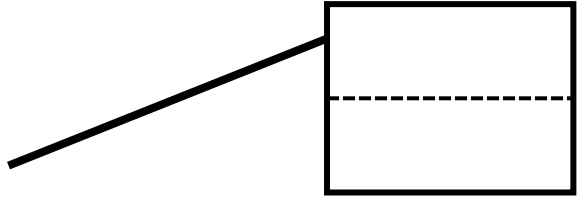



Name: _____



Label, Color,
and Write

Directions: Label, color, and write.





Name: _____






Label and
Choose

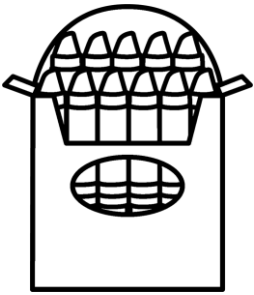


Directions: Label, choose, and color.




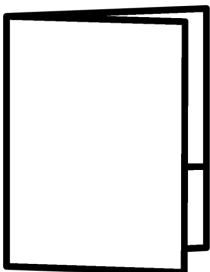
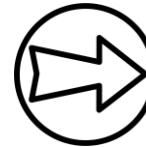




















Color, Label, and Write




School

Name:

Color, Label, and Write



Cut, Color,
and Label




School

Name: _____


Thematic Phonics-Based Writing Center

Tara West – Little Minds at Work


b




c




s




p




m




d




f









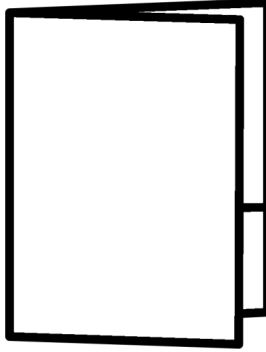

g



Cut, Color,
and Label



School



Name: _____

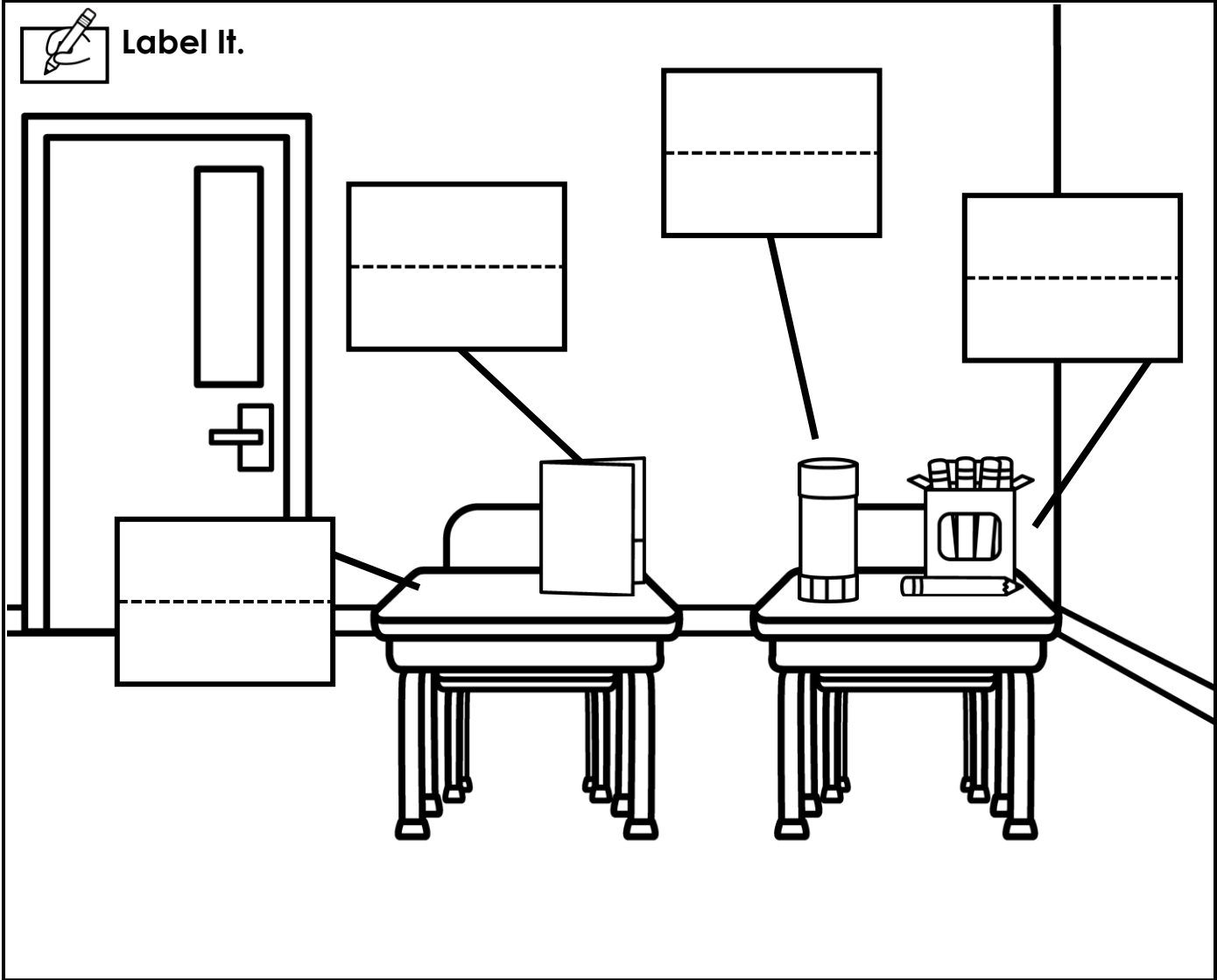


**Label,
Match, Color**

Directions: Label, match, color.



Label It.



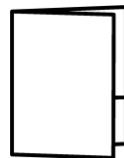

Match It.

• **f**

• **d**

• **p**

• **g**



Name: _____


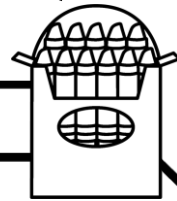
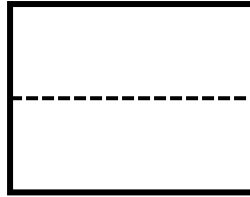
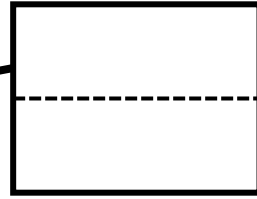



**Label,
Match, Color**

Directions: Label, match, color.



Label It.



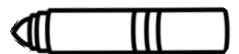
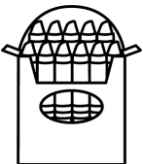
Match It.

• **b**

• **c**

• **m**

• **s**




Name: _____



Read and Trace

Directions: Trace the letters.


A	B	C	D	E
F	G	H	I	J
K	L	M	N	O
P	Q	R	S	T
U	V	W		
X	Y	Z		

Name: _____



Read and Trace

Directions: Trace the letters.

d	b	c	d	e
f	g	h	i	j
k	l	m	n	o
p	q	r	s	t
u	v	w		
x	y	z		

Name: _____



Read and Trace

Directions: Trace the letters.

Aa	Bb	Cc	Dd	Ee
Ff	Gg	Hh	Ii	Jj
Kk	Ll	Mm	Nn	Oo
Pp	Qq	Rr	Ss	Tt
Uu	Vv	Ww		
Xx	Yy	Zz		

Name: _____




Read and Trace

Directions: Trace and write the letters.

d

z






Name: _____



Read and Trace


Directions: Trace and write the letters.




Name: _____




Directions: Trace and write the letters.


A a				
				
		Z z		




a



l




w



w

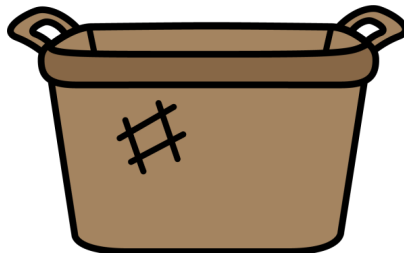
Apples




s



p




b



l


Apples



a

Thematic Phonics-Based Writing Center


Apples



l

Thematic Phonics-Based Writing Center

Apples



w

Thematic Phonics-Based Writing Center


Apples



w

Thematic Phonics-Based Writing Center


Apples



s

Thematic Phonics-Based Writing Center

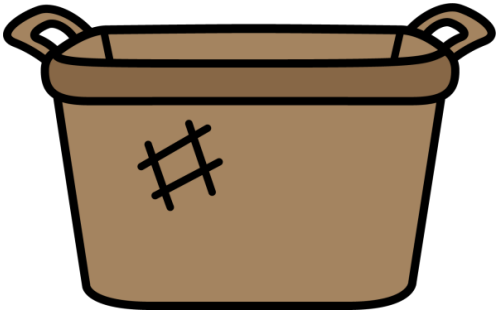
Apples



p

Thematic Phonics-Based Writing Center


Apples



b

Thematic Phonics-Based Writing Center


Apples



l


Thematic Phonics-Based Writing Center

Apples




Thematic Phonics-Based Writing Center

Apples




Thematic Phonics-Based Writing Center

Apples




Thematic Phonics-Based Writing Center

Apples




Thematic Phonics-Based Writing Center

Apples




Thematic Phonics-Based Writing Center

Apples




Thematic Phonics-Based Writing Center

Apples




Thematic Phonics-Based Writing Center

Apples



Thematic Phonics-Based Writing Center




Apples

a

Thematic Phonics-Based Writing Center

Tara West – Little Minds at Work




Apples

i

Thematic Phonics-Based Writing Center

Tara West – Little Minds at Work




Apples

w

Thematic Phonics-Based Writing Center

Tara West – Little Minds at Work




Apples

w

Thematic Phonics-Based Writing Center

Tara West – Little Minds at Work



Apples

S

Thematic Phonics-Based Writing Center

Tara West – Little Minds at Work

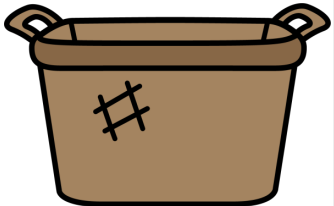


Apples

p

Thematic Phonics-Based Writing Center

Tara West – Little Minds at Work




Apples

b

Thematic Phonics-Based Writing Center

Tara West – Little Minds at Work




Apples

i

Thematic Phonics-Based Writing Center


Tara West – Little Minds at Work



Apples

Thematic Phonics-Based Writing Center

Tara West – Little Minds at Work



Apples

Thematic Phonics-Based Writing Center


Tara West – Little Minds at Work



Apples

Thematic Phonics-Based Writing Center


Tara West – Little Minds at Work



Apples

Thematic Phonics-Based Writing Center


Tara West – Little Minds at Work



Apples

Thematic Phonics-Based Writing Center


Tara West – Little Minds at Work



Apples

Thematic Phonics-Based Writing Center


Tara West – Little Minds at Work



Apples

Thematic Phonics-Based Writing Center


Tara West – Little Minds at Work



Apples

Thematic Phonics-Based Writing Center

Tara West – Little Minds at Work




Apples

Three horizontal lines for handwriting practice: a solid top line, a dashed middle line, and a solid bottom line.

Thematic Phonics-Based Writing Center

Tara West – Little Minds at Work




Apples

Three horizontal lines for handwriting practice: a solid top line, a dashed middle line, and a solid bottom line.

Thematic Phonics-Based Writing Center

Tara West – Little Minds at Work




Apples

Three horizontal lines for handwriting practice: a solid top line, a dashed middle line, and a solid bottom line.

Thematic Phonics-Based Writing Center

Tara West – Little Minds at Work




Apples

Three horizontal lines for handwriting practice: a solid top line, a dashed middle line, and a solid bottom line.

Thematic Phonics-Based Writing Center

Tara West – Little Minds at Work



Apples

Thematic Phonics-Based Writing Center

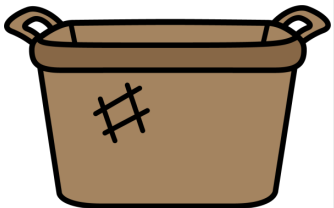
Tara West – Little Minds at Work



Apples

Thematic Phonics-Based Writing Center


Tara West – Little Minds at Work



Apples

Thematic Phonics-Based Writing Center

Tara West – Little Minds at Work





Apples

Thematic Phonics-Based Writing Center

Tara West – Little Minds at Work



Illustrate a story about...


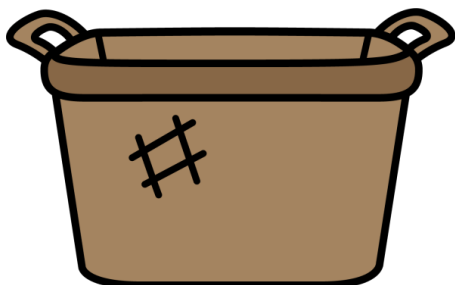


Thematic Phonics-Based Writing Center

Tara West – Little Minds at Work



Illustrate a story about...




Thematic Phonics-Based Writing Center

Tara West – Little Minds at Work



Illustrate a story about...




Thematic Phonics-Based Writing Center


Tara West – Little Minds at Work




Teacher Clip Art Guide




apple




ladder



wagon



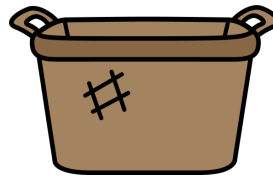
worm




seed



pie



basket



leaf



Teacher-Led Story Starters


- Illustrate and label a red apple.
- This is on an apple, and it starts with /l/. Illustrate it.
- We eat this and it starts with /p/. Illustrate it.
- Illustrate and label a tall ladder.
- We carry apples in this, and it starts with /b/. Illustrate it.
- This is brown and found inside an apple. It starts with /s/. Illustrate and label.
- This is an animal that can sometimes live in a rotted apple. It starts with /w/. Illustrate and label it.
- It starts with /w/, and you can pull it. Illustrate it.


Name: _____





Label and Color

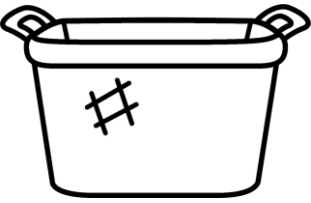
Directions: Label and color.




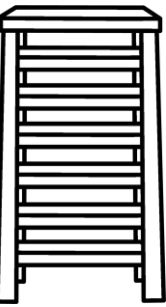














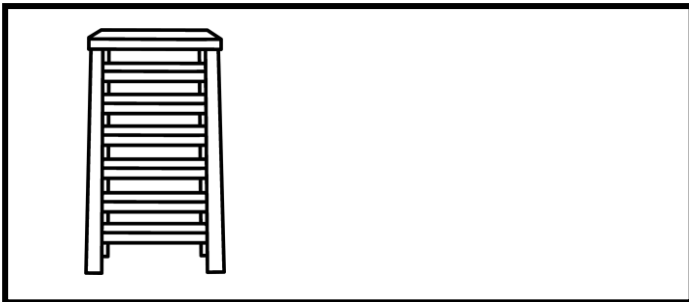

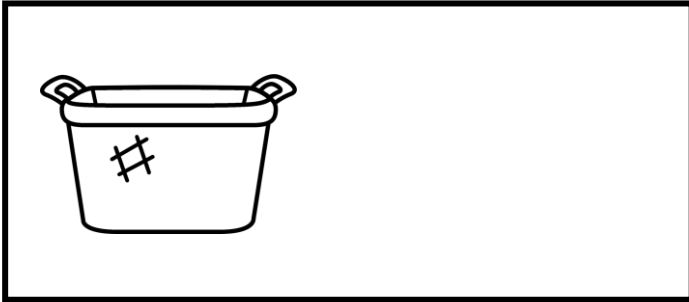





Name: _____



Cut, Color,
and Glue

Directions: Cut, color, and glue.



w

b

a

w

l

p

s


l

Name:



Pull, Illustrate,
and Label

Directions: Pull, illustrate, label.

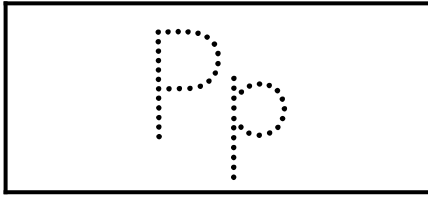



Name: _____


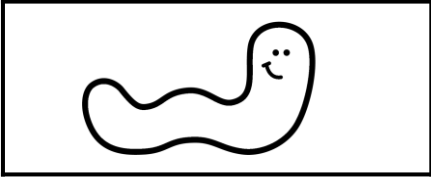


Say, Trace,
and Write it!


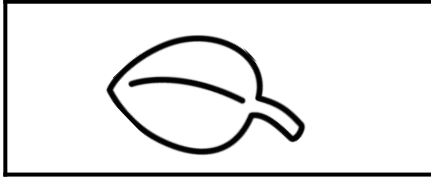
Directions: Say, trace, and write it.




Blank writing lines for the letter Pp.



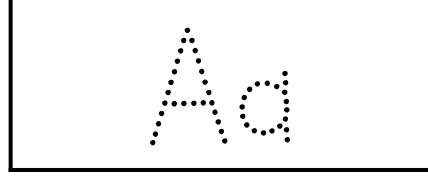

Blank writing lines for the letter Ww.





Blank writing lines for the letter Ll.





Blank writing lines for the letter Bb.



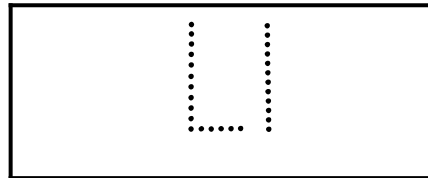
Blank writing lines for the letter Aa.



Blank writing lines for the letter Ss.



Blank writing lines for the letter Ww.



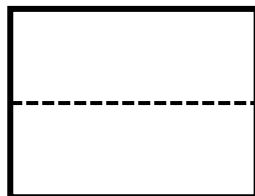
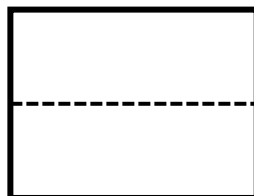
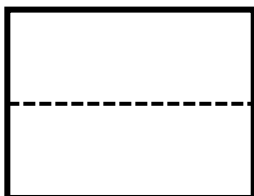
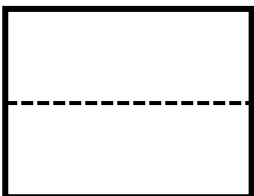
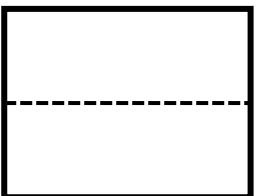
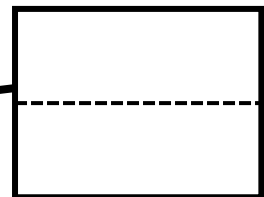
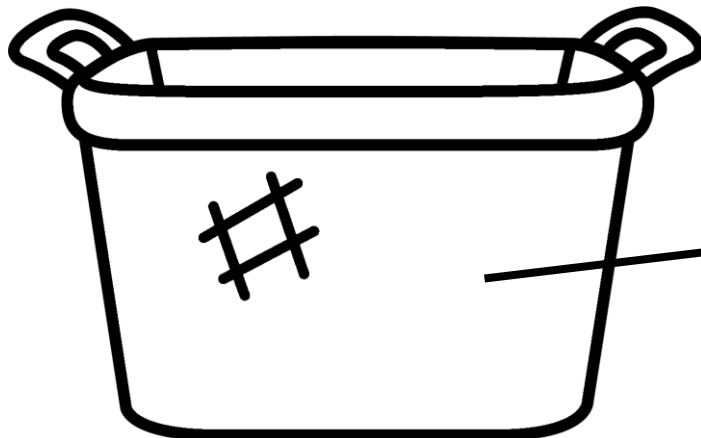
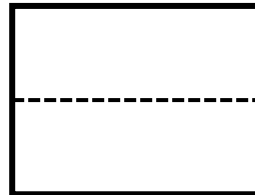
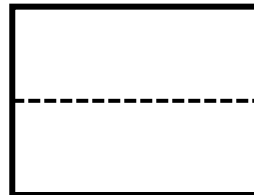
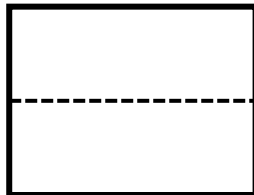
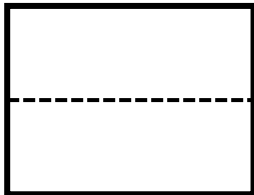
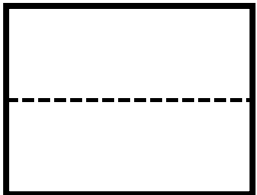
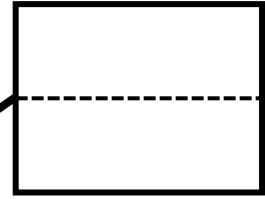

Blank writing lines for the letter Ll.

Name: _____



Label, Color,
and Write

Directions: Label, color, and write.




Name: _____



Label, Color,
and Write

Directions: Label, color, and write.



Label box with a dashed line for writing.


Blank label box with a dashed line for writing.

Blank label box with a dashed line for writing.

Blank label box with a dashed line for writing.

Blank label box with a dashed line for writing.

Blank label box with a dashed line for writing.



Label box with a dashed line for writing.

Blank label box with a dashed line for writing.

Blank label box with a dashed line for writing.

Blank label box with a dashed line for writing.

Blank label box with a dashed line for writing.


Blank label box with a dashed line for writing.


Name: _____



Label, Color,
and Write

Directions: Label, color, and write.



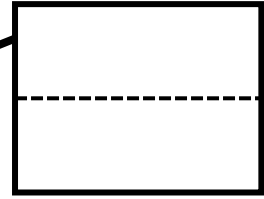
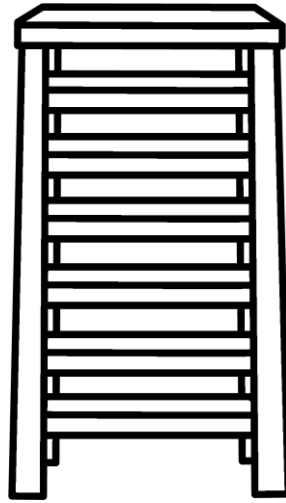


Name: _____


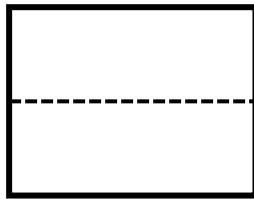


Label, Color,
and Write

Directions: Label, color, and write.



--	--	--	--	--




--	--	--	--	--


Name:







Label and
Choose



Directions: Label, choose, and color.






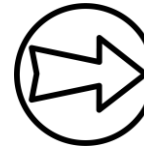




















Color, Label, and Write



Apples

Name:

Color, Label, and Write




Cut, Color,
and Label




Apples

Name: _____


a




i




p




w




b




I



W





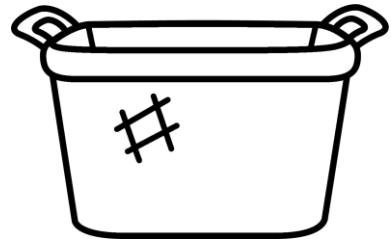
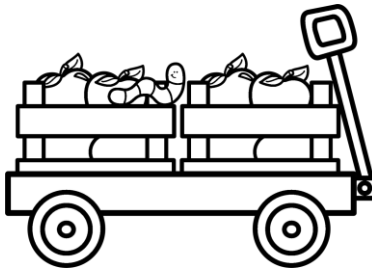




S



Cut, Color,
and Label



Apples





Name: _____



Label,
Match, Color

Directions: Label, match, color.





Name: _____



Label,
Match, Color

Directions: Label, match, color.




Name: _____



Read and Trace

Directions: Trace the letters.


A	B	C	D	E
F	G	H	I	J
K	L	M	N	O
P	Q	R	S	T
U	V	W		
X	Y	Z		

Name: _____



Read and Trace

Directions: Trace the letters.

d	b	c	d	e
f	g	h	i	j
k	l	m	n	o
p	q	r	s	t
u	v	w		
x	y	z		

Name: _____



Read and Trace

Directions: Trace the letters.

Aa	Bb	Cc	Dd	Ee
Ff	Gg	Hh	Ii	Jj
Kk	Ll	Mm	Nn	Oo
Pp	Qq	Rr	Ss	Tt
Uu	Vv	Ww	A larger black and white line drawing of the same girl from the top right, sitting at a table with two apples and a bowl.	
Xx	Yy	Zz		

Name: _____




Read and Trace

Directions: Trace and write the letters.

d

z



Name: _____




Read and Trace

Directions: Trace and write the letters.

A

Z



Name: _____




Read and Trace

Directions: Trace and write the letters.

A a

Z z






f



p



h




s


Friends



b



g



p



d

Friends



f

Thematic Phonics-Based Writing Center

Friends



p

Thematic Phonics-Based Writing Center


Friends



h

Thematic Phonics-Based Writing Center

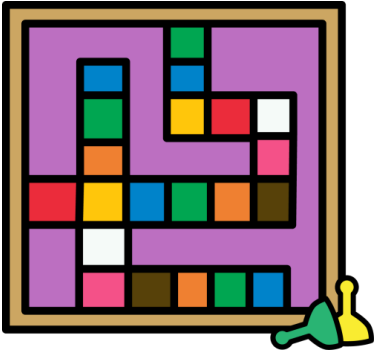
Friends



s

Thematic Phonics-Based Writing Center

Friends



g

Thematic Phonics-Based Writing Center


Friends



b

Thematic Phonics-Based Writing Center

Friends



p

Thematic Phonics-Based Writing Center

Friends



d

Thematic Phonics-Based Writing Center

Friends



Thematic Phonics-Based Writing Center

Friends




Thematic Phonics-Based Writing Center

Friends




Thematic Phonics-Based Writing Center

Friends



Thematic Phonics-Based Writing Center

Friends




Thematic Phonics-Based Writing Center

Friends



Thematic Phonics-Based Writing Center

Friends



Thematic Phonics-Based Writing Center

Friends



Thematic Phonics-Based Writing Center



Friends

f

Thematic Phonics-Based Writing Center

Tara West – Little Minds at Work



Friends

p

Thematic Phonics-Based Writing Center

Tara West – Little Minds at Work

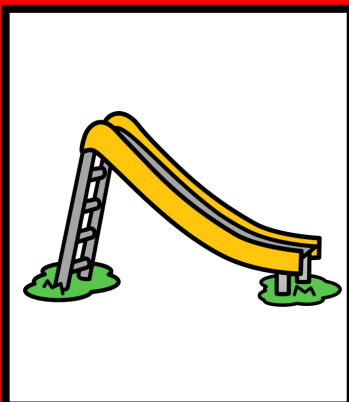


Friends

h

Thematic Phonics-Based Writing Center

Tara West – Little Minds at Work



Friends

s

Thematic Phonics-Based Writing Center

Tara West – Little Minds at Work

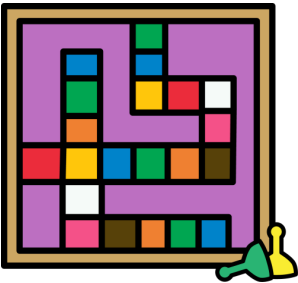


Friends

b

Thematic Phonics-Based Writing Center

Tara West – Little Minds at Work




Friends

g

Thematic Phonics-Based Writing Center

Tara West – Little Minds at Work



Friends

p

Thematic Phonics-Based Writing Center

Tara West – Little Minds at Work



Friends

d

Thematic Phonics-Based Writing Center

Tara West – Little Minds at Work



Friends

Thematic Phonics-Based Writing Center

Tara West – Little Minds at Work



Friends

Thematic Phonics-Based Writing Center

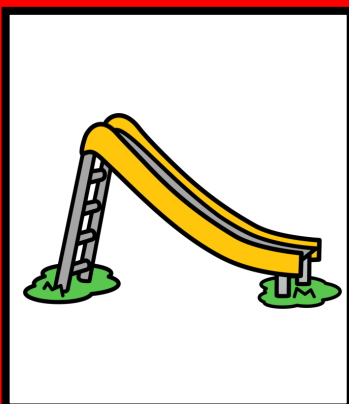
Tara West – Little Minds at Work



Friends

Thematic Phonics-Based Writing Center

Tara West – Little Minds at Work



Friends

Thematic Phonics-Based Writing Center

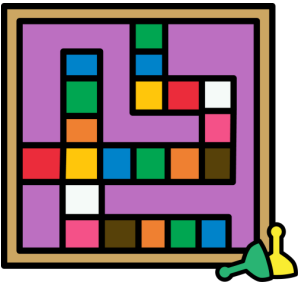
Tara West – Little Minds at Work



Friends

Thematic Phonics-Based Writing Center


Tara West – Little Minds at Work



Friends

Thematic Phonics-Based Writing Center

Tara West – Little Minds at Work



Friends

Thematic Phonics-Based Writing Center

Tara West – Little Minds at Work



Friends

Thematic Phonics-Based Writing Center

Tara West – Little Minds at Work



Friends

Thematic Phonics-Based Writing Center

Tara West – Little Minds at Work



Friends

Thematic Phonics-Based Writing Center


Tara West – Little Minds at Work



Friends

Thematic Phonics-Based Writing Center

Tara West – Little Minds at Work



Friends

Thematic Phonics-Based Writing Center

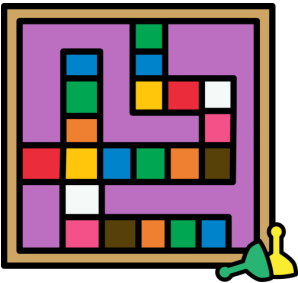
Tara West – Little Minds at Work



Friends

Thematic Phonics-Based Writing Center

Tara West – Little Minds at Work



Friends

Thematic Phonics-Based Writing Center

Tara West – Little Minds at Work



Friends

Thematic Phonics-Based Writing Center

Tara West – Little Minds at Work



Friends

Thematic Phonics-Based Writing Center

Tara West – Little Minds at Work



Illustrate a story about...




Thematic Phonics-Based Writing Center



Tara West - Little Minds at Work



Illustrate a story about...




Thematic Phonics-Based Writing Center



Tara West - Little Minds at Work



Illustrate a story about...



Thematic Phonics-Based Writing Center



Tara West - Little Minds at Work



Teacher Clip Art Guide




friend



play




help




slide



balls



game



puzzle



dolls



Teacher-Led Story Starters


- Illustrate and label a yellow slide.
- These are round and start with /b/. Illustrate it.
- Illustrate and label the word “play.”
- This person is kind, and you play together. It starts with /f/. Illustrate and label it.
- This is a game in which you fit pieces together. It starts with /p/. Illustrate and label it.
- Illustrate and label the word “game.”
- They start with /d/ and you play with them. Illustrate it.
- Illustrate and label the word “help.”

Name:



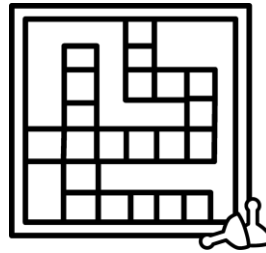
Label and
Color

Directions: Label and color.



















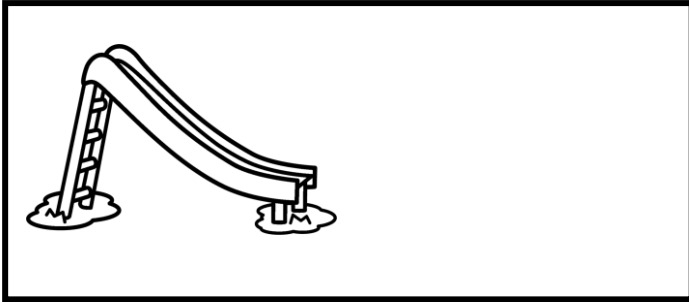




Name: _____



Directions: Cut, color, and glue.



p
d

s
h

f
g


p
b

Name:



**Pull, Illustrate,
and Label**

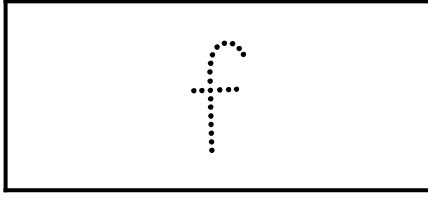

Directions: Pull, illustrate, label.



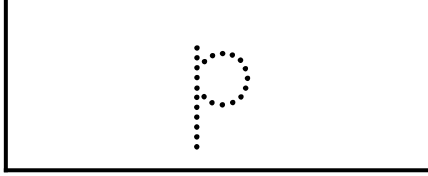
Name:




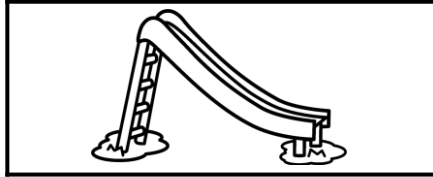
Directions: Say, trace, and write it.





Blank writing lines for the letter 'f', consisting of a solid top line, a dashed middle line, and a solid bottom line.



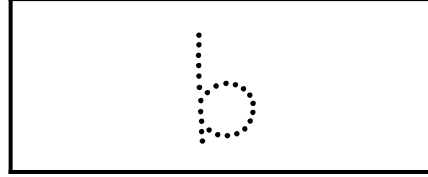
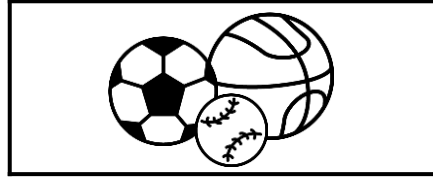
Blank writing lines for the letter 'p', consisting of a solid top line, a dashed middle line, and a solid bottom line.



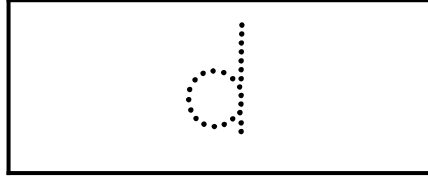
Blank writing lines for the letter 's', consisting of a solid top line, a dashed middle line, and a solid bottom line.





Blank writing lines for the letter 'g', consisting of a solid top line, a dashed middle line, and a solid bottom line.



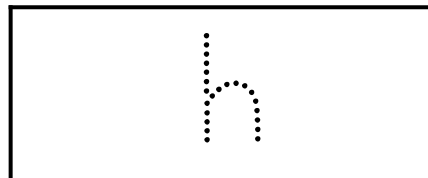
Blank writing lines for the letter 'b', consisting of a solid top line, a dashed middle line, and a solid bottom line.



Blank writing lines for the letter 'd', consisting of a solid top line, a dashed middle line, and a solid bottom line.



Blank writing lines for the letter 'p', consisting of a solid top line, a dashed middle line, and a solid bottom line.



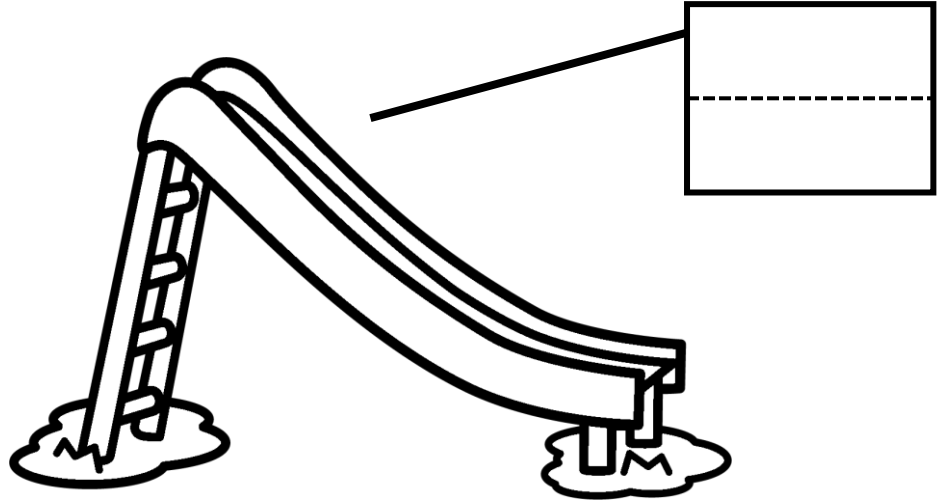
Blank writing lines for the letter 'h', consisting of a solid top line, a dashed middle line, and a solid bottom line.


Name: _____



Label, Color,
and Write

Directions: Label, color, and write.






Name: _____



Label, Color,
and Write

Directions: Label, color, and write.



Writing box with a dashed line for the middle.


Writing box with a dashed line for the middle.

Writing box with a dashed line for the middle.

Writing box with a dashed line for the middle.

Writing box with a dashed line for the middle.

Writing box with a dashed line for the middle.



Writing box with a dashed line for the middle.

Writing box with a dashed line for the middle.

Writing box with a dashed line for the middle.

Writing box with a dashed line for the middle.

Writing box with a dashed line for the middle.

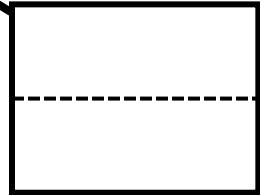
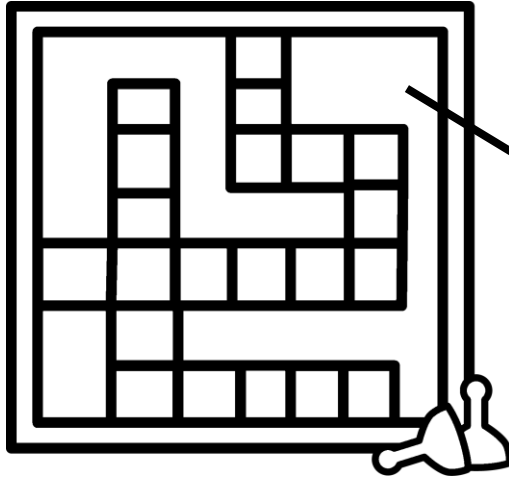
Writing box with a dashed line for the middle.

Name: _____

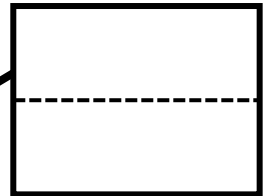


Label, Color,
and Write

Directions: Label, color, and write.



--	--	--	--	--




--	--	--	--	--

Name: _____



Label, Color,
and Write

Directions: Label, color, and write.



A rectangular box with a dashed horizontal line across the middle, intended for labeling and writing.

A rectangular box with a dashed horizontal line across the middle, intended for labeling and writing.

A rectangular box with a dashed horizontal line across the middle, intended for labeling and writing.

A rectangular box with a dashed horizontal line across the middle, intended for labeling and writing.

A rectangular box with a dashed horizontal line across the middle, intended for labeling and writing.

A rectangular box with a dashed horizontal line across the middle, intended for labeling and writing.



A rectangular box with a dashed horizontal line across the middle, intended for labeling and writing.

A rectangular box with a dashed horizontal line across the middle, intended for labeling and writing.

A rectangular box with a dashed horizontal line across the middle, intended for labeling and writing.

A rectangular box with a dashed horizontal line across the middle, intended for labeling and writing.

A rectangular box with a dashed horizontal line across the middle, intended for labeling and writing.

A rectangular box with a dashed horizontal line across the middle, intended for labeling and writing.

Name: _____



Label and Choose

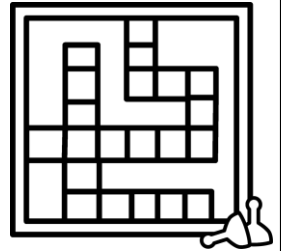
Directions: Label, choose, and color.





















Color, Label, and Write




Friends

Name:

Color, Label, and Write





Cut, Color,
and Label


Friends

Name: _____


Thematic Phonics-Based Writing Center

Tara West – Little Minds at Work


f



h



p




s



d



g



p





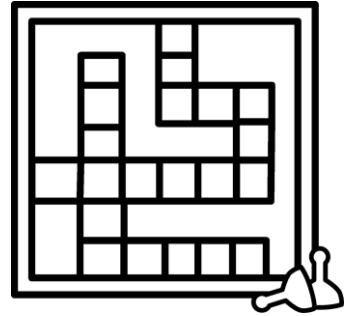
b



Cut, Color,
and Label



Friends



Name:

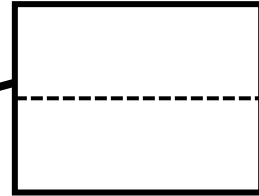

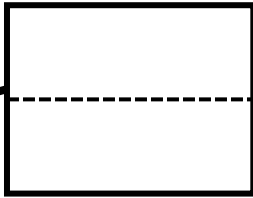


Label,
Match, Color

Directions: Label, match, color.



Label It.



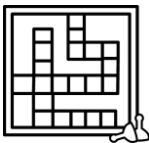
Match It.

• d

• g

• h

• p





Name: _____




Label,
Match, Color





Directions: Label, match, color.

 Label It.



 Match It.

• f • p • s • b



Name: _____



Read and Trace

Directions: Trace the letters.

A	B	C	D	E
F	G	H	I	J
K	L	M	N	O
P	Q	R	S	T
U	V	W	A larger version of the illustration from the top right, showing a boy standing behind a girl in a wheelchair.	
X	Y	Z		

Name: _____



Read and Trace

Directions: Trace the letters.

d	b	c	d	e
f	g	h	i	j
k	l	m	n	o
p	q	r	s	t
u	v	w	A black and white line drawing of two children. A boy stands behind a girl who is sitting in a wheelchair. They are both smiling.	
x	y	z		

Name: _____



Read and Trace

Directions: Trace the letters.

Aa	Bb	Cc	Dd	Ee
Ff	Gg	Hh	Ii	Jj
Kk	Ll	Mm	Nn	Oo
Pp	Qq	Rr	Ss	Tt
Uu	Vv	Ww		
Xx	Yy	Zz		

Name: _____




Read and Trace

Directions: Trace and write the letters.

d

z






Name: _____



Read and Trace

Directions: Trace and write the letters.



Name: _____




Read and Trace

Directions: Trace and write the letters.

A a

Z z





f



t




d




b

Fire
Safety




w



p



b



h

Fire Safety



f

Thematic Phonics-Based Writing Center

Fire Safety



t

Thematic Phonics-Based Writing Center

Fire Safety



b

Thematic Phonics-Based Writing Center

Fire Safety



d

Thematic Phonics-Based Writing Center


Fire Safety



p

Thematic Phonics-Based Writing Center

Fire Safety



w

Thematic Phonics-Based Writing Center


Fire Safety



b

Thematic Phonics-Based Writing Center

Fire Safety



h

Thematic Phonics-Based Writing Center

Fire Safety



Thematic Phonics-Based Writing Center

Fire Safety



Thematic Phonics-Based Writing Center

Fire Safety




Thematic Phonics-Based Writing Center

Fire Safety




Thematic Phonics-Based Writing Center

Fire Safety



Thematic Phonics-Based Writing Center

Fire Safety




Thematic Phonics-Based Writing Center

Fire Safety



Thematic Phonics-Based Writing Center

Fire Safety



Thematic Phonics-Based Writing Center



Fire Safety

f

Thematic Phonics-Based Writing Center

Tara West – Little Minds at Work



Fire Safety

t

Thematic Phonics-Based Writing Center

Tara West – Little Minds at Work



Fire Safety

d

Thematic Phonics-Based Writing Center

Tara West – Little Minds at Work




Fire Safety

b

Thematic Phonics-Based Writing Center

Tara West – Little Minds at Work




Fire Safety

w

Thematic Phonics-Based Writing Center

Tara West – Little Minds at Work



Fire Safety

p

Thematic Phonics-Based Writing Center

Tara West – Little Minds at Work




Fire Safety

b

Thematic Phonics-Based Writing Center

Tara West – Little Minds at Work



Fire Safety

h

Thematic Phonics-Based Writing Center

Tara West – Little Minds at Work



Fire Safety

Thematic Phonics-Based Writing Center

Tara West – Little Minds at Work



Fire Safety

Thematic Phonics-Based Writing Center

Tara West – Little Minds at Work



Fire Safety

Thematic Phonics-Based Writing Center


Tara West – Little Minds at Work



Fire Safety

Thematic Phonics-Based Writing Center


Tara West – Little Minds at Work



Fire Safety

Thematic Phonics-Based Writing Center

Tara West – Little Minds at Work



Fire Safety

Thematic Phonics-Based Writing Center


Tara West – Little Minds at Work



Fire Safety

Thematic Phonics-Based Writing Center

Tara West – Little Minds at Work



Fire Safety

Thematic Phonics-Based Writing Center

Tara West – Little Minds at Work



Fire Safety

Thematic Phonics-Based Writing Center

Tara West – Little Minds at Work



Fire Safety

Thematic Phonics-Based Writing Center

Tara West – Little Minds at Work



Fire Safety

Thematic Phonics-Based Writing Center


Tara West – Little Minds at Work



Fire Safety

Thematic Phonics-Based Writing Center


Tara West – Little Minds at Work



Fire Safety

Thematic Phonics-Based Writing Center

Tara West – Little Minds at Work



Fire Safety

Thematic Phonics-Based Writing Center


Tara West – Little Minds at Work



Fire Safety

Thematic Phonics-Based Writing Center

Tara West – Little Minds at Work



Fire Safety

Thematic Phonics-Based Writing Center

Tara West – Little Minds at Work



Illustrate a story about...




Thematic Phonics-Based Writing Center

Tara West – Little Minds at Work



Illustrate a story about...




Thematic Phonics-Based Writing Center

Tara West – Little Minds at Work



Illustrate a story about...



Thematic Phonics-Based Writing Center

Tara West – Little Minds at Work



Teacher Clip Art Guide



fire




truck



dog



bucket



water



pole



boots



hose



Teacher-Led Story Starters


- Illustrate and label a red fire truck.
- A firefighter wears these, and they start with /b/. Illustrate and label it.
- Illustrate and label the word “water.”
- A firefighter slides down this. It starts with /p/. Illustrate it.
- This is white with black spots. Illustrate and label it.
- Illustrate and label the word “hose.”
- This is hot and has red flames. It starts with /f/. Illustrate and label it.
- Illustrate and label the word “bucket.”


Name:





Label and
Color


Directions: Label and color.




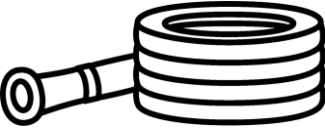












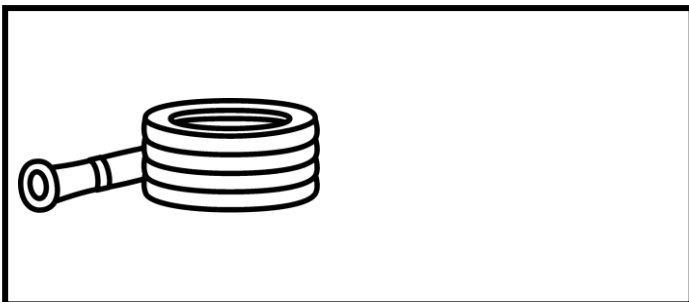
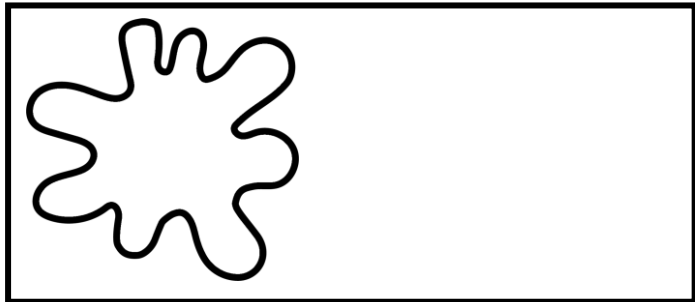


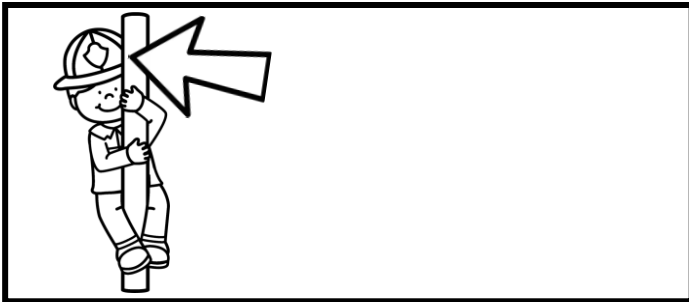

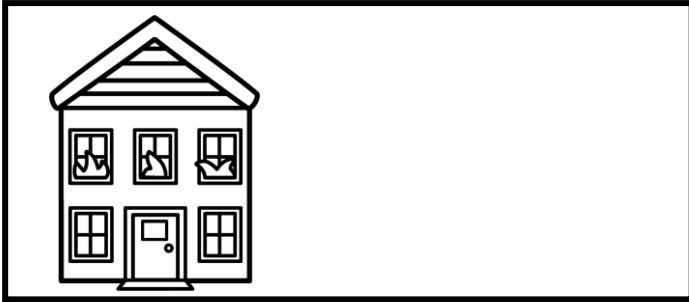




Name: _____

 Cut, Color,
and Glue

Directions: Cut, color, and glue.



h

w

t

d

b

p

b


f

Name:



**Pull, Illustrate,
and Label**

Directions: Pull, illustrate, label.

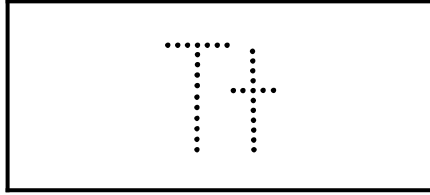



Name: _____

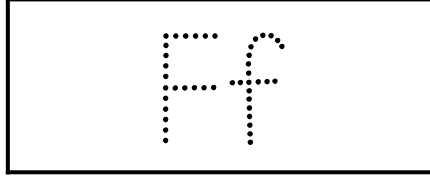


Say, Trace,
and Write it!



Directions: Say, trace, and write it.



Blank writing lines for the letter Tt.





Blank writing lines for the letter Ff.



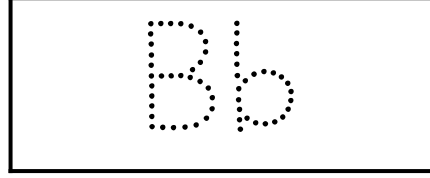
Blank writing lines for the letter Pp.



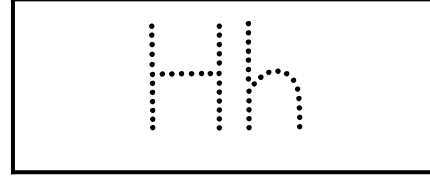

Blank writing lines for the letter Bb.



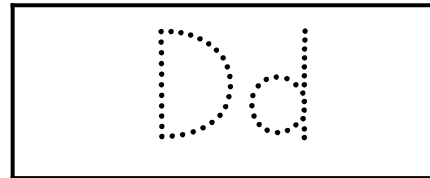

Blank writing lines for the letter Ww.



Blank writing lines for the letter Bb.




Blank writing lines for the letter Hh.



Blank writing lines for the letter Dd.

Name: _____



Label, Color,
and Write

Directions: Label, color, and write.



Label box for the fire truck siren, consisting of a rectangle with a dashed horizontal line across the middle.

Blank writing box for labeling the fire truck, consisting of a rectangle with a dashed horizontal line across the middle.

Blank writing box for labeling the fire truck, consisting of a rectangle with a dashed horizontal line across the middle.

Blank writing box for labeling the fire truck, consisting of a rectangle with a dashed horizontal line across the middle.

Blank writing box for labeling the fire truck, consisting of a rectangle with a dashed horizontal line across the middle.

Blank writing box for labeling the fire truck, consisting of a rectangle with a dashed horizontal line across the middle.



Label box for the house, consisting of a rectangle with a dashed horizontal line across the middle.

Blank writing box for labeling the house, consisting of a rectangle with a dashed horizontal line across the middle.

Blank writing box for labeling the house, consisting of a rectangle with a dashed horizontal line across the middle.

Blank writing box for labeling the house, consisting of a rectangle with a dashed horizontal line across the middle.

Blank writing box for labeling the house, consisting of a rectangle with a dashed horizontal line across the middle.


Blank writing box for labeling the house, consisting of a rectangle with a dashed horizontal line across the middle.


Name: _____



Label, Color,
and Write

Directions: Label, color, and write.






Name: _____



Label, Color,
and Write

Directions: Label, color, and write.



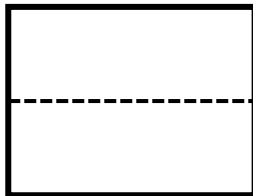
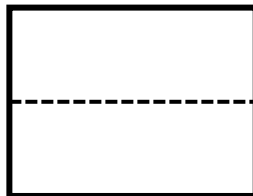
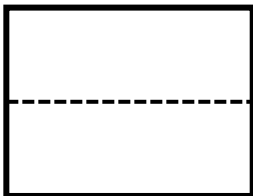
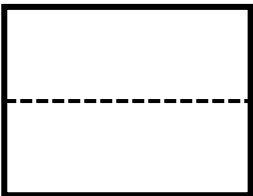
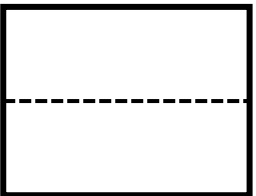
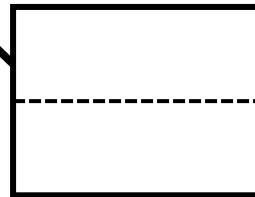

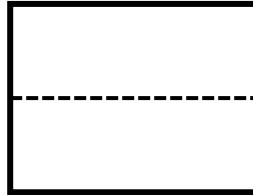
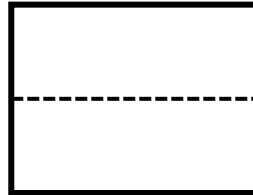
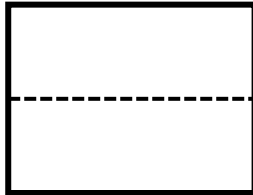
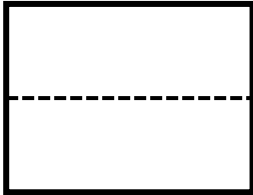
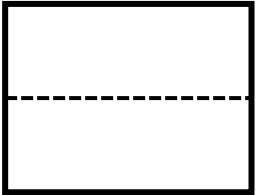



Name: _____



Label, Color,
and Write

Directions: Label, color, and write.




Name: _____




Label and Choose


Directions: Label, choose, and color.























Color, Label, and Write




Fire Safety

Name:

Color, Label, and Write



Cut, Color,
and Label




Fire Safety

Name:


Thematic Phonics-Based Writing Center

Tara West – Little Minds at Work


f




t




d




b




w




h




b







p



Cut, Color,
and Label



Fire Safety



Name: _____

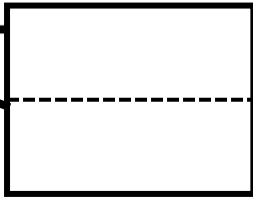

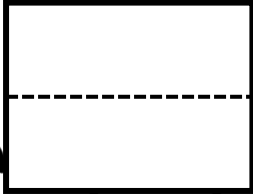


Label,
Match, Color

Directions: Label, match, color.



Label It.



Match It.

• p

• t

• b

• d



Name:

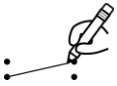



Label,
Match, Color

Directions: Label, match, color.



Label It.




Match It.

• b

• f

• w

• h



Name: _____



Read and Trace

Directions: Trace the letters.

A	B	C	D	E
F	G	H	I	J
K	L	M	N	O
P	Q	R	S	T
U	V	W		
X	Y	Z		

Name: _____



Read and Trace

Directions: Trace the letters.

d	b	c	d	e
f	g	h	i	j
k	l	m	n	o
p	q	r	s	t
u	v	w		
x	y	z		

Name: _____



Read and Trace

Directions: Trace the letters.

Aa	Bb	Cc	Dd	Ee
Ff	Gg	Hh	Ii	Jj
Kk	Ll	Mm	Nn	Oo
Pp	Qq	Rr	Ss	Tt
Uu	Vv	Ww		
Xx	Yy	Zz		

Name: _____




Read and Trace

Directions: Trace and write the letters.

d

z






Name: _____



Read and Trace

Directions: Trace and write the letters.



Name: _____





Read and Trace

Directions: Trace and write the letters.


A a

Z z







f



w





s




l


Trees




l



b




n



b


Trees



W

Thematic Phonics-Based Writing Center


Trees



f

Thematic Phonics-Based Writing Center


Trees



S

Thematic Phonics-Based Writing Center


Trees



l

Thematic Phonics-Based Writing Center

Trees



l

Thematic Phonics-Based Writing Center


Trees



n

Thematic Phonics-Based Writing Center


Trees



b

Thematic Phonics-Based Writing Center

Trees



b


Thematic Phonics-Based Writing Center

Trees




Thematic Phonics-Based Writing Center

Trees



Thematic Phonics-Based Writing Center

Trees




Thematic Phonics-Based Writing Center

Trees




Thematic Phonics-Based Writing Center

Trees




Thematic Phonics-Based Writing Center

Trees




Thematic Phonics-Based Writing Center

Trees




Thematic Phonics-Based Writing Center

Trees



Thematic Phonics-Based Writing Center




Trees

W

Thematic Phonics-Based Writing Center

Tara West – Little Minds at Work




Trees

f

Thematic Phonics-Based Writing Center

Tara West – Little Minds at Work




Trees

S

Thematic Phonics-Based Writing Center

Tara West – Little Minds at Work




Trees

I

Thematic Phonics-Based Writing Center

Tara West – Little Minds at Work




Trees

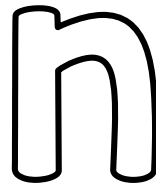


Thematic Phonics-Based Writing Center

Tara West – Little Minds at Work




Trees

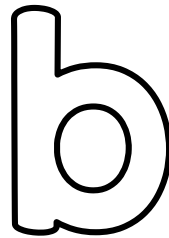


Thematic Phonics-Based Writing Center

Tara West – Little Minds at Work




Trees

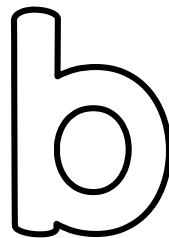


Thematic Phonics-Based Writing Center

Tara West – Little Minds at Work




Trees



Thematic Phonics-Based Writing Center


Tara West – Little Minds at Work



Trees

Thematic Phonics-Based Writing Center


Tara West – Little Minds at Work



Trees

Thematic Phonics-Based Writing Center


Tara West – Little Minds at Work



Trees

Thematic Phonics-Based Writing Center


Tara West – Little Minds at Work



Trees

Thematic Phonics-Based Writing Center


Tara West – Little Minds at Work



Trees

Thematic Phonics-Based Writing Center


Tara West – Little Minds at Work



Trees

Thematic Phonics-Based Writing Center


Tara West – Little Minds at Work



Trees

Thematic Phonics-Based Writing Center


Tara West – Little Minds at Work



Trees

Thematic Phonics-Based Writing Center


Tara West – Little Minds at Work



Trees

Thematic Phonics-Based Writing Center


Tara West – Little Minds at Work



Trees

Thematic Phonics-Based Writing Center


Tara West – Little Minds at Work



Trees

Thematic Phonics-Based Writing Center


Tara West – Little Minds at Work



Trees

Thematic Phonics-Based Writing Center

Tara West – Little Minds at Work




Trees

Three horizontal lines for handwriting practice: a solid top line, a dashed middle line, and a solid bottom line.

Thematic Phonics-Based Writing Center

Tara West – Little Minds at Work




Trees

Three horizontal lines for handwriting practice: a solid top line, a dashed middle line, and a solid bottom line.

Thematic Phonics-Based Writing Center

Tara West – Little Minds at Work




Trees

Three horizontal lines for handwriting practice: a solid top line, a dashed middle line, and a solid bottom line.

Thematic Phonics-Based Writing Center

Tara West – Little Minds at Work




Trees



Three horizontal lines for handwriting practice: a solid top line, a dashed middle line, and a solid bottom line.

Thematic Phonics-Based Writing Center

Tara West – Little Minds at Work




Illustrate a story about...





Thematic Phonics-Based Writing Center

Tara West – Little Minds at Work



Illustrate a story about...





Thematic Phonics-Based Writing Center

Tara West – Little Minds at Work




Illustrate a story about...




Thematic Phonics-Based Writing Center


Tara West – Little Minds at Work




Teacher Clip Art Guide




fall




winter




summer




leaf




limb




bud



nest



bird



Teacher-Led Story Starters


- Illustrate and label a winter tree.
- This is on a tree, and it starts with /l/. Illustrate it.
- A spring tree gets this, and it starts with /b/. Illustrate it.
- A bird lives in this. Illustrate and label it.
- Illustrate and label a summer tree.
- A tree has this, and its like an arm. It starts with /l/. Illustrate and label it.
- This is an animal that can sometimes live in a tree. It starts with /b/. Illustrate and label it.
- Illustrate and label a fall tree.


Name:





Label and
Color

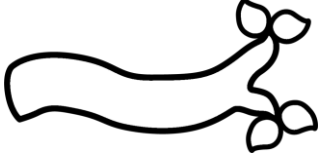
Directions: Label and color.



















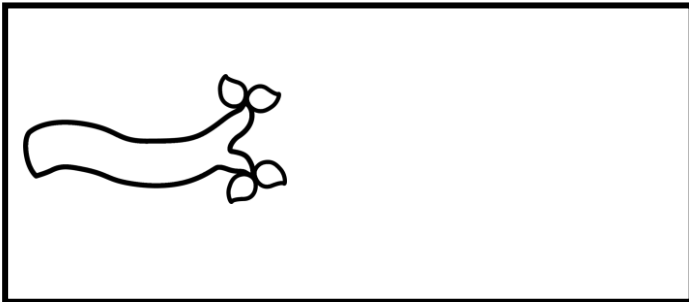
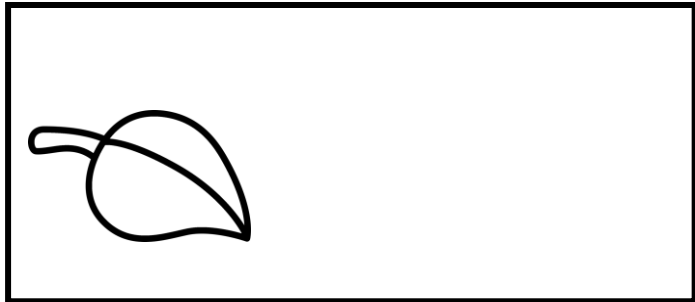





Name: _____



Directions: Cut, color, and glue.



b

l

n

f

w

b

s


l

Name:



Pull, Illustrate,
and Label


Directions: Pull, illustrate, label.



Name: _____


 Say, Trace, and Write it!

Directions: Say, trace, and write it.




Ff

Blank writing lines for the letter Ff.




Ww

Blank writing lines for the letter Ww.



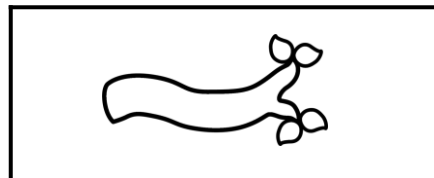
Ss

Blank writing lines for the letter Ss.




Bb

Blank writing lines for the letter Bb.



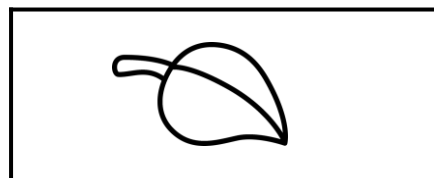
Ll

Blank writing lines for the letter Ll.




Nn

Blank writing lines for the letter Nn.



Ll


Blank writing lines for the letter Ll.



Bb


Blank writing lines for the letter Bb.

Name: _____



Label, Color,
and Write

Directions: Label, color, and write.



Label box for the top flower.


Blank handwriting box with a dashed line.

Blank handwriting box with a dashed line.

Blank handwriting box with a dashed line.

Blank handwriting box with a dashed line.

Blank handwriting box with a dashed line.



Label box for the leaf.

Blank handwriting box with a dashed line.


Blank handwriting box with a dashed line.

Blank handwriting box with a dashed line.

Blank handwriting box with a dashed line.

Blank handwriting box with a dashed line.


Name: _____



Label, Color,
and Write

Directions: Label, color, and write.

A rectangular box with a dashed horizontal line across the middle, intended for labeling the nest.




A rectangular box with a dashed horizontal line across the middle, intended for writing.

A rectangular box with a dashed horizontal line across the middle, intended for writing.

A rectangular box with a dashed horizontal line across the middle, intended for writing.

A rectangular box with a dashed horizontal line across the middle, intended for writing.

A rectangular box with a dashed horizontal line across the middle, intended for writing.



A rectangular box with a dashed horizontal line across the middle, intended for labeling the bird.

A rectangular box with a dashed horizontal line across the middle, intended for writing.


A rectangular box with a dashed horizontal line across the middle, intended for writing.

A rectangular box with a dashed horizontal line across the middle, intended for writing.

A rectangular box with a dashed horizontal line across the middle, intended for writing.


A rectangular box with a dashed horizontal line across the middle, intended for writing.

Name: _____



Label, Color,
and Write

Directions: Label, color, and write.



Label box for the tree trunk, featuring a dashed horizontal line for writing.

Blank writing box with a dashed horizontal line.


Blank writing box with a dashed horizontal line.

Blank writing box with a dashed horizontal line.

Blank writing box with a dashed horizontal line.

Blank writing box with a dashed horizontal line.

Label box for the tree canopy, featuring a dashed horizontal line for writing.



Blank writing box with a dashed horizontal line.


Blank writing box with a dashed horizontal line.

Blank writing box with a dashed horizontal line.

Blank writing box with a dashed horizontal line.


Blank writing box with a dashed horizontal line.

Name: _____



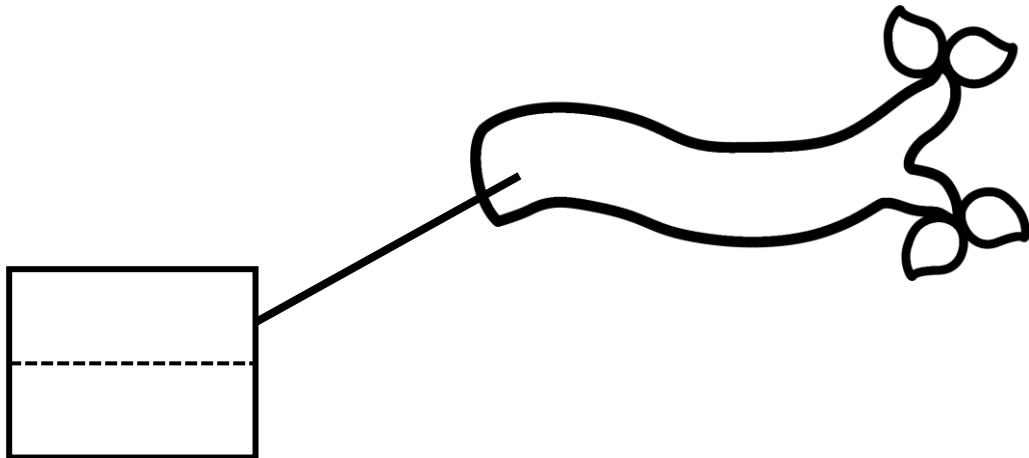
Label, Color,
and Write

Directions: Label, color, and write.



Label box for the tree canopy, consisting of a rectangle with a dashed horizontal line across the middle.


Five empty rectangular boxes with dashed horizontal lines, intended for writing labels.



Label box for the wavy branch, consisting of a rectangle with a dashed horizontal line across the middle.


Five empty rectangular boxes with dashed horizontal lines, intended for writing labels.


Name:







Label and
Choose



Directions: Label, choose, and color.






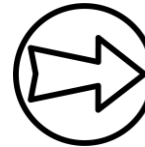





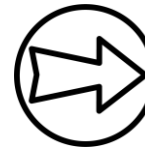














Color, Label, and Write




Trees

Name:

Color, Label, and Write





Cut, Color,
and Label


Trees

Name: _____


Thematic Phonics-Based Writing Center

Tara West – Little Minds at Work


f




w




s




l




b




l




b











n



Cut, Color,
and Label



Trees



Name:


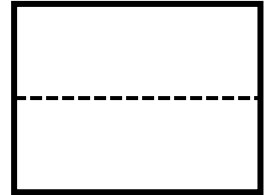
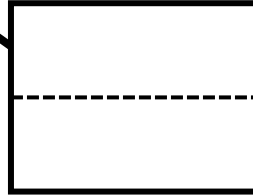


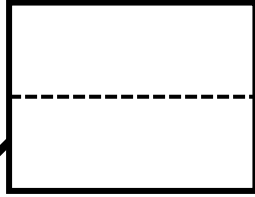


Label,
Match, Color

Directions: Label, match, color.



Label It.



Match It.

• s

• b

• n

• l



Name:



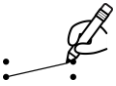
Label,
Match, Color

Directions: Label, match, color.



Label It.

A large illustration of a bird perched on a tree branch with a nest of eggs. Four empty rectangular boxes with dashed horizontal lines are connected to different parts of the scene by lines: one to the bird, one to the tree trunk, one to a branch, and one to the nest.



Match It.

• w

• l

• b

• n



Name: _____



Read and Trace

Directions: Trace the letters.

A	B	C	D	E
F	G	H	I	J
K	L	M	N	O
P	Q	R	S	T
U	V	W		
X	Y	Z		

Name: _____



Read and Trace

Directions: Trace the letters.

d	b	c	d	e
f	g	h	i	j
k	l	m	n	o
p	q	r	s	t
u	v	w		
x	y	z		

Name: _____



Read and Trace

Directions: Trace the letters.

Aa	Bb	Cc	Dd	Ee
Ff	Gg	Hh	Ii	Jj
Kk	Ll	Mm	Nn	Oo
Pp	Qq	Rr	Ss	Tt
Uu	Vv	Ww		
Xx	Yy	Zz		

Name: _____




Read and Trace

Directions: Trace and write the letters.

d

z






Name: _____



Read and Trace

Directions: Trace and write the letters.



Name: _____




Read and Trace

Directions: Trace and write the letters.


A a

Z z






p



r



d




h


Around Town



p



c



h



a


Around Town



p

Thematic Phonics-Based Writing Center


Around Town



r

Thematic Phonics-Based Writing Center

Around Town



d

Thematic Phonics-Based Writing Center

Around Town



h

Thematic Phonics-Based Writing Center


Around Town



p

Thematic Phonics-Based Writing Center


Around Town



c

Thematic Phonics-Based Writing Center


Around Town



h

Thematic Phonics-Based Writing Center

Around Town



a

Thematic Phonics-Based Writing Center

Around Town




Thematic Phonics-Based Writing Center

Around Town



Thematic Phonics-Based Writing Center

Around Town



Thematic Phonics-Based Writing Center

Around Town




Thematic Phonics-Based Writing Center

Around Town



Thematic Phonics-Based Writing Center

Around Town




Thematic Phonics-Based Writing Center

Around Town



Thematic Phonics-Based Writing Center

Around Town



Thematic Phonics-Based Writing Center

Around Town




p

Thematic Phonics-Based Writing Center

Tara West – Little Minds at Work

Around Town




r

Thematic Phonics-Based Writing Center

Tara West – Little Minds at Work

Around Town



d

Thematic Phonics-Based Writing Center

Tara West – Little Minds at Work


Around Town



h

Thematic Phonics-Based Writing Center

Tara West – Little Minds at Work




Around Town

p

Thematic Phonics-Based Writing Center

Tara West – Little Minds at Work




Around Town

c

Thematic Phonics-Based Writing Center

Tara West – Little Minds at Work



Around Town

h

Thematic Phonics-Based Writing Center

Tara West – Little Minds at Work



Around Town

a

Thematic Phonics-Based Writing Center

Tara West – Little Minds at Work



Around Town

Thematic Phonics-Based Writing Center


Tara West – Little Minds at Work



Around Town

Thematic Phonics-Based Writing Center

Tara West – Little Minds at Work



Around Town

Thematic Phonics-Based Writing Center

Tara West – Little Minds at Work



Around Town

Thematic Phonics-Based Writing Center


Tara West – Little Minds at Work



Around Town

Thematic Phonics-Based Writing Center


Tara West – Little Minds at Work



Around Town

Thematic Phonics-Based Writing Center

Tara West – Little Minds at Work



Around Town

Thematic Phonics-Based Writing Center

Tara West – Little Minds at Work



Around Town

Thematic Phonics-Based Writing Center


Tara West – Little Minds at Work



Around Town

Thematic Phonics-Based Writing Center


Tara West – Little Minds at Work



Around Town

Thematic Phonics-Based Writing Center

Tara West – Little Minds at Work



Around Town

Thematic Phonics-Based Writing Center


Tara West – Little Minds at Work



Around Town

Thematic Phonics-Based Writing Center


Tara West – Little Minds at Work



Around Town

Thematic Phonics-Based Writing Center


Tara West – Little Minds at Work



Around Town

Thematic Phonics-Based Writing Center

Tara West – Little Minds at Work



Around Town

Thematic Phonics-Based Writing Center

Tara West – Little Minds at Work




Around Town

Thematic Phonics-Based Writing Center

Tara West – Little Minds at Work



Illustrate a story about...




Thematic Phonics-Based Writing Center

Tara West – Little Minds at Work



Illustrate a story about...




Thematic Phonics-Based Writing Center

Tara West – Little Minds at Work



Illustrate a story about...



Thematic Phonics-Based Writing Center


Tara West – Little Minds at Work



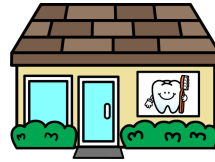
Teacher Clip Art Guide



post office



restaurant




dentist



house



park



construction



hospital



ambulance



Teacher-Led Story Starters


- Illustrate and label your house.
- This vehicle has a red siren on top and starts with /a/? Illustrate it.
- This worker wears a hard hat and starts with /k/. Illustrate it.
- Illustrate and label a post office.
- We go here to eat, and it starts with /r/. Illustrate it.
- Doctors and nurses work here. It starts with /h/. Illustrate and label it.
- This is where we go to get our teeth cleaned. It starts with /d/. Illustrate and label it.
- It starts with /p/ and you can go there to play. Illustrate it.

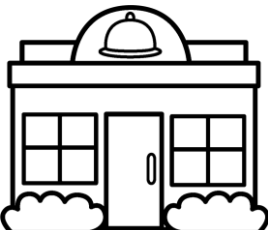
Name:





Label and
Color


Directions: Label and color.




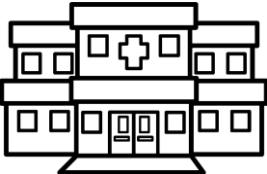














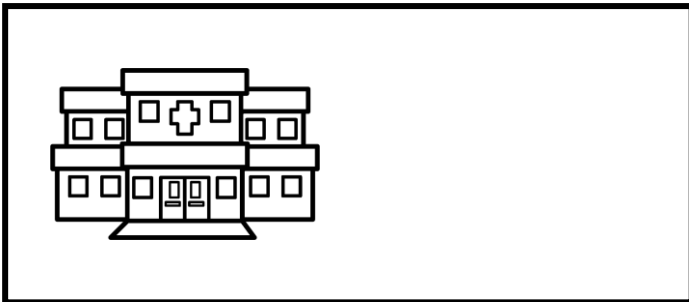




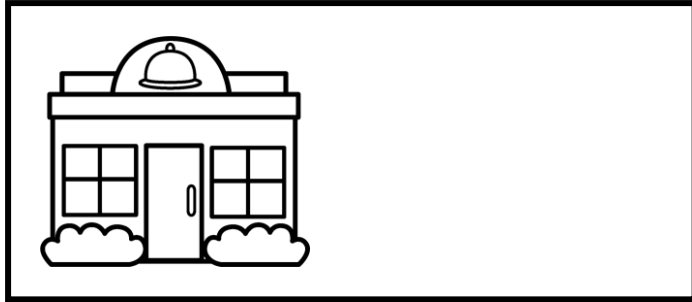
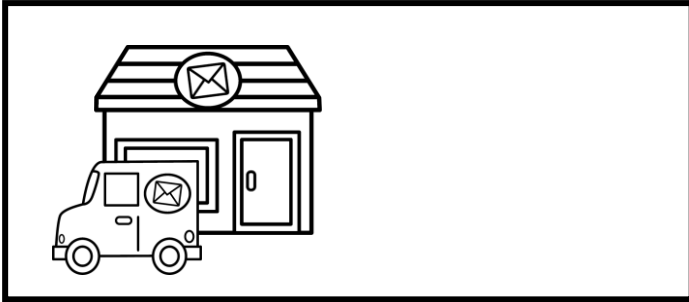


Name: _____



Cut, Color,
and Glue

Directions: Cut, color, and glue.



a

p

c

p

d

h

r

h

Name:



**Pull, Illustrate,
and Label**

Directions: Pull, illustrate, label.

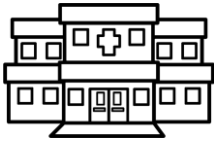


Name:



Say, Trace,
and Write it!

Directions: Say, trace, and write it.



Hh

Handwriting practice lines for the letter Hh, consisting of a solid top line, a dashed middle line, and a solid bottom line.



Pp

Handwriting practice lines for the letter Pp, consisting of a solid top line, a dashed middle line, and a solid bottom line.




Rr

Handwriting practice lines for the letter Rr, consisting of a solid top line, a dashed middle line, and a solid bottom line.



Cc

Handwriting practice lines for the letter Cc, consisting of a solid top line, a dashed middle line, and a solid bottom line.



Dd

Handwriting practice lines for the letter Dd, consisting of a solid top line, a dashed middle line, and a solid bottom line.



Hh

Handwriting practice lines for the letter Hh, consisting of a solid top line, a dashed middle line, and a solid bottom line.



Pp

Handwriting practice lines for the letter Pp, consisting of a solid top line, a dashed middle line, and a solid bottom line.



Aa


Handwriting practice lines for the letter Aa, consisting of a solid top line, a dashed middle line, and a solid bottom line.

Name: _____




Label, Color,
and Write

Directions: Label, color, and write.



Label box for the mailbox building.

Five writing boxes for labeling the mailbox building.



Label box for the dentist's office building.


Five writing boxes for labeling the dentist's office building.

Name: _____



Label, Color,
and Write

Directions: Label, color, and write.



Blank writing box with a dashed line for handwriting practice.

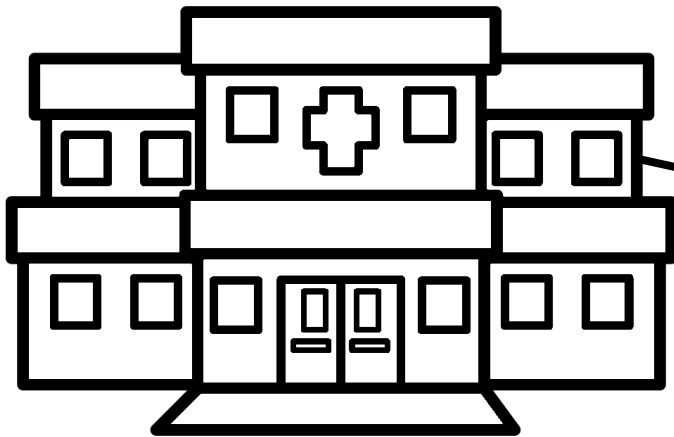
Blank writing box with a dashed line for handwriting practice.

Blank writing box with a dashed line for handwriting practice.

Blank writing box with a dashed line for handwriting practice.

Blank writing box with a dashed line for handwriting practice.

Blank writing box with a dashed line for handwriting practice.



Blank writing box with a dashed line for handwriting practice.

Blank writing box with a dashed line for handwriting practice.

Blank writing box with a dashed line for handwriting practice.

Blank writing box with a dashed line for handwriting practice.

Blank writing box with a dashed line for handwriting practice.

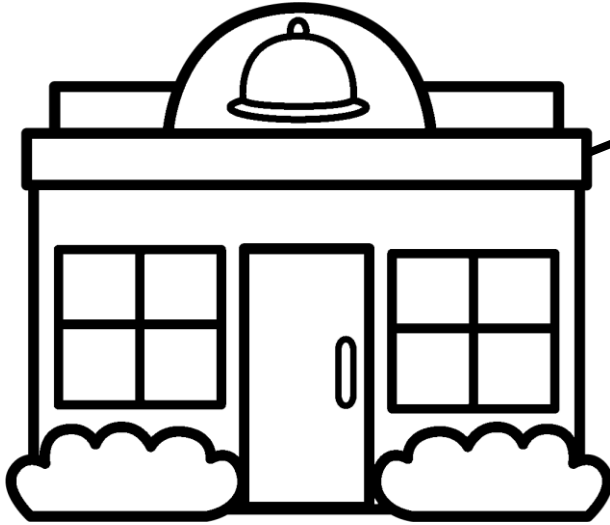
Blank writing box with a dashed line for handwriting practice.

Name: _____



Label, Color,
and Write

Directions: Label, color, and write.



Label box with a dashed line for writing.

Blank writing box with a dashed line.

Blank writing box with a dashed line.

Blank writing box with a dashed line.

Blank writing box with a dashed line.

Blank writing box with a dashed line.



Label box with a dashed line for writing.

Blank writing box with a dashed line.

Blank writing box with a dashed line.

Blank writing box with a dashed line.

Blank writing box with a dashed line.


Blank writing box with a dashed line.


Name: _____



Label, Color,
and Write

Directions: Label, color, and write.






Name:




Label and
Choose

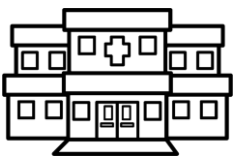
Directions: Label, choose, and color.




















Color, Label, and Write



Around Town

Name:

Color, Label, and Write



Cut, Color,
and Label




Around Town

Name: _____


Thematic Phonics-Based Writing Center

Tara West – Little Minds at Work


p




r




d




h




p




c



h



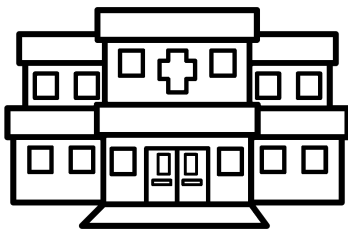





a



Cut, Color,
and Label



Around Town



Name: _____




Label,
Match, Color

Directions: Label, match, color.



Label It.




Match It.

• r

• h

• d

• p



Name: _____




Label,
Match, Color

Directions: Label, match, color.



Label It.



Match It.

• a

• c

• h

• p




Name: _____



Read and Trace

Directions: Trace the letters.

A	B	C	D	E
F	G	H	I	J
K	L	M	N	O
P	Q	R	S	T
U	V	W		
X	Y	Z		

Name: _____



Read and Trace

Directions: Trace the letters.

d	b	c	d	e
f	g	h	i	j
k	l	m	n	o
p	q	r	s	t
u	v	w		
x	y	z		



Name: _____



Read and Trace

Directions: Trace the letters.

Aa	Bb	Cc	Dd	Ee
Ff	Gg	Hh	Ii	Jj
Kk	Ll	Mm	Nn	Oo
Pp	Qq	Rr	Ss	Tt
Uu	Vv	Ww		
Xx	Yy	Zz		



Name:



Read and Trace

Directions: Trace and write the letters.

d

z





Name: _____



Read and Trace

Directions: Trace and write the letters.



Name: _____



Read and Trace

Directions: Trace and write the letters.

A a

Z z






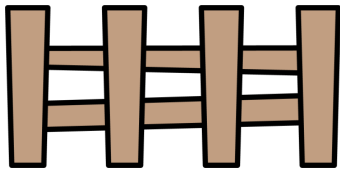
b



f





h




f


Farm




w



c




h



r

Farm



b

Thematic Phonics-Based Writing Center


Farm



f

Thematic Phonics-Based Writing Center

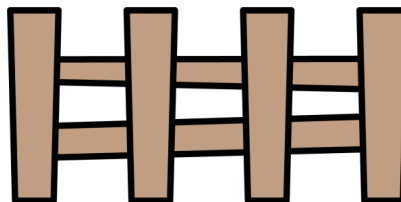
Farm



h

Thematic Phonics-Based Writing Center


Farm



f

Thematic Phonics-Based Writing Center


Farm



w

Thematic Phonics-Based Writing Center


Farm



c

Thematic Phonics-Based Writing Center


Farm



h

Thematic Phonics-Based Writing Center


Farm



r

Thematic Phonics-Based Writing Center

Farm




Thematic Phonics-Based Writing Center

Farm



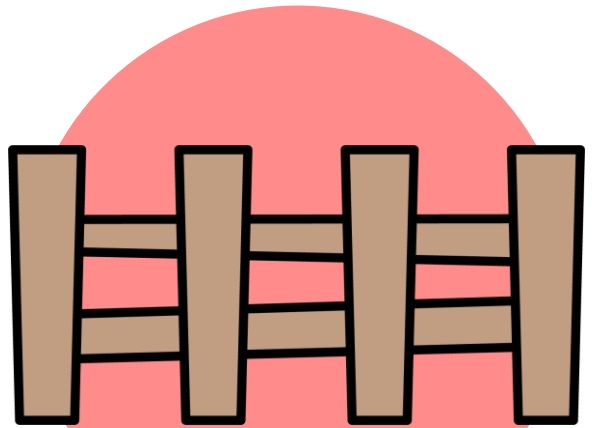
Thematic Phonics-Based Writing Center

Farm




Thematic Phonics-Based Writing Center

Farm




Thematic Phonics-Based Writing Center

Farm




Thematic Phonics-Based Writing Center

Farm




Thematic Phonics-Based Writing Center

Farm




Thematic Phonics-Based Writing Center

Farm



Thematic Phonics-Based Writing Center



Farm

b

Thematic Phonics-Based Writing Center

Tara West – Little Minds at Work




Farm

f

Thematic Phonics-Based Writing Center

Tara West – Little Minds at Work

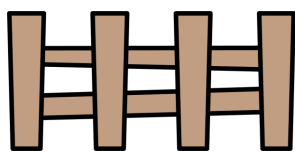


Farm

h

Thematic Phonics-Based Writing Center

Tara West – Little Minds at Work




Farm

f

Thematic Phonics-Based Writing Center

Tara West – Little Minds at Work




Farm

w

Thematic Phonics-Based Writing Center

Tara West – Little Minds at Work




Farm

c

Thematic Phonics-Based Writing Center

Tara West – Little Minds at Work




Farm

h

Thematic Phonics-Based Writing Center

Tara West – Little Minds at Work



Farm

r

Thematic Phonics-Based Writing Center

Tara West – Little Minds at Work



Farm

Thematic Phonics-Based Writing Center


Tara West – Little Minds at Work



Farm

Thematic Phonics-Based Writing Center

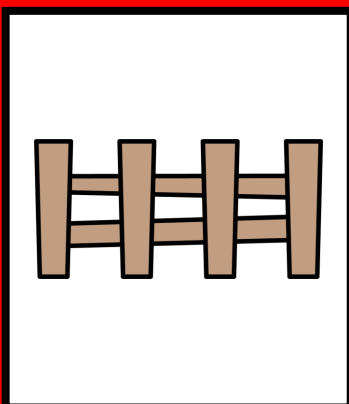
Tara West – Little Minds at Work



Farm

Thematic Phonics-Based Writing Center


Tara West – Little Minds at Work



Farm

Thematic Phonics-Based Writing Center


Tara West – Little Minds at Work



Farm

Thematic Phonics-Based Writing Center


Tara West – Little Minds at Work



Farm

Thematic Phonics-Based Writing Center


Tara West – Little Minds at Work



Farm

Thematic Phonics-Based Writing Center


Tara West – Little Minds at Work



Farm

Thematic Phonics-Based Writing Center

Tara West – Little Minds at Work



Farm

Thematic Phonics-Based Writing Center


Tara West – Little Minds at Work



Farm

Thematic Phonics-Based Writing Center

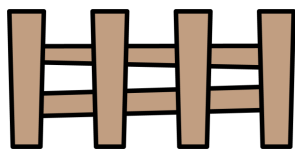
Tara West – Little Minds at Work



Farm

Thematic Phonics-Based Writing Center


Tara West – Little Minds at Work



Farm

Thematic Phonics-Based Writing Center

Tara West – Little Minds at Work




Farm

Three horizontal lines for writing: a solid top line, a dashed middle line, and a solid bottom line.

Thematic Phonics-Based Writing Center

Tara West – Little Minds at Work




Farm

Three horizontal lines for writing: a solid top line, a dashed middle line, and a solid bottom line.

Thematic Phonics-Based Writing Center

Tara West – Little Minds at Work




Farm

Three horizontal lines for writing: a solid top line, a dashed middle line, and a solid bottom line.

Thematic Phonics-Based Writing Center

Tara West – Little Minds at Work




Farm


Three horizontal lines for writing: a solid top line, a dashed middle line, and a solid bottom line.

Thematic Phonics-Based Writing Center

Tara West – Little Minds at Work




Illustrate a story about...

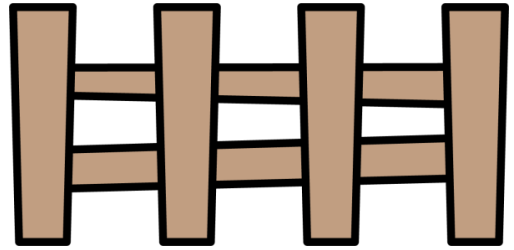



Thematic Phonics-Based Writing Center

Tara West - Little Minds at Work




Illustrate a story about...





Thematic Phonics-Based Writing Center

Tara West - Little Minds at Work




Illustrate a story about...



Thematic Phonics-Based Writing Center

Tara West - Little Minds at Work




Teacher Clip Art Guide



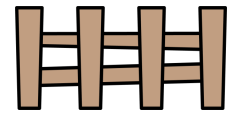
barn



farmer




hay




fence




windmill




cow



horse



rooster




Teacher-Led Story Starters


- Illustrate and label a gray windmill.
- What animal has black spots and says, “Moo”? It starts with /k/. Illustrate it.
- Who tends to the farm and starts with /f/? Illustrate it.
- Illustrate and label a rooster.
- This is put up to keep animals in, and it starts with /f/. Illustrate it.
- This is red and a place where animals sleep. It starts with /b/. Illustrate and label it.
- This is what horses eat. It starts with /h/. Illustrate and label it.
- This animal starts with /h/ and says, “Neigh.” Illustrate it.


Name:





Directions: Label and color.




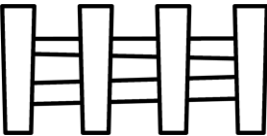















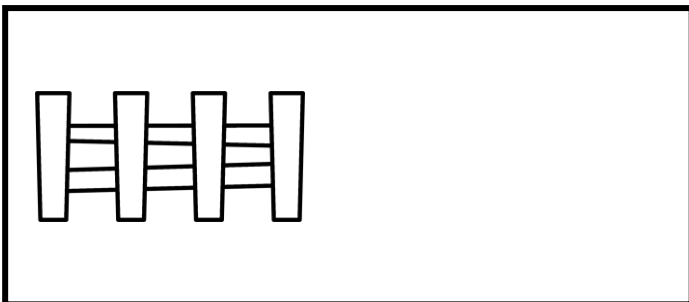





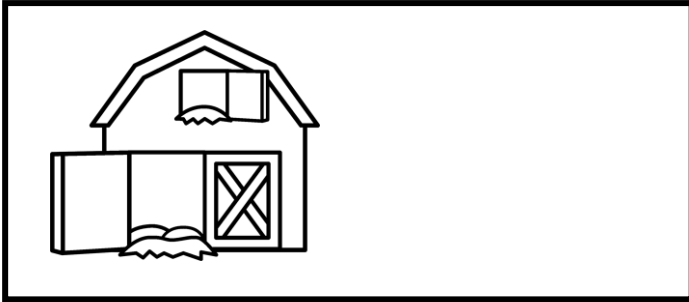


Name: _____



Cut, Color,
and Glue

Directions: Cut, color, and glue.



h

r

f

w


c

b

f


h

Name:




Pull, Illustrate,
and Label

Directions: Pull, illustrate, label.

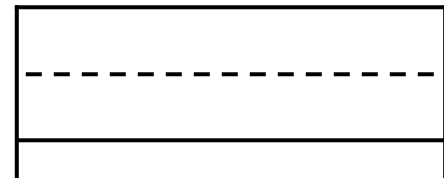

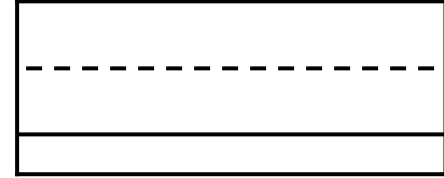

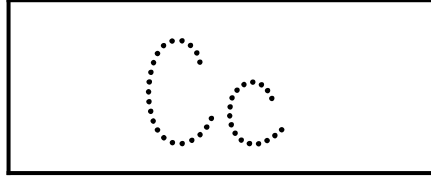

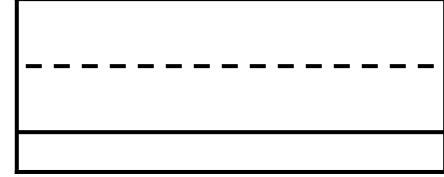


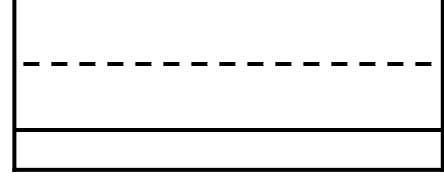


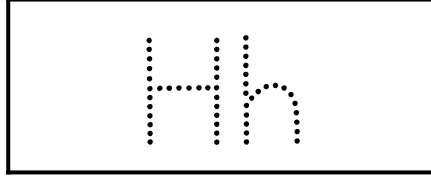

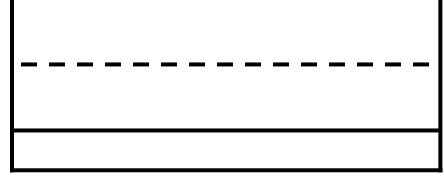
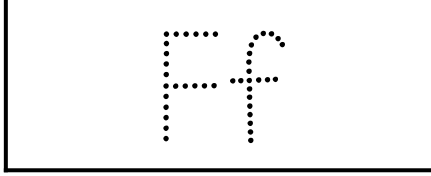
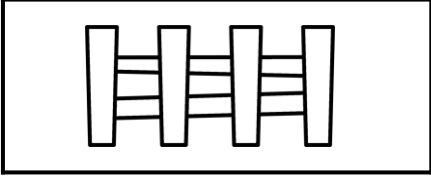
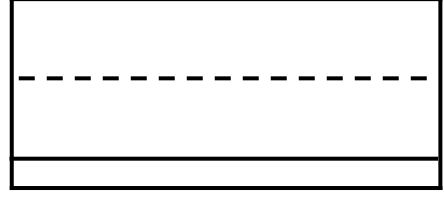
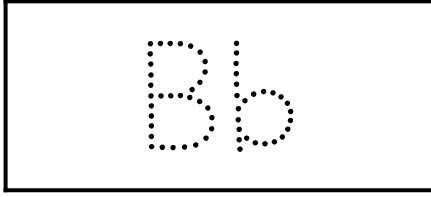



Name: _____




Say, Trace,
and Write it!

Directions: Say, trace, and write it.




Name: _____



Label, Color,
and Write

Directions: Label, color, and write.



Blank box with a dashed line for writing.

Blank box with a dashed line for writing.

Blank box with a dashed line for writing.

Blank box with a dashed line for writing.

Blank box with a dashed line for writing.

Blank box with a dashed line for writing.



Blank box with a dashed line for writing.

Blank box with a dashed line for writing.


Blank box with a dashed line for writing.

Blank box with a dashed line for writing.

Blank box with a dashed line for writing.


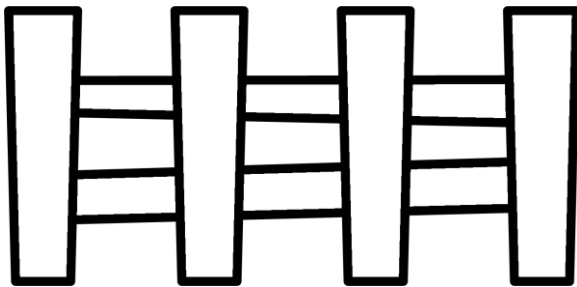
Blank box with a dashed line for writing.

Name: _____




Label, Color,
and Write

Directions: Label, color, and write.


A rectangular box with a dashed horizontal line across the middle, intended for labeling the hay bales.A rectangular box with a dashed horizontal line across the middle, intended for writing the word 'hay'.A rectangular box with a dashed horizontal line across the middle, intended for writing the word 'hay'.A rectangular box with a dashed horizontal line across the middle, intended for writing the word 'hay'.A rectangular box with a dashed horizontal line across the middle, intended for writing the word 'hay'.A rectangular box with a dashed horizontal line across the middle, intended for writing the word 'hay'.A rectangular box with a dashed horizontal line across the middle, intended for labeling the fence.A rectangular box with a dashed horizontal line across the middle, intended for writing the word 'fence'.A rectangular box with a dashed horizontal line across the middle, intended for writing the word 'fence'.A rectangular box with a dashed horizontal line across the middle, intended for writing the word 'fence'.A rectangular box with a dashed horizontal line across the middle, intended for writing the word 'fence'.A rectangular box with a dashed horizontal line across the middle, intended for writing the word 'fence'.

Name: _____



Label, Color,
and Write

Directions: Label, color, and write.



Label box with a dashed line for writing.


Blank writing box with a dashed line.

Blank writing box with a dashed line.

Blank writing box with a dashed line.

Blank writing box with a dashed line.

Blank writing box with a dashed line.



Label box with a dashed line for writing.

Blank writing box with a dashed line.


Blank writing box with a dashed line.

Blank writing box with a dashed line.

Blank writing box with a dashed line.


Blank writing box with a dashed line.


Name: _____




Label, Color,
and Write

Directions: Label, color, and write.






Name: _____







Label and
Choose



Directions: Label, choose, and color.





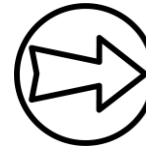
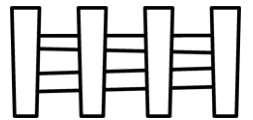




















Color, Label, and Write




Farm

Name:

Color, Label, and Write






Cut, Color,
and Label


Farm

Name:


b




f




h




f




w




c




h




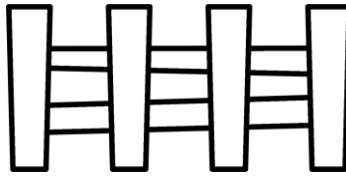




r




Cut, Color,
and Label



Farm



Name: _____




Label,
Match, Color

Directions: Label, match, color.



Label It.




Match It.

• h


• w

• b

• f



Name: _____



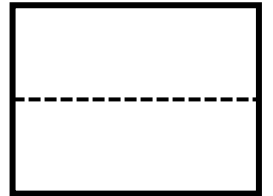
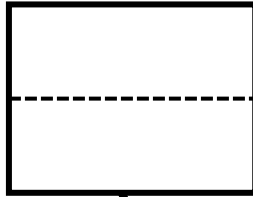


Label,
Match, Color

Directions: Label, match, color.



Label It.




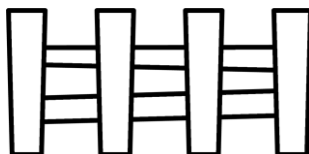
Match It.

• r


• h

• f

• c



Name: _____




Read and Trace

Directions: Trace the letters.

A	B	C	D	E
F	G	H	I	J
K	L	M	N	O
P	Q	R	S	T
U	V	W	A large, detailed line drawing of a tractor, similar to the one in the top right corner, occupying the bottom right portion of the page.	
X	Y	Z		

Name: _____




Read and Trace

Directions: Trace the letters.

d	b	c	d	e
f	g	h	i	j
k	l	m	n	o
p	q	r	s	t
u	v	w	A large, detailed line drawing of a tractor, similar to the one in the top right, but larger and positioned in the bottom right corner of the page.	
x	y	z		

Name: _____



Read and Trace

Directions: Trace the letters.

Aa	Bb	Cc	Dd	Ee
Ff	Gg	Hh	Ii	Jj
Kk	Ll	Mm	Nn	Oo
Pp	Qq	Rr	Ss	Tt
Uu	Vv	Ww	A large, detailed line drawing of a tractor, similar to the one in the top right, but larger and positioned in the bottom right corner of the page.	
Xx	Yy	Zz		


Name: _____



Directions: Trace and write the letters.

d

z



Name: _____




Directions: Trace and write the letters.


A				
		Z	A large line drawing of a tractor, similar to the one in the top right corner, positioned in the bottom right area of the grid.	

Name: _____




Directions: Trace and write the letters.

A a				
				
		Z z		



s



p



l




r


Fall



f



c




p



s


Fall



s

Thematic Phonics-Based Writing Center

Fall



p

Thematic Phonics-Based Writing Center

Fall



l

Thematic Phonics-Based Writing Center


Fall



r

Thematic Phonics-Based Writing Center

Fall



c

Thematic Phonics-Based Writing Center


Fall



f

Thematic Phonics-Based Writing Center

Fall



p

Thematic Phonics-Based Writing Center


Fall



s

Thematic Phonics-Based Writing Center

Fall



Thematic Phonics-Based Writing Center

Fall



Thematic Phonics-Based Writing Center

Fall



Thematic Phonics-Based Writing Center

Fall




Thematic Phonics-Based Writing Center

Fall




Thematic Phonics-Based Writing Center

Fall




Thematic Phonics-Based Writing Center

Fall




Thematic Phonics-Based Writing Center

Fall



Thematic Phonics-Based Writing Center



Fall

S

Thematic Phonics-Based Writing Center

Tara West – Little Minds at Work



Fall

p

Thematic Phonics-Based Writing Center

Tara West – Little Minds at Work



Fall

l

Thematic Phonics-Based Writing Center

Tara West – Little Minds at Work



Fall

r

Thematic Phonics-Based Writing Center

Tara West – Little Minds at Work




Fall

f

Thematic Phonics-Based Writing Center

Tara West – Little Minds at Work




Fall

c

Thematic Phonics-Based Writing Center

Tara West – Little Minds at Work



Fall

p

Thematic Phonics-Based Writing Center

Tara West – Little Minds at Work




Fall

s

Thematic Phonics-Based Writing Center


Tara West – Little Minds at Work



Fall

Thematic Phonics-Based Writing Center


Tara West – Little Minds at Work



Fall

Thematic Phonics-Based Writing Center

Tara West – Little Minds at Work



Fall

Thematic Phonics-Based Writing Center

Tara West – Little Minds at Work



Fall

Thematic Phonics-Based Writing Center


Tara West – Little Minds at Work



Fall

Thematic Phonics-Based Writing Center


Tara West – Little Minds at Work



Fall

Thematic Phonics-Based Writing Center

Tara West – Little Minds at Work



Fall

Thematic Phonics-Based Writing Center


Tara West – Little Minds at Work



Fall

Thematic Phonics-Based Writing Center

Tara West – Little Minds at Work



Fall

Thematic Phonics-Based Writing Center

Tara West – Little Minds at Work



Fall

Thematic Phonics-Based Writing Center

Tara West – Little Minds at Work



Fall

Thematic Phonics-Based Writing Center

Tara West – Little Minds at Work



Fall

Thematic Phonics-Based Writing Center


Tara West – Little Minds at Work



Fall

Thematic Phonics-Based Writing Center


Tara West – Little Minds at Work



Fall

Thematic Phonics-Based Writing Center

Tara West – Little Minds at Work



Fall

Thematic Phonics-Based Writing Center

Tara West – Little Minds at Work



Fall

Thematic Phonics-Based Writing Center

Tara West – Little Minds at Work



Illustrate a story about...





Thematic Phonics-Based Writing Center

Tara West – Little Minds at Work



Illustrate a story about...




Thematic Phonics-Based Writing Center

Tara West – Little Minds at Work



Illustrate a story about...



Thematic Phonics-Based Writing Center

Tara West – Little Minds at Work



Teacher Clip Art Guide



sunflower



pumpkin




leaves



rake



football



corn



poppy



scarecrow




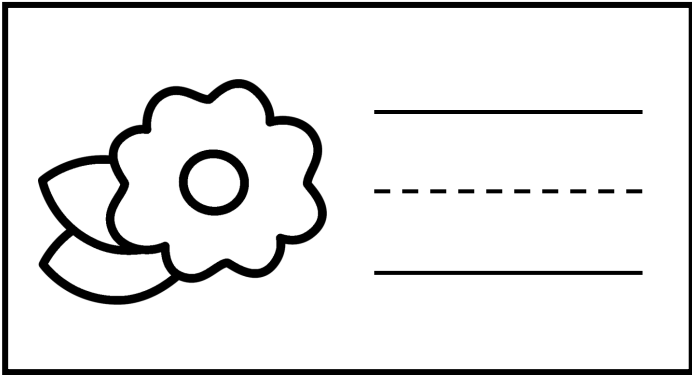
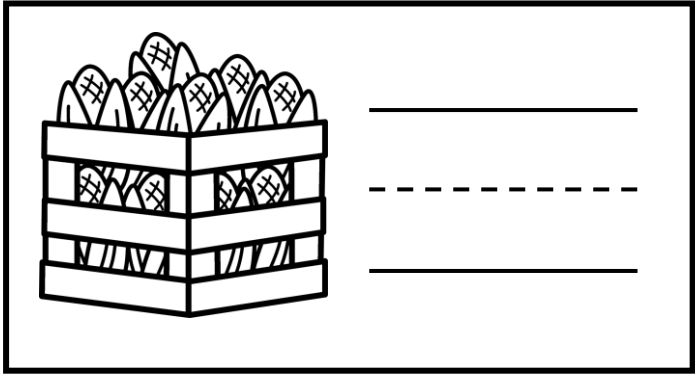


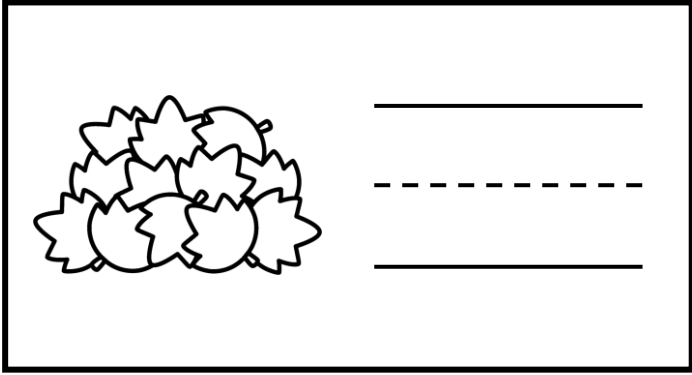
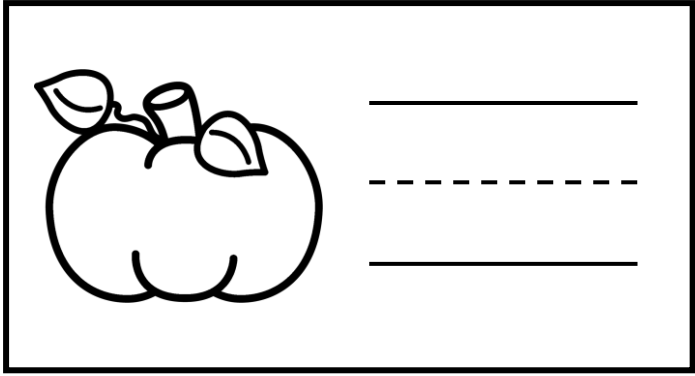

Teacher-Led Story Starters

- Illustrate and label a scarecrow.
- What do we rake into a pile that starts with /l/? Illustrate it.
- This flower grows very tall, and it starts with /s/. Illustrate it.
- Illustrate and label a red poppy.
- This crop is yellow, and it starts with /k/. Illustrate it.
- You play this with a brown ball. It starts with /f/. Illustrate and label it.
- This orange fruit grows in a patch. It starts with /p/. Illustrate and label it.
- It starts with /r/, and you use it to bring leaves into a pile. Illustrate it.

Name:



Directions: Label and color.











Name: _____



Cut, Color,
and Glue

Directions: Cut, color, and glue.



s

l

p

s

p

f

r


c

Name:



**Pull, Illustrate,
and Label**

Directions: Pull, illustrate, label.



Name:



Say, Trace,
and Write it!

Directions: Say, trace, and write it.



Cc

Blank writing lines for the letter Cc




Pp

Blank writing lines for the letter Pp




Ff

Blank writing lines for the letter Ff



Ss

Blank writing lines for the letter Ss



Ll

Blank writing lines for the letter Ll



Ss

Blank writing lines for the letter Ss



Rr

Blank writing lines for the letter Rr



Pp

Blank writing lines for the letter Pp


Name: _____



Label, Color,
and Write

Directions: Label, color, and write.






Name: _____



Label, Color,
and Write

Directions: Label, color, and write.







Name: _____



Label, Color,
and Write

Directions: Label, color, and write.







Name: _____



Label, Color,
and Write

Directions: Label, color, and write.






Name:






Label and Choose


Directions: Label, choose, and color.























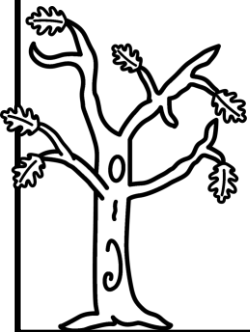
Color, Label, and Write




Fall

Name:

Color, Label, and Write





Cut, Color,
and Label


Fall

Name: _____


Thematic Phonics-Based Writing Center

Tara West – Little Minds at Work


s




p




l




r




f




c




p







s



Cut, Color,
and Label



Fall



Name:

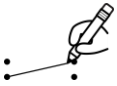



Label,
Match, Color

Directions: Label, match, color.



Label It.



Match It.

• c

• s

• p

• l



Name:

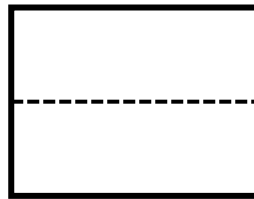


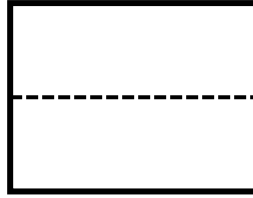


Label,
Match, Color

Directions: Label, match, color.



Label It.




Match It.

• p

• s

• f

• r




Name: _____



Read and Trace

Directions: Trace the letters.


A	B	C	D	E
F	G	H	I	J
K	L	M	N	O
P	Q	R	S	T
U	V	W		
X	Y	Z		

Name: _____



Read and Trace

Directions: Trace the letters.


d	b	c	d	e
f	g	h	i	j
k	l	m	n	o
p	q	r	s	t
u	v	w		
x	y	z		

Name: _____



Read and Trace

Directions: Trace the letters.


Aa	Bb	Cc	Dd	Ee
Ff	Gg	Hh	Ii	Jj
Kk	Ll	Mm	Nn	Oo
Pp	Qq	Rr	Ss	Tt
Uu	Vv	Ww		
Xx	Yy	Zz		

Name: _____



Read and Trace

Directions: Trace and write the letters.

d				
				
		z		


Name: _____



Read and Trace

Directions: Trace and write the letters.

A				
		Z		




Name: _____



Read and Trace

Directions: Trace and write the letters.

A a				
		Z z	A simple line drawing of a tree with several branches and leaves. The trunk has a small hole and a decorative swirl.	




b



r




d



h

Fall Animals



f



c




s



b

Fall Animals



b

Thematic Phonics-Based Writing Center

Fall Animals



r

Thematic Phonics-Based Writing Center


Fall Animals



d

Thematic Phonics-Based Writing Center


Fall Animals



h

Thematic Phonics-Based Writing Center


Fall Animals



f

Thematic Phonics-Based Writing Center

Fall Animals



c

Thematic Phonics-Based Writing Center

Fall Animals



s

Thematic Phonics-Based Writing Center


Fall Animals



b

Thematic Phonics-Based Writing Center

Fall Animals



Thematic Phonics-Based Writing Center

Fall Animals




Thematic Phonics-Based Writing Center

Fall Animals



Thematic Phonics-Based Writing Center

Fall Animals




Thematic Phonics-Based Writing Center

Fall Animals



Thematic Phonics-Based Writing Center

Fall Animals




Thematic Phonics-Based Writing Center

Fall Animals




Thematic Phonics-Based Writing Center

Fall Animals



Thematic Phonics-Based Writing Center

Fall Animals



b

Thematic Phonics-Based Writing Center

Tara West – Little Minds at Work

Fall Animals



r

Thematic Phonics-Based Writing Center

Tara West – Little Minds at Work

Fall Animals




d

Thematic Phonics-Based Writing Center

Tara West – Little Minds at Work


Fall Animals



h

Thematic Phonics-Based Writing Center

Tara West – Little Minds at Work




Fall Animals

f

Thematic Phonics-Based Writing Center

Tara West – Little Minds at Work



Fall Animals

c

Thematic Phonics-Based Writing Center

Tara West – Little Minds at Work



Fall Animals

s

Thematic Phonics-Based Writing Center

Tara West – Little Minds at Work




Fall Animals

b

Thematic Phonics-Based Writing Center

Tara West – Little Minds at Work



Fall Animals

Thematic Phonics-Based Writing Center

Tara West – Little Minds at Work



Fall Animals

Thematic Phonics-Based Writing Center


Tara West – Little Minds at Work



Fall Animals

Thematic Phonics-Based Writing Center


Tara West – Little Minds at Work



Fall Animals

Thematic Phonics-Based Writing Center


Tara West – Little Minds at Work



Fall Animals

Thematic Phonics-Based Writing Center

Tara West – Little Minds at Work



Fall Animals

Thematic Phonics-Based Writing Center

Tara West – Little Minds at Work



Fall Animals

Thematic Phonics-Based Writing Center


Tara West – Little Minds at Work



Fall Animals

Thematic Phonics-Based Writing Center

Tara West – Little Minds at Work



Fall Animals

Thematic Phonics-Based Writing Center

Tara West – Little Minds at Work



Fall Animals

Thematic Phonics-Based Writing Center


Tara West – Little Minds at Work



Fall Animals

Thematic Phonics-Based Writing Center


Tara West – Little Minds at Work



Fall Animals

Thematic Phonics-Based Writing Center

Tara West – Little Minds at Work



Fall Animals

Thematic Phonics-Based Writing Center

Tara West – Little Minds at Work



Fall Animals

Thematic Phonics-Based Writing Center

Tara West – Little Minds at Work



Fall Animals

Thematic Phonics-Based Writing Center

Tara West – Little Minds at Work





Fall Animals

Thematic Phonics-Based Writing Center

Tara West – Little Minds at Work



Illustrate a story about...




Thematic Phonics-Based Writing Center

Tara West – Little Minds at Work



Illustrate a story about...




Thematic Phonics-Based Writing Center

Tara West – Little Minds at Work



Illustrate a story about...



Thematic Phonics-Based Writing Center

Tara West – Little Minds at Work



Teacher Clip Art Guide




bat



raccoon



deer



hedgehog



fox



crow



squirrel




bear



Teacher-Led Story Starters


- Illustrate and label a brown hedgehog.
- This animal sleep upside down and starts with /b/. Illustrate it.
- This animal hibernates in winter, and it starts with /b/. Illustrate it.
- Illustrate and label a raccoon.
- This bird is black, and it starts with /k/. Illustrate it.
- This brown animal eats acorns. It starts with /s/. Illustrate and label it.
- This animal sleeps in a den. It starts with /f/. Illustrate and label it.
- It starts with /d/ and has antlers. Illustrate it.

Name:




Label and
Color


Directions: Label and color.




























Name: _____



Cut, Color,
and Glue

Directions: Cut, color, and glue.



b

h

s

f


c

d

r


b

Name:




Pull, Illustrate,
and Label

Directions: Pull, illustrate, label.



Name: _____



Say, Trace,
and Write it!

Directions: Say, trace, and write it.



Bb

Handwriting practice lines for the letter Bb, consisting of a solid top line, a dashed middle line, and a solid bottom line.



Rr

Handwriting practice lines for the letter Rr, consisting of a solid top line, a dashed middle line, and a solid bottom line.



Hh

Handwriting practice lines for the letter Hh, consisting of a solid top line, a dashed middle line, and a solid bottom line.



Dd

Handwriting practice lines for the letter Dd, consisting of a solid top line, a dashed middle line, and a solid bottom line.



Ff

Handwriting practice lines for the letter Ff, consisting of a solid top line, a dashed middle line, and a solid bottom line.



Ss

Handwriting practice lines for the letter Ss, consisting of a solid top line, a dashed middle line, and a solid bottom line.



Bb


Handwriting practice lines for the letter Bb, consisting of a solid top line, a dashed middle line, and a solid bottom line.



Cc

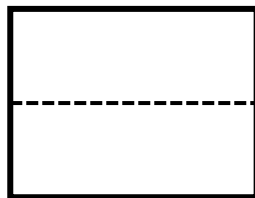
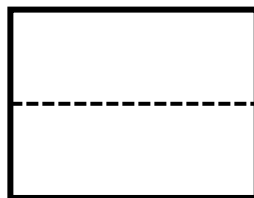
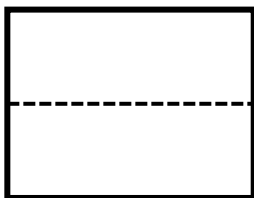
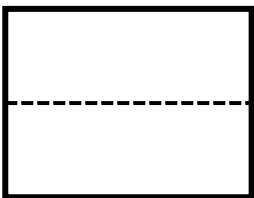
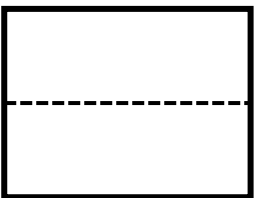
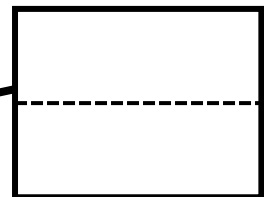

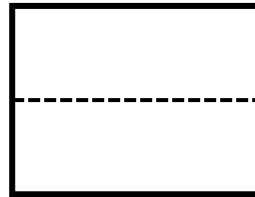
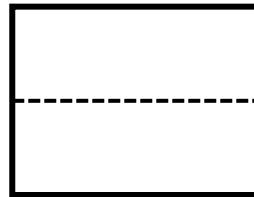
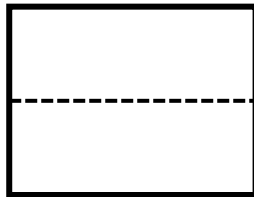
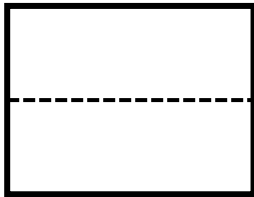
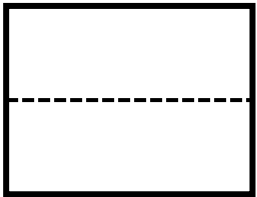
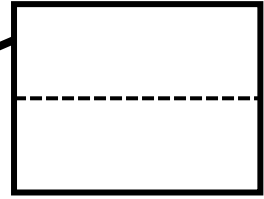

Handwriting practice lines for the letter Cc, consisting of a solid top line, a dashed middle line, and a solid bottom line.

Name: _____




Label, Color,
and Write

Directions: Label, color, and write.





Name: _____




Label, Color,
and Write

Directions: Label, color, and write.






Name: _____




Label, Color,
and Write

Directions: Label, color, and write.


A rectangular box with a dashed horizontal line across the middle, connected to the deer by a line.A rectangular box with a dashed horizontal line across the middle.A rectangular box with a dashed horizontal line across the middle.A rectangular box with a dashed horizontal line across the middle.A rectangular box with a dashed horizontal line across the middle.A rectangular box with a dashed horizontal line across the middle.A rectangular box with a dashed horizontal line across the middle, connected to the fox by a line.A rectangular box with a dashed horizontal line across the middle.A rectangular box with a dashed horizontal line across the middle.A rectangular box with a dashed horizontal line across the middle.A rectangular box with a dashed horizontal line across the middle.A rectangular box with a dashed horizontal line across the middle.


Name: _____




Label, Color,
and Write

Directions: Label, color, and write.






Name:




Label and
Choose

Directions: Label, choose, and color.






















Color, Label, and Write




Fall Animals

Name:

Color, Label, and Write





Cut, Color,
and Label


Fall Animals

Name: _____


Thematic Phonics-Based Writing Center

Tara West – Little Minds at Work


b




r




d




h




f




C



s










b




Cut, Color,
and Label

Fall Animals



Name: _____



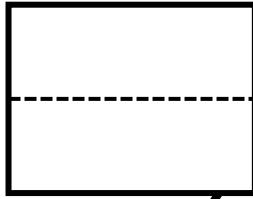
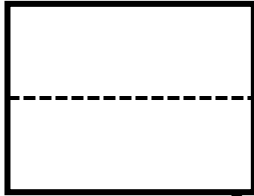


Label,
Match, Color

Directions: Label, match, color.



Label It.



Match It.

• s


• f

• c

• b



Name:


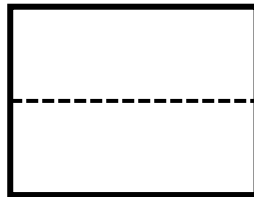
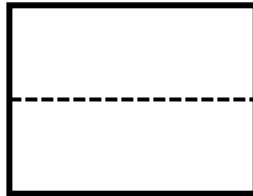
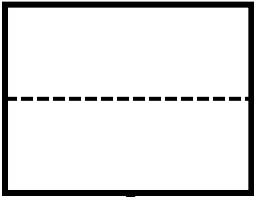


Label,
Match, Color

Directions: Label, match, color.



Label It.



Match It.

• b

• h

• d

• r



Name: _____




Read and Trace

Directions: Trace the letters.

A	B	C	D	E
F	G	H	I	J
K	L	M	N	O
P	Q	R	S	T
U	V	W		
X	Y	Z		

Name: _____




Read and Trace

Directions: Trace the letters.

d	b	c	d	e
f	g	h	i	j
k	l	m	n	o
p	q	r	s	t
u	v	w	A large cartoon owl with large eyes, a beak, and striped belly. It has the number '33' on each wing.	
x	y	z		

Name: _____




Read and Trace

Directions: Trace the letters.


Aa	Bb	Cc	Dd	Ee
Ff	Gg	Hh	Ii	Jj
Kk	Ll	Mm	Nn	Oo
Pp	Qq	Rr	Ss	Tt
Uu	Vv	Ww	A large cartoon owl with large eyes, a beak, and striped belly, sitting upright.	
Xx	Yy	Zz		

Name: _____



Read and Trace

Directions: Trace and write the letters.






Name: _____




Read and Trace

Directions: Trace and write the letters.



Name: _____





Read and
Trace

Directions: Trace and write the letters.

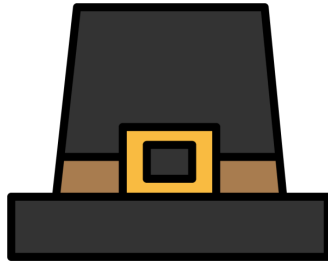
A a

Z z







t



h



f

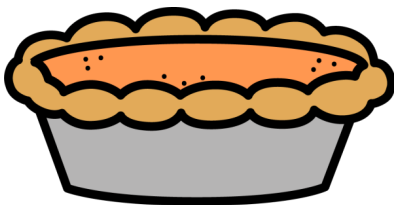
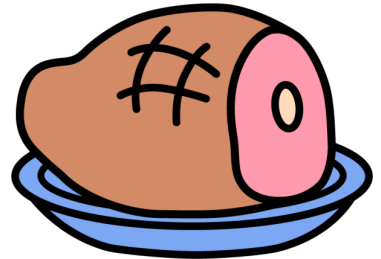


c


Harvest




h



p




c



p


Harvest



t

Thematic Phonics-Based Writing Center


Harvest



f

Thematic Phonics-Based Writing Center


Harvest



h

Thematic Phonics-Based Writing Center

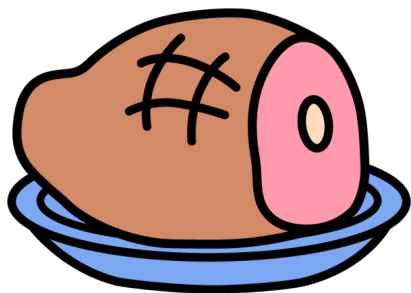
Harvest



c

Thematic Phonics-Based Writing Center

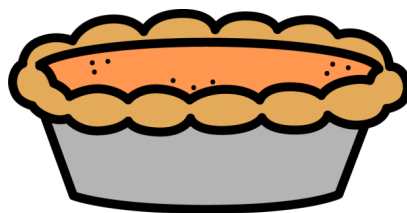
Harvest



h

Thematic Phonics-Based Writing Center


Harvest



p

Thematic Phonics-Based Writing Center


Harvest



c

Thematic Phonics-Based Writing Center


Harvest



p


Thematic Phonics-Based Writing Center

Harvest




Thematic Phonics-Based Writing Center

Harvest




Thematic Phonics-Based Writing Center

Harvest



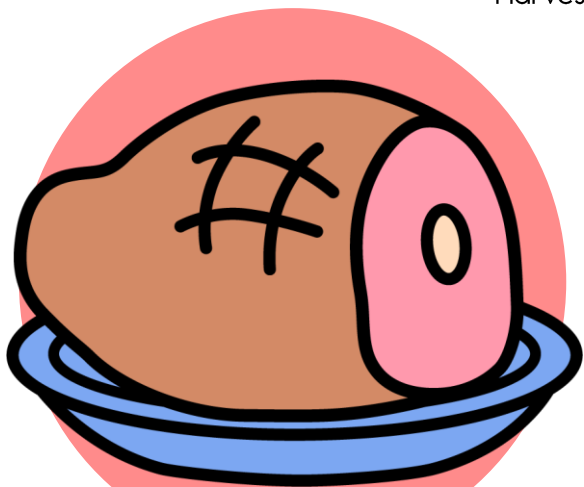
Thematic Phonics-Based Writing Center

Harvest




Thematic Phonics-Based Writing Center

Harvest



Thematic Phonics-Based Writing Center

Harvest




Thematic Phonics-Based Writing Center

Harvest




Thematic Phonics-Based Writing Center

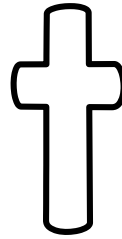
Harvest



Thematic Phonics-Based Writing Center




Harvest

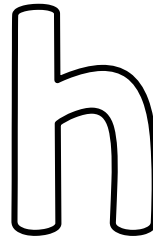


Thematic Phonics-Based Writing Center

Tara West – Little Minds at Work




Harvest




Thematic Phonics-Based Writing Center

Tara West – Little Minds at Work




Harvest




Thematic Phonics-Based Writing Center

Tara West – Little Minds at Work




Harvest



Thematic Phonics-Based Writing Center

Tara West – Little Minds at Work




Harvest

h

Thematic Phonics-Based Writing Center

Tara West – Little Minds at Work




Harvest

p

Thematic Phonics-Based Writing Center

Tara West – Little Minds at Work




Harvest

c

Thematic Phonics-Based Writing Center

Tara West – Little Minds at Work




Harvest

p

Thematic Phonics-Based Writing Center


Tara West – Little Minds at Work



Harvest

Thematic Phonics-Based Writing Center


Tara West – Little Minds at Work



Harvest

Thematic Phonics-Based Writing Center


Tara West – Little Minds at Work



Harvest

Thematic Phonics-Based Writing Center


Tara West – Little Minds at Work



Harvest

Thematic Phonics-Based Writing Center


Tara West – Little Minds at Work



Harvest

Thematic Phonics-Based Writing Center


Tara West – Little Minds at Work



Harvest

Thematic Phonics-Based Writing Center


Tara West – Little Minds at Work



Harvest

Thematic Phonics-Based Writing Center


Tara West – Little Minds at Work



Harvest

Thematic Phonics-Based Writing Center


Tara West – Little Minds at Work



Harvest

Thematic Phonics-Based Writing Center


Tara West – Little Minds at Work



Harvest

Thematic Phonics-Based Writing Center


Tara West – Little Minds at Work



Harvest

Thematic Phonics-Based Writing Center


Tara West – Little Minds at Work



Harvest

Thematic Phonics-Based Writing Center

Tara West – Little Minds at Work




Harvest

Three horizontal lines for handwriting practice: a solid top line, a dashed middle line, and a solid bottom line.

Thematic Phonics-Based Writing Center

Tara West – Little Minds at Work




Harvest

Three horizontal lines for handwriting practice: a solid top line, a dashed middle line, and a solid bottom line.

Thematic Phonics-Based Writing Center

Tara West – Little Minds at Work



Harvest

Three horizontal lines for handwriting practice: a solid top line, a dashed middle line, and a solid bottom line.

Thematic Phonics-Based Writing Center

Tara West – Little Minds at Work



Harvest

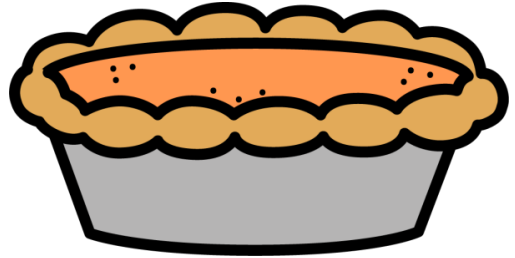

Three horizontal lines for handwriting practice: a solid top line, a dashed middle line, and a solid bottom line.

Thematic Phonics-Based Writing Center

Tara West – Little Minds at Work



Illustrate a story about...




Thematic Phonics-Based Writing Center

Tara West – Little Minds at Work



Illustrate a story about...





Thematic Phonics-Based Writing Center

Tara West – Little Minds at Work



Illustrate a story about...




Thematic Phonics-Based Writing Center

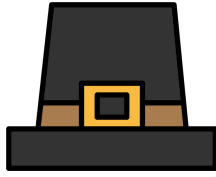
Tara West – Little Minds at Work



Teacher Clip Art Guide



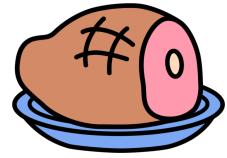
turkey




hat



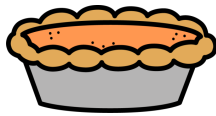
family




ham




carrots



pie



corn



potatoes



Teacher-Led Story Starters


- Illustrate and label your family.
- What orange vegetable starts with /k/? Illustrate it.
- This animal gobbles, and it starts with /t/. Illustrate it.
- Illustrate and label a mashed potatoes.
- You wear this on your head, and it starts with /h/. Illustrate it.
- This meat has a big bone in the middle. It starts with /h/. Illustrate and label it.
- This vegetable has a yellow cob. It starts with /k/. Illustrate and label it.
- It starts with /p/, and you bake it in the oven. Illustrate it.

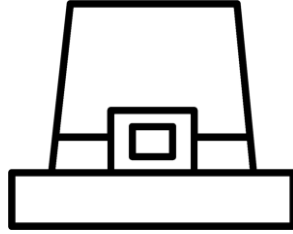
Name:




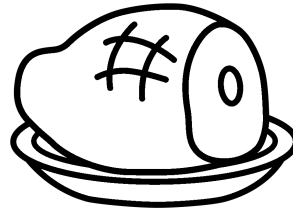
Label and
Color


Directions: Label and color.



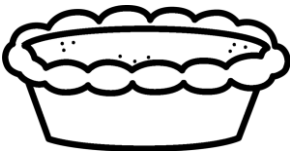



















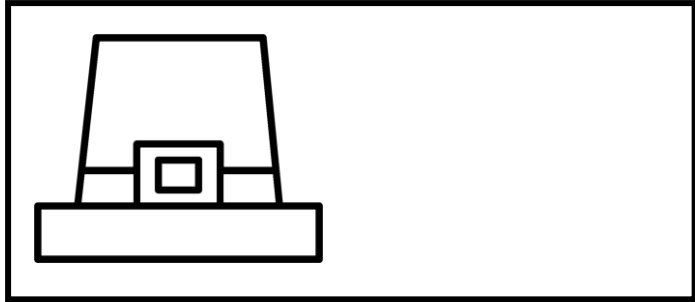



Name: _____



Cut, Color,
and Glue

Directions: Cut, color, and glue.



p

f

c

t

h

p

c

h

Name: _____



**Pull, Illustrate,
and Label**

Directions: Pull, illustrate, label.

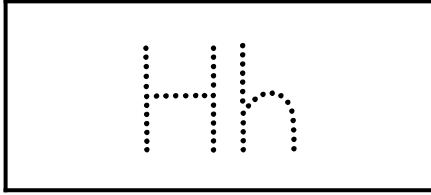
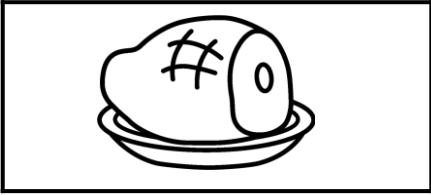


Name: _____

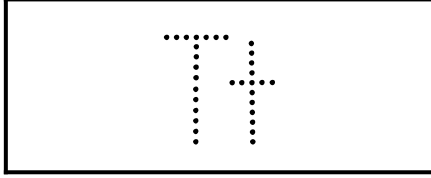



Say, Trace,
and Write it!

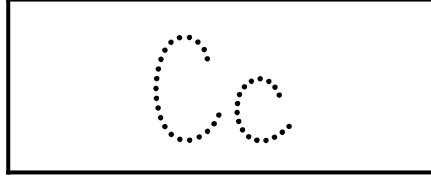

Directions: Say, trace, and write it.





Blank writing lines for the letter Hh.



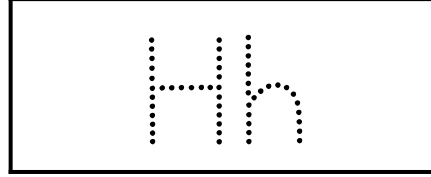
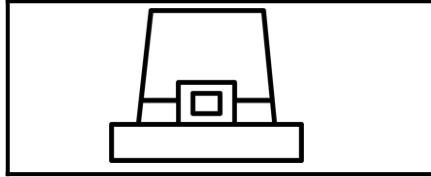
Blank writing lines for the letter Tt.



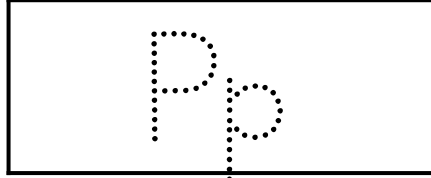

Blank writing lines for the letter Cc.



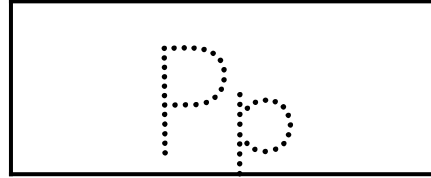
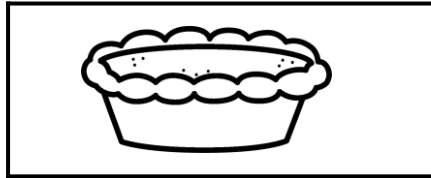
Blank writing lines for the letter Ff.




Blank writing lines for the letter Hh.



Blank writing lines for the letter Pp.



Blank writing lines for the letter Pp.




Blank writing lines for the letter Cc.


Name: _____



Label, Color,
and Write

Directions: Label, color, and write.



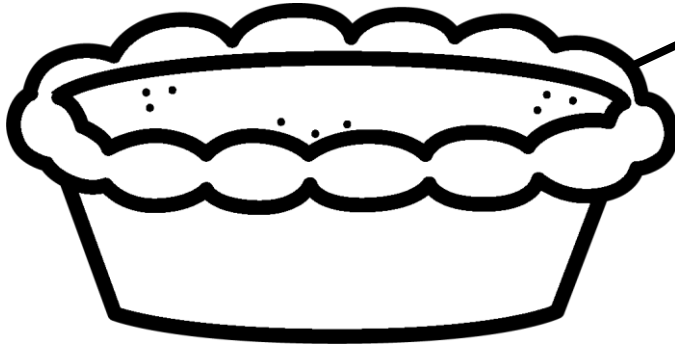


Name: _____



Label, Color,
and Write

Directions: Label, color, and write.



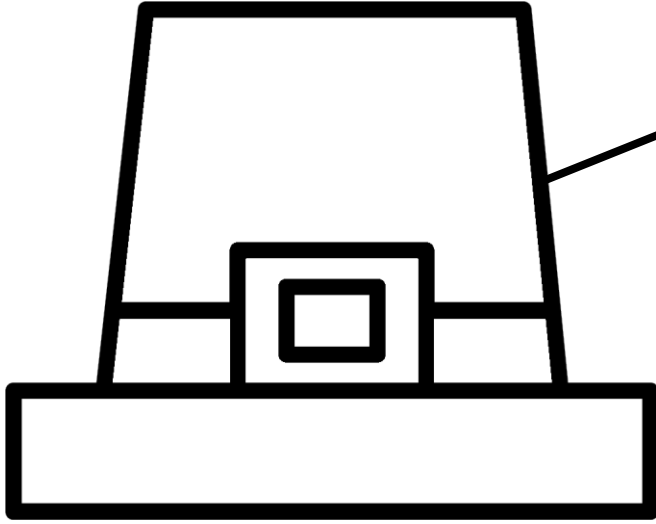


Name: _____




Label, Color,
and Write

Directions: Label, color, and write.



Label box for the Pilgrim hat, consisting of a solid top half and a dashed bottom half.

Five horizontal writing lines for labeling the hat, each with a dashed midline.



Label box for the table, consisting of a solid top half and a dashed bottom half.

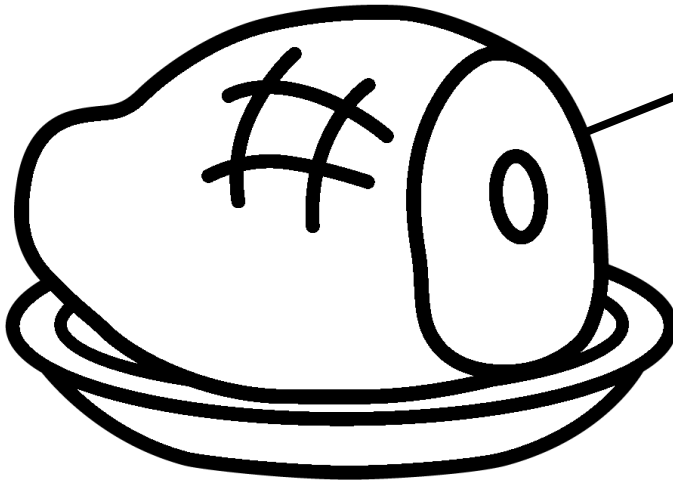
Five horizontal writing lines for labeling the table, each with a dashed midline.


Name: _____



Label, Color,
and Write

Directions: Label, color, and write.







Name:






**Label and
Choose**

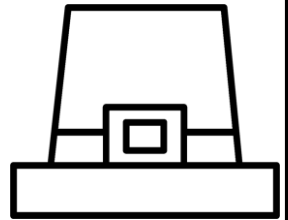
Directions: Label, choose, and color.























Color, Label, and Write



Harvest

Name:

Color, Label, and Write



Cut, Color,
and Label




Harvest

Name:


Thematic Phonics-Based Writing Center

Tara West – Little Minds at Work


t




h




f




c




h




p



c



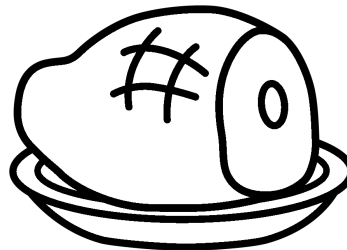
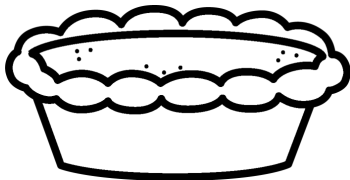




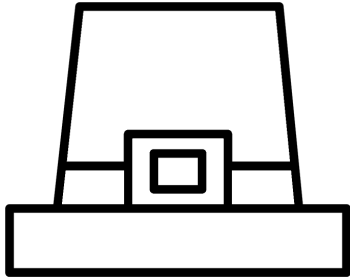
p



Cut, Color,
and Label



Harvest



Name: _____

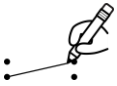



Label,
Match, Color

Directions: Label, match, color.



Label It.



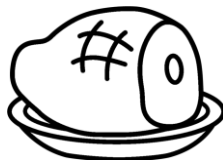
Match It.

• t

• c

• h

• p



Name: _____

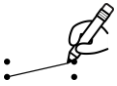



Label,
Match, Color

Directions: Label, match, color.



Label It.



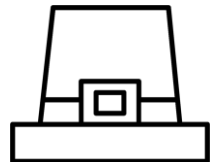
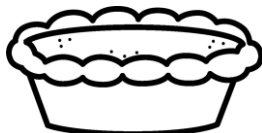

Match It.

• p

• c

• f

• h



Name: _____



Read and Trace

Directions: Trace the letters.

A	B	C	D	E
F	G	H	I	J
K	L	M	N	O
P	Q	R	S	T
U	V	W		
X	Y	Z		

Name: _____



Read and Trace

Directions: Trace the letters.

d	b	c	d	e
f	g	h	i	j
k	l	m	n	o
p	q	r	s	t
u	v	w		
x	y	z		

Name: _____



Read and Trace

Directions: Trace the letters.

Aa	Bb	Cc	Dd	Ee
Ff	Gg	Hh	Ii	Jj
Kk	Ll	Mm	Nn	Oo
Pp	Qq	Rr	Ss	Tt
Uu	Vv	Ww		
Xx	Yy	Zz		



Name: _____



Read and Trace

Directions: Trace and write the letters.

d

z



Name: _____



Read and Trace

Directions: Trace and write the letters.

A

Z



Name: _____




Read and Trace

Directions: Trace and write the letters.

A a

Z z







p



w





b



h

Fairy Tales



s



g




b



g

Fairy Tales



p

Thematic Phonics-Based Writing Center


Fairy Tales



w

Thematic Phonics-Based Writing Center


Fairy Tales



b

Thematic Phonics-Based Writing Center


Fairy Tales



h

Thematic Phonics-Based Writing Center

Fairy Tales



s

Thematic Phonics-Based Writing Center

Fairy Tales



g

Thematic Phonics-Based Writing Center

Fairy Tales



b

Thematic Phonics-Based Writing Center


Fairy Tales



g


Thematic Phonics-Based Writing Center

Fairy Tales




Thematic Phonics-Based Writing Center

Fairy Tales




Thematic Phonics-Based Writing Center

Fairy Tales



Thematic Phonics-Based Writing Center

Fairy Tales




Thematic Phonics-Based Writing Center

Fairy Tales



Thematic Phonics-Based Writing Center

Fairy Tales



Thematic Phonics-Based Writing Center

Fairy Tales




Thematic Phonics-Based Writing Center

Fairy Tales



Thematic Phonics-Based Writing Center

Fairy Tales



p

Thematic Phonics-Based Writing Center

Tara West – Little Minds at Work

Fairy Tales




w

Thematic Phonics-Based Writing Center

Tara West – Little Minds at Work

Fairy Tales




b

Thematic Phonics-Based Writing Center

Tara West – Little Minds at Work

Fairy Tales




h

Thematic Phonics-Based Writing Center

Tara West – Little Minds at Work

Fairy Tales



S

Thematic Phonics-Based Writing Center

Tara West – Little Minds at Work

Fairy Tales



g

Thematic Phonics-Based Writing Center

Tara West – Little Minds at Work

Fairy Tales



b

Thematic Phonics-Based Writing Center

Tara West – Little Minds at Work


Fairy Tales



g

Thematic Phonics-Based Writing Center

Tara West – Little Minds at Work



Fairy Tales

Thematic Phonics-Based Writing Center


Tara West – Little Minds at Work



Fairy Tales

Thematic Phonics-Based Writing Center


Tara West – Little Minds at Work



Fairy Tales

Thematic Phonics-Based Writing Center


Tara West – Little Minds at Work



Fairy Tales

Thematic Phonics-Based Writing Center

Tara West – Little Minds at Work



Fairy Tales

Thematic Phonics-Based Writing Center

Tara West – Little Minds at Work



Fairy Tales

Thematic Phonics-Based Writing Center

Tara West – Little Minds at Work



Fairy Tales

Thematic Phonics-Based Writing Center

Tara West – Little Minds at Work




Fairy Tales

Thematic Phonics-Based Writing Center

Tara West – Little Minds at Work

Fairy Tales



Thematic Phonics-Based Writing Center

Tara West – Little Minds at Work


Fairy Tales



Thematic Phonics-Based Writing Center

Tara West – Little Minds at Work


Fairy Tales



Thematic Phonics-Based Writing Center


Tara West – Little Minds at Work

Fairy Tales



Thematic Phonics-Based Writing Center

Tara West – Little Minds at Work



Fairy Tales

Thematic Phonics-Based Writing Center

Tara West – Little Minds at Work



Fairy Tales

Thematic Phonics-Based Writing Center

Tara West – Little Minds at Work



Fairy Tales

Thematic Phonics-Based Writing Center


Tara West – Little Minds at Work




Fairy Tales

Thematic Phonics-Based Writing Center

Tara West – Little Minds at Work



Illustrate a story about...




Thematic Phonics-Based Writing Center

Tara West – Little Minds at Work



Illustrate a story about...




Thematic Phonics-Based Writing Center

Tara West – Little Minds at Work




Illustrate a story about...




Thematic Phonics-Based Writing Center

Tara West – Little Minds at Work




Teacher Clip Art Guide




pig




wolf



beans



seeds



hen



goat



bear



girl



Teacher-Led Story Starters


- Illustrate and label a brown bear.
- What do we plant in the ground that starts with /s/? Illustrate it.
- This animal is pink, and it starts with /p/. Illustrate it.
- Illustrate and label a wolf.
- These are in a green pod and start with /b/. Illustrate them.
- Illustrate and label a big goat.
- This animal lays eggs. It starts with /h/. Illustrate and label it.
- Illustrate and label a girl.


Name:





Label and
Color

Directions: Label and color.

























Name: _____



Cut, Color,
and Glue

Directions: Cut, color, and glue.



g
w

b
s

g
h


p
b

Name:



**Pull, Illustrate,
and Label**

Directions: Pull, illustrate, label.



Name:




Say, Trace,
and Write it!

Directions: Say, trace, and write it.



Ww

Handwriting practice lines for the letter Ww, consisting of a solid top line, a dashed middle line, and a solid bottom line.



Bb

Handwriting practice lines for the letter Bb, consisting of a solid top line, a dashed middle line, and a solid bottom line.




Bb

Handwriting practice lines for the letter Bb, consisting of a solid top line, a dashed middle line, and a solid bottom line.



Pp

Handwriting practice lines for the letter Pp, consisting of a solid top line, a dashed middle line, and a solid bottom line.



Ss

Handwriting practice lines for the letter Ss, consisting of a solid top line, a dashed middle line, and a solid bottom line.



Gg

Handwriting practice lines for the letter Gg, consisting of a solid top line, a dashed middle line, and a solid bottom line.



Hh

Handwriting practice lines for the letter Hh, consisting of a solid top line, a dashed middle line, and a solid bottom line.



Gg


Handwriting practice lines for the letter Gg, consisting of a solid top line, a dashed middle line, and a solid bottom line.

Name: _____



Label, Color,
and Write

Directions: Label, color, and write.



Writing box with a dashed line for handwriting practice.


Blank writing box with a dashed line.

Blank writing box with a dashed line.

Blank writing box with a dashed line.

Blank writing box with a dashed line.

Blank writing box with a dashed line.



Writing box with a dashed line for handwriting practice.

Blank writing box with a dashed line.

Blank writing box with a dashed line.

Blank writing box with a dashed line.

Blank writing box with a dashed line.



Blank writing box with a dashed line.

Name: _____



Label, Color,
and Write

Directions: Label, color, and write.



Name: _____



Label, Color,
and Write


Directions: Label, color, and write.

Name: _____



Label, Color,
and Write

Directions: Label, color, and write.





Name:




**Label and
Choose**



Directions: Label, choose, and color.






















Color, Label, and Write




Fairy Tales

Name:

Color, Label, and Write



Cut, Color,
and Label




Fairy Tales

Name: _____


Thematic Phonics-Based Writing Center

Tara West – Little Minds at Work


p




w




b




h



s




g




b









g



Cut, Color,
and Label



Fairy Tales



Name: _____




Label,
Match, Color

Directions: Label, match, color.



Label It.



Match It.

• p

• w

• b

• g



Name:

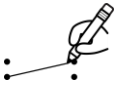



Label,
Match, Color

Directions: Label, match, color.



Label It.



Match It.

• h

• g

• s

• b



Name: _____



Read and Trace

Directions: Trace the letters.

A	B	C	D	E
F	G	H	I	J
K	L	M	N	O
P	Q	R	S	T
U	V	W		
X	Y	Z		

Name: _____



Read and Trace

Directions: Trace the letters.

a

b

c

d

e

f

g

h

i

j

k

l

m

n

o

p

q

r

s

t

u


v

w

x

y

z




Name: _____



Read and Trace

Directions: Trace the letters.

Aa	Bb	Cc	Dd	Ee
Ff	Gg	Hh	Ii	Jj
Kk	Ll	Mm	Nn	Oo
Pp	Qq	Rr	Ss	Tt
Uu	Vv	Ww		
Xx	Yy	Zz		




Name: _____



Read and Trace

Directions: Trace and write the letters.






Name: _____



Read and Trace

Directions: Trace and write the letters.



Name: _____





Read and Trace

Directions: Trace and write the letters.

A a

Z z





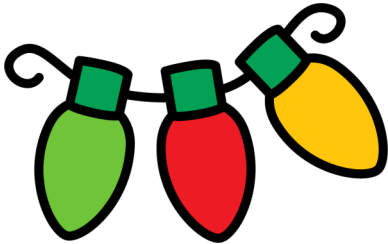
c



h




f

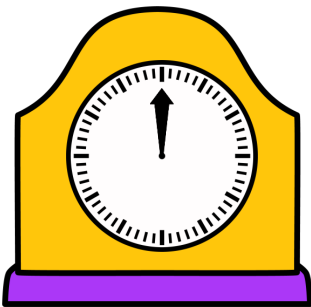


l


Celebrate




b



c




b



h

Celebrate



c

Thematic Phonics-Based Writing Center

Celebrate



f

Thematic Phonics-Based Writing Center

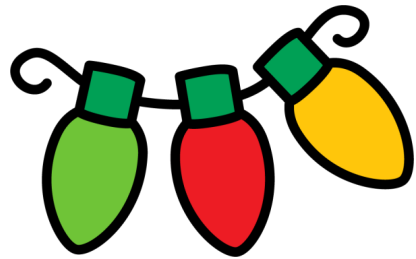
Celebrate



h

Thematic Phonics-Based Writing Center


Celebrate



l

Thematic Phonics-Based Writing Center


Celebrate



b

Thematic Phonics-Based Writing Center


Celebrate



c

Thematic Phonics-Based Writing Center


Celebrate



b

Thematic Phonics-Based Writing Center

Celebrate



h

Thematic Phonics-Based Writing Center

Celebrate



Thematic Phonics-Based Writing Center

Celebrate



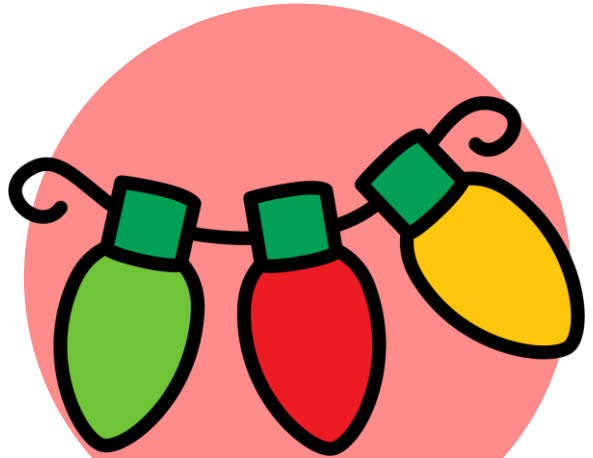
Thematic Phonics-Based Writing Center

Celebrate



Thematic Phonics-Based Writing Center

Celebrate



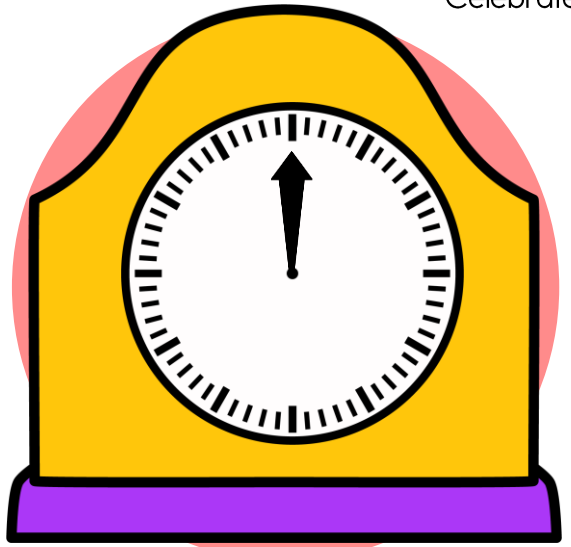
Thematic Phonics-Based Writing Center

Celebrate




Thematic Phonics-Based Writing Center

Celebrate



Thematic Phonics-Based Writing Center

Celebrate




Thematic Phonics-Based Writing Center

Celebrate



Thematic Phonics-Based Writing Center



Celebrate

C

Thematic Phonics-Based Writing Center

Tara West – Little Minds at Work



Celebrate

h

Thematic Phonics-Based Writing Center

Tara West – Little Minds at Work

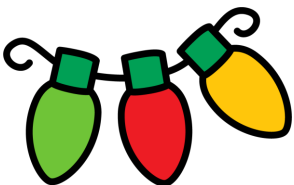


Celebrate

f

Thematic Phonics-Based Writing Center

Tara West – Little Minds at Work




Celebrate

l

Thematic Phonics-Based Writing Center

Tara West – Little Minds at Work




Celebrate

b

Thematic Phonics-Based Writing Center

Tara West – Little Minds at Work




Celebrate

c

Thematic Phonics-Based Writing Center

Tara West – Little Minds at Work




Celebrate

b

Thematic Phonics-Based Writing Center

Tara West – Little Minds at Work




Celebrate

h

Thematic Phonics-Based Writing Center

Tara West – Little Minds at Work



Celebrate

Thematic Phonics-Based Writing Center

Tara West – Little Minds at Work



Celebrate

Thematic Phonics-Based Writing Center

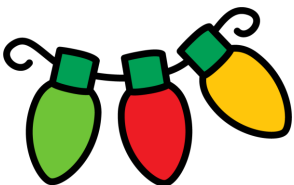
Tara West – Little Minds at Work



Celebrate

Thematic Phonics-Based Writing Center


Tara West – Little Minds at Work



Celebrate

Thematic Phonics-Based Writing Center


Tara West – Little Minds at Work



Celebrate

Thematic Phonics-Based Writing Center


Tara West – Little Minds at Work



Celebrate

Thematic Phonics-Based Writing Center


Tara West – Little Minds at Work



Celebrate

Thematic Phonics-Based Writing Center


Tara West – Little Minds at Work



Celebrate

Thematic Phonics-Based Writing Center

Tara West – Little Minds at Work



Celebrate

Three horizontal lines for handwriting practice: a solid top line, a dashed middle line, and a solid bottom line.

Thematic Phonics-Based Writing Center

Tara West – Little Minds at Work



Celebrate

Three horizontal lines for handwriting practice: a solid top line, a dashed middle line, and a solid bottom line.

Thematic Phonics-Based Writing Center

Tara West – Little Minds at Work

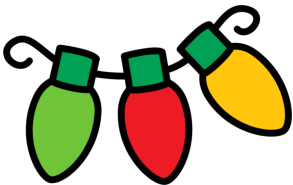


Celebrate

Three horizontal lines for handwriting practice: a solid top line, a dashed middle line, and a solid bottom line.

Thematic Phonics-Based Writing Center

Tara West – Little Minds at Work




Celebrate

Three horizontal lines for handwriting practice: a solid top line, a dashed middle line, and a solid bottom line.

Thematic Phonics-Based Writing Center


Tara West – Little Minds at Work



Celebrate

Thematic Phonics-Based Writing Center


Tara West – Little Minds at Work



Celebrate

Thematic Phonics-Based Writing Center


Tara West – Little Minds at Work



Celebrate

Thematic Phonics-Based Writing Center

Tara West – Little Minds at Work




Celebrate

Thematic Phonics-Based Writing Center

Tara West – Little Minds at Work



Illustrate a story about...


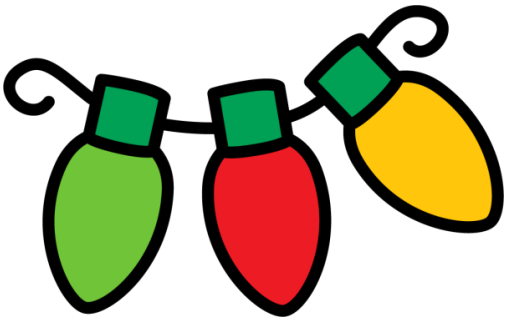


Thematic Phonics-Based Writing Center

Tara West – Little Minds at Work



Illustrate a story about...





Thematic Phonics-Based Writing Center

Tara West – Little Minds at Work



Illustrate a story about...



Thematic Phonics-Based Writing Center

Tara West – Little Minds at Work



Teacher Clip Art Guide



cookie



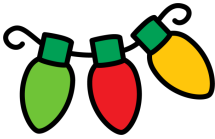
house




fox



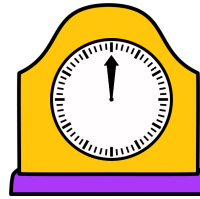
bell




lights



balloon



clock



hat



Teacher-Led Story Starters


- Illustrate and label your favorite cookie.
- Where does the gingerbread cookie live? Illustrate it.
- You ring this to make a noise, and it starts with /b/. Illustrate it.
- Illustrate and label a fox.
- You tell time with this, and it starts with /k/. Illustrate it.
- These come in many colors, and you turn them on and off. They start with /l/. Illustrate and label them.
- You wear this on your head. It starts with /h/. Illustrate and label it.
- It starts with /b/, and you can blow it up. Illustrate it.


Name: _____





Label and Color


Directions: Label and color.




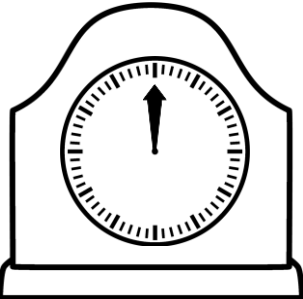















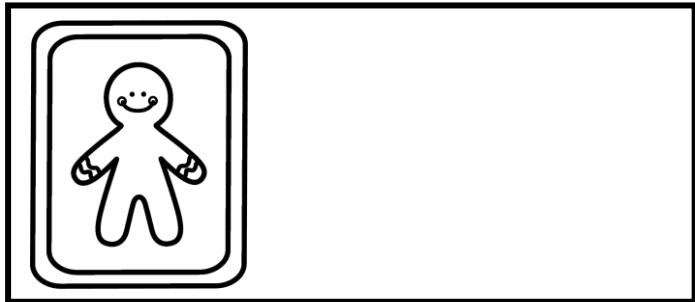



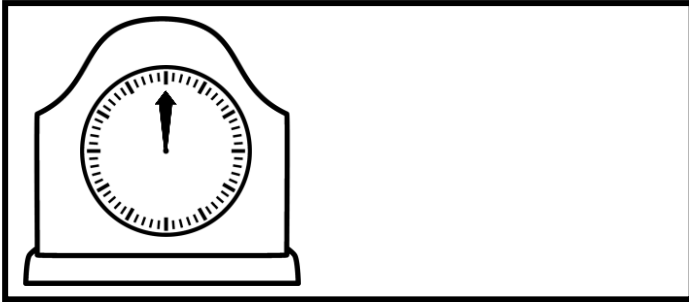


Name: _____



Cut, Color,
and Glue

Directions: Cut, color, and glue.



b

c

h

l

f

h

c


b

Name:



**Pull, Illustrate,
and Label**

Directions: Pull, illustrate, label.

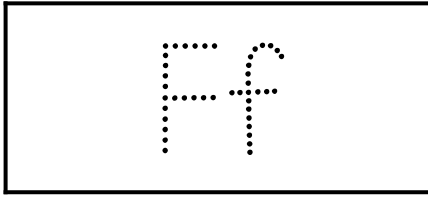



Name: _____

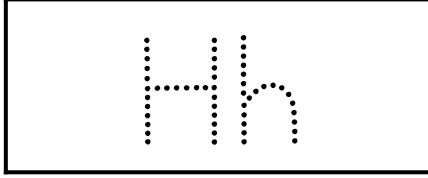


Say, Trace,
and Write it!

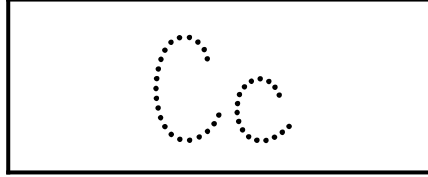

Directions: Say, trace, and write it.



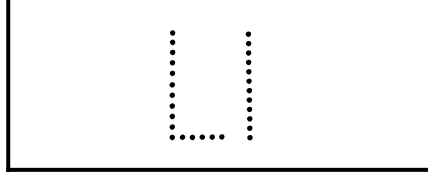
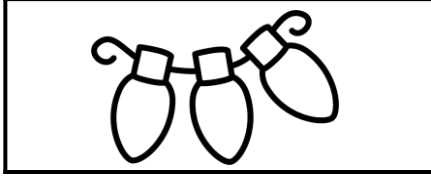
Blank writing lines for the letter Ff.



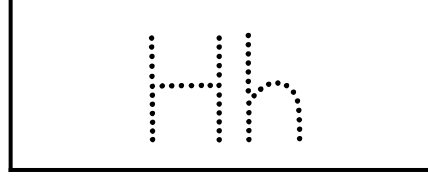
Blank writing lines for the letter Hh.





Blank writing lines for the letter Cc.



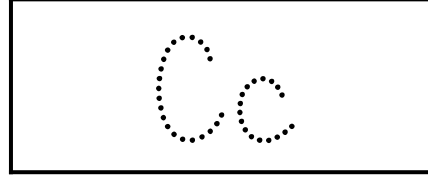
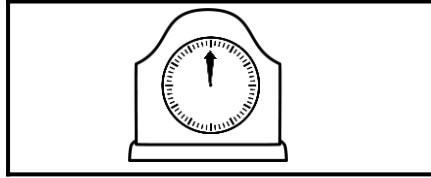
Blank writing lines for the letter Ll.





Blank writing lines for the letter Hh.



Blank writing lines for the letter Bb.



Blank writing lines for the letter Cc.



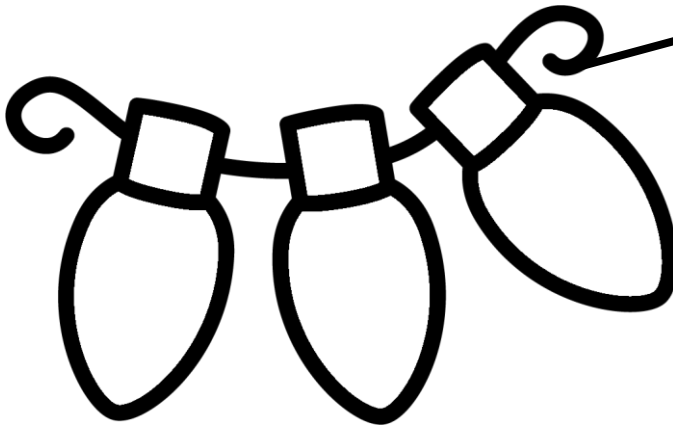
Blank writing lines for the letter Bb.

Name: _____



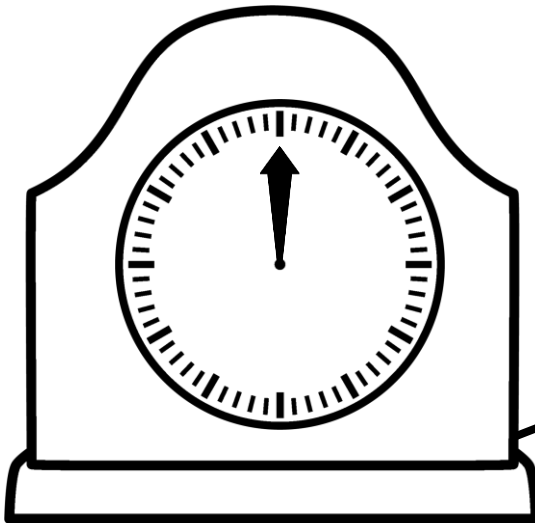
Label, Color,
and Write

Directions: Label, color, and write.



Label box for the Christmas lights.

Five empty rectangular boxes with dashed horizontal lines, intended for writing the word 'lights'.



Label box for the clock.


Five empty rectangular boxes with dashed horizontal lines, intended for writing the word 'clock'.


Name: _____



Label, Color,
and Write

Directions: Label, color, and write.






Name: _____



Label, Color,
and Write

Directions: Label, color, and write.



Label box with a dashed line for writing.


Blank writing box with a dashed line.

Blank writing box with a dashed line.

Blank writing box with a dashed line.

Blank writing box with a dashed line.

Blank writing box with a dashed line.



Label box with a dashed line for writing.

Blank writing box with a dashed line.

Blank writing box with a dashed line.

Blank writing box with a dashed line.

Blank writing box with a dashed line.


Blank writing box with a dashed line.


Name: _____



Label, Color,
and Write

Directions: Label, color, and write.





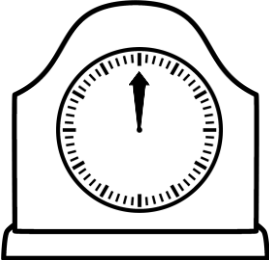







Name:











Label and Choose

Directions: Label, choose, and color.


	_____		_____	
	- - - - -		- - - - -	
	_____		_____	

	_____		_____	
	- - - - -		- - - - -	
	_____		_____	

	_____		_____	
	- - - - -		- - - - -	
	_____		_____	

	_____		_____	
	- - - - -		- - - - -	
	_____		_____	


Color, Label, and Write




Celebrate

Name:

Color, Label, and Write





Cut, Color,
and Label


Celebrate

Name:


Thematic Phonics-Based Writing Center

Tara West – Little Minds at Work


C



b



f




l




h




c




b




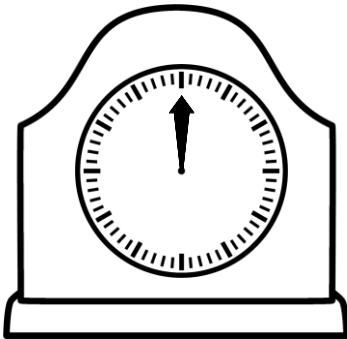




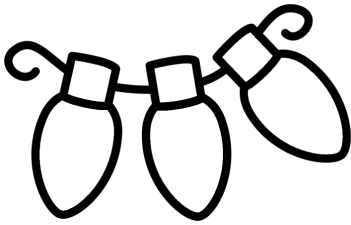
h





Cut, Color,
and Label

Celebrate





Name: _____




Label,
Match, Color





Directions: Label, match, color.

 Label It.



 Match It.

• **b** • **l** • **c** • **h**



Name: _____




**Label,
Match, Color**

Directions: Label, match, color.



Label It.




Match It.

• **b**

• **f**

• **h**

• **c**



Name: _____



Read and Trace

Directions: Trace the letters.

A	B	C	D	E
F	G	H	I	J
K	L	M	N	O
P	Q	R	S	T
U	V	W		
X	Y	Z		

Name: _____



Read and Trace

Directions: Trace the letters.

d	b	c	d	e
f	g	h	i	j
k	l	m	n	o
p	q	r	s	t
u	v	w		
x	y	z		


Name: _____



Read and Trace

Directions: Trace the letters.

Aa	Bb	Cc	Dd	Ee
Ff	Gg	Hh	Ii	Jj
Kk	Ll	Mm	Nn	Oo
Pp	Qq	Rr	Ss	Tt
Uu	Vv	Ww		
Xx	Yy	Zz		




Name: _____



Read and Trace

Directions: Trace and write the letters.






Name: _____



Read and Trace

Directions: Trace and write the letters.



Name: _____





Read and Trace

Directions: Trace and write the letters.

A a

Z z






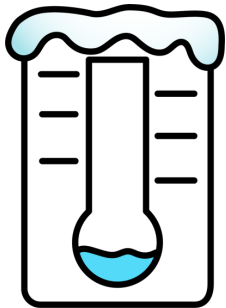
s



b

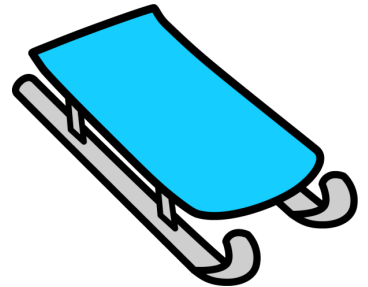


c




c


Winter




s



b




h



m

Winter



s

Thematic Phonics-Based Writing Center


Winter



b

Thematic Phonics-Based Writing Center


Winter



c

Thematic Phonics-Based Writing Center

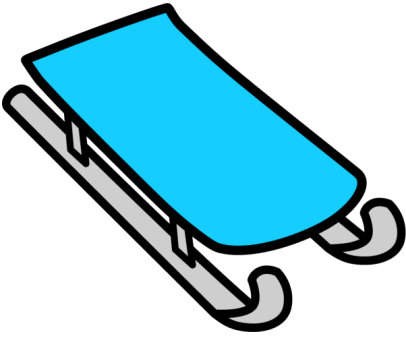
Winter



c

Thematic Phonics-Based Writing Center


Winter



s

Thematic Phonics-Based Writing Center


Winter



b

Thematic Phonics-Based Writing Center


Winter



h

Thematic Phonics-Based Writing Center

Winter



m

Thematic Phonics-Based Writing Center

Winter




Thematic Phonics-Based Writing Center

Winter




Thematic Phonics-Based Writing Center

Winter




Thematic Phonics-Based Writing Center

Winter




Thematic Phonics-Based Writing Center

Winter




Thematic Phonics-Based Writing Center

Winter



Thematic Phonics-Based Writing Center

Winter




Thematic Phonics-Based Writing Center

Winter



Thematic Phonics-Based Writing Center




Winter

S

Thematic Phonics-Based Writing Center

Tara West – Little Minds at Work




Winter

b

Thematic Phonics-Based Writing Center

Tara West – Little Minds at Work




Winter

C

Thematic Phonics-Based Writing Center

Tara West – Little Minds at Work




Winter

C

Thematic Phonics-Based Writing Center

Tara West – Little Minds at Work




Winter

S

Thematic Phonics-Based Writing Center

Tara West – Little Minds at Work




Winter

b

Thematic Phonics-Based Writing Center

Tara West – Little Minds at Work




Winter

h

Thematic Phonics-Based Writing Center

Tara West – Little Minds at Work




Winter

m

Thematic Phonics-Based Writing Center


Tara West – Little Minds at Work



Winter

Thematic Phonics-Based Writing Center


Tara West – Little Minds at Work



Winter

Thematic Phonics-Based Writing Center


Tara West – Little Minds at Work



Winter

Thematic Phonics-Based Writing Center


Tara West – Little Minds at Work



Winter

Thematic Phonics-Based Writing Center


Tara West – Little Minds at Work



Winter

Thematic Phonics-Based Writing Center


Tara West – Little Minds at Work



Winter

Thematic Phonics-Based Writing Center


Tara West – Little Minds at Work



Winter

Thematic Phonics-Based Writing Center


Tara West – Little Minds at Work



Winter

Thematic Phonics-Based Writing Center


Tara West – Little Minds at Work



Winter

Thematic Phonics-Based Writing Center


Tara West – Little Minds at Work



Winter

Thematic Phonics-Based Writing Center


Tara West – Little Minds at Work



Winter

Thematic Phonics-Based Writing Center


Tara West – Little Minds at Work



Winter

Thematic Phonics-Based Writing Center


Tara West – Little Minds at Work



Winter

Thematic Phonics-Based Writing Center


Tara West – Little Minds at Work



Winter

Thematic Phonics-Based Writing Center


Tara West – Little Minds at Work



Winter

Thematic Phonics-Based Writing Center

Tara West – Little Minds at Work




Winter

Thematic Phonics-Based Writing Center

Tara West – Little Minds at Work



Illustrate a story about...

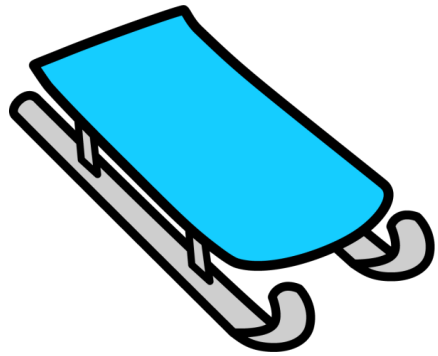
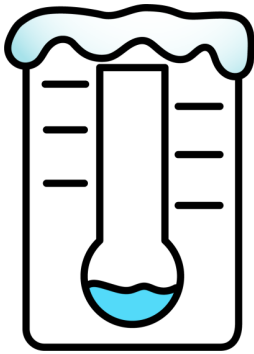


Thematic Phonics-Based Writing Center

Tara West – Little Minds at Work



Illustrate a story about...





Thematic Phonics-Based Writing Center

Tara West – Little Minds at Work



Illustrate a story about...



Thematic Phonics-Based Writing Center

Tara West – Little Minds at Work



Teacher Clip Art Guide




snowman



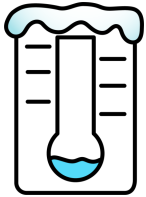
button




carrot




sled




cold



boots



hat



mitten



Teacher-Led Story Starters


- Illustrate and label a snowman.
- What do we use to slide down a snowy hill that starts with /s/? Illustrate it.
- We put these on our feet, and it starts with /b/. Illustrate them.
- Illustrate and label your favorite hat to wear.
- This keeps your hand warm, and it starts with /m/. Illustrate it.
- You can use this as a snowman's nose. It starts with /k/. Illustrate and label it.
- You use this to fasten your coat. It starts with /b/. Illustrate and label it.
- It starts with /k/, and it feels like this outside when it snows. Illustrate it.


Name: _____





Label and
Color


Directions: Label and color.







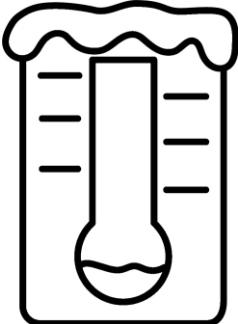












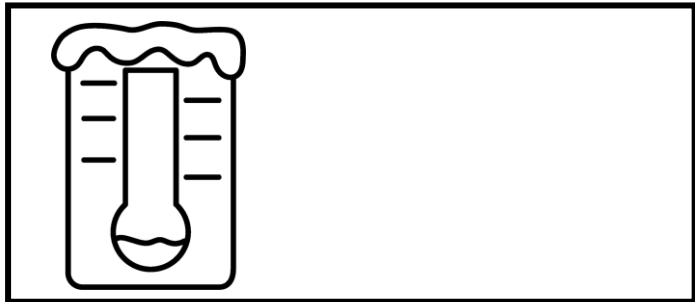
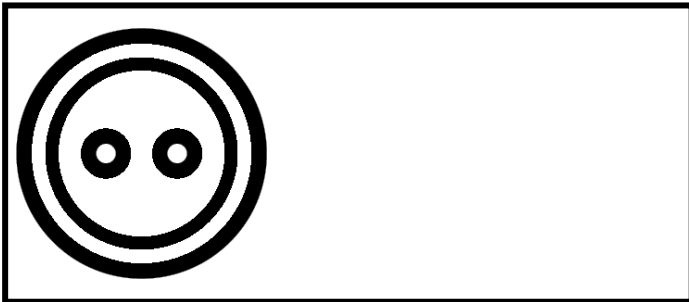
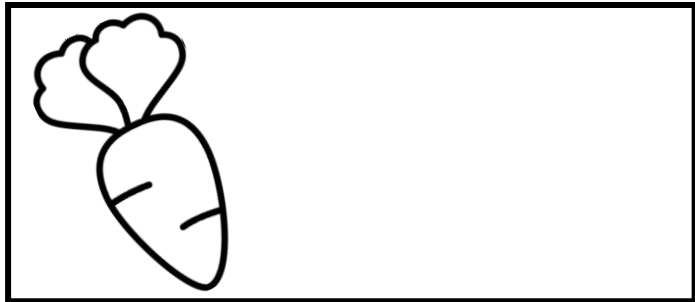





Name: _____



Cut, Color,
and Glue

Directions: Cut, color, and glue.



b

c

m

s

s

h

b

c

Name: _____



**Pull, Illustrate,
and Label**

Directions: Pull, illustrate, label.

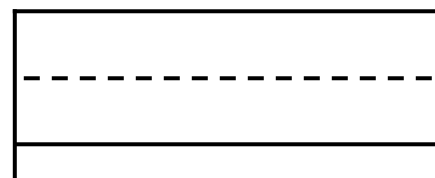


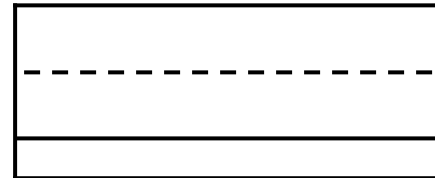
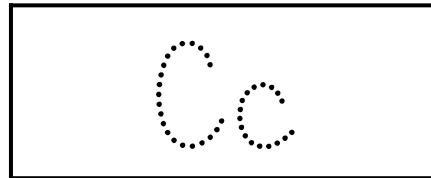
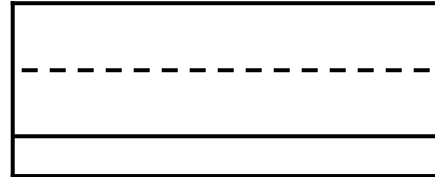
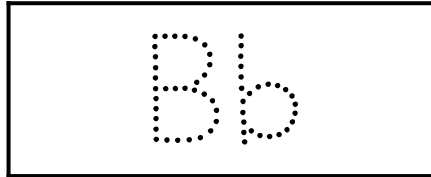

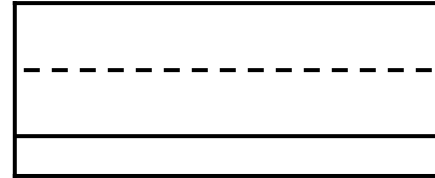

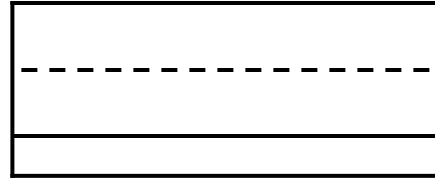

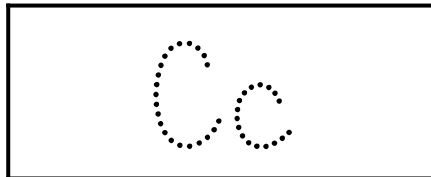
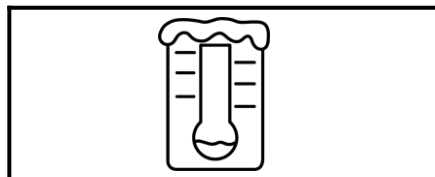
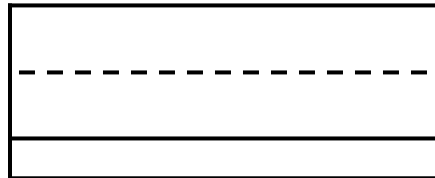


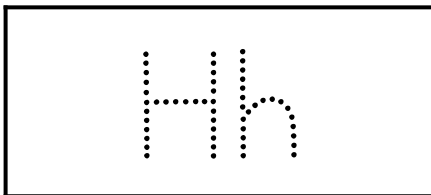
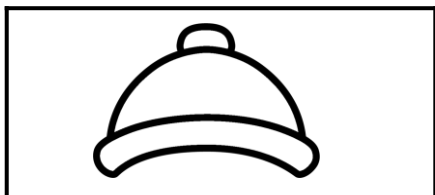


Name:



Say, Trace,
and Write it!

Directions: Say, trace, and write it.





Name: _____



Label, Color,
and Write

Directions: Label, color, and write.






Name: _____



Label, Color,
and Write

Directions: Label, color, and write.



Label box for the cookie, consisting of a rectangle with a dashed horizontal line across the middle.

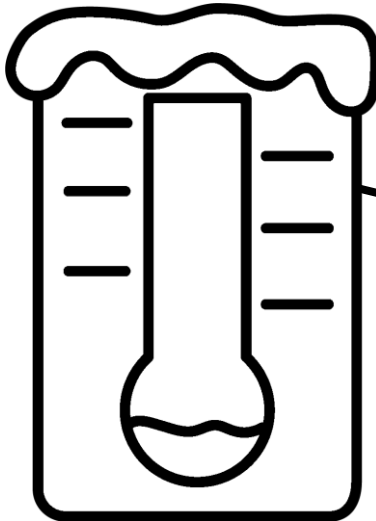
Blank handwriting practice box with a dashed horizontal line.

Blank handwriting practice box with a dashed horizontal line.

Blank handwriting practice box with a dashed horizontal line.

Blank handwriting practice box with a dashed horizontal line.

Blank handwriting practice box with a dashed horizontal line.



Label box for the cookie jar, consisting of a rectangle with a dashed horizontal line across the middle.

Blank handwriting practice box with a dashed horizontal line.

Blank handwriting practice box with a dashed horizontal line.

Blank handwriting practice box with a dashed horizontal line.

Blank handwriting practice box with a dashed horizontal line.

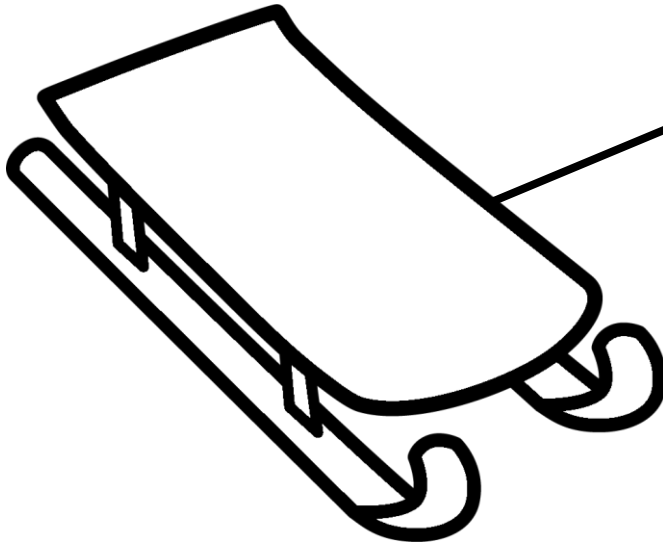
Blank handwriting practice box with a dashed horizontal line.

Name: _____



Label, Color,
and Write

Directions: Label, color, and write.



Label box for the sled, consisting of a rectangle with a dashed horizontal line across the middle.


Blank handwriting practice box with a dashed horizontal line.

Blank handwriting practice box with a dashed horizontal line.

Blank handwriting practice box with a dashed horizontal line.

Blank handwriting practice box with a dashed horizontal line.

Blank handwriting practice box with a dashed horizontal line.



Label box for the mitten, consisting of a rectangle with a dashed horizontal line across the middle.

Blank handwriting practice box with a dashed horizontal line.

Blank handwriting practice box with a dashed horizontal line.

Blank handwriting practice box with a dashed horizontal line.

Blank handwriting practice box with a dashed horizontal line.

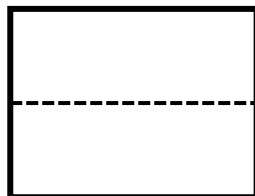
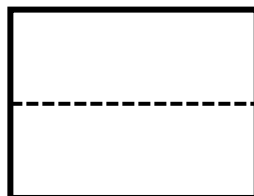
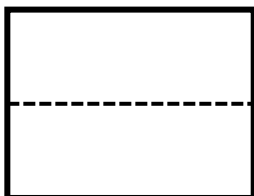
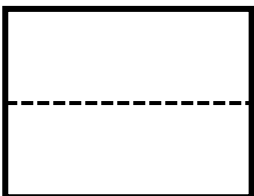
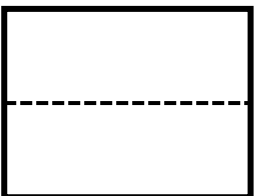
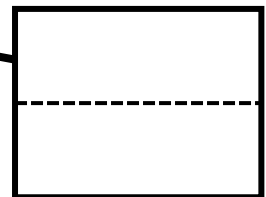

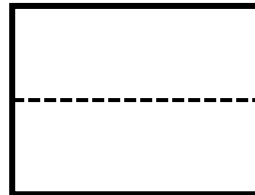
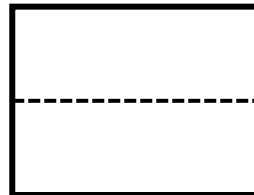
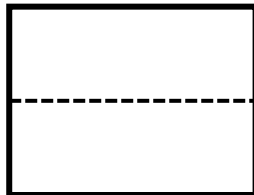
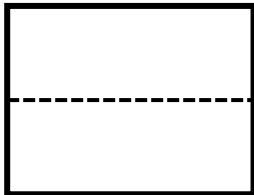
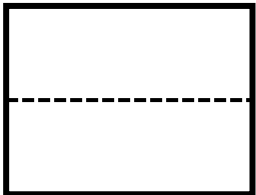
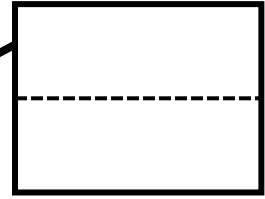

Blank handwriting practice box with a dashed horizontal line.

Name: _____



Label, Color,
and Write

Directions: Label, color, and write.





Name: _____


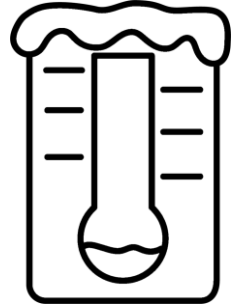




Label and
Choose


Directions: Label, choose, and color.






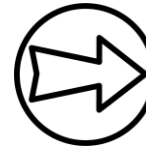



















Color, Label, and Write



Winter

Name:

Color, Label, and Write



Cut, Color,
and Label




Winter

Name: _____


Thematic Phonics-Based Writing Center

Tara West – Little Minds at Work


s




b




C




C




S




b



h








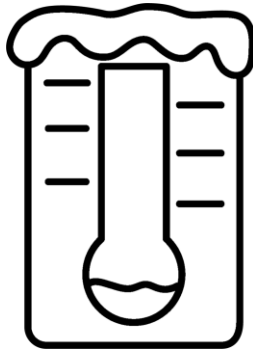

m





Cut, Color,
and Label

Winter



Name:

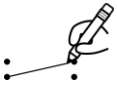



Label,
Match, Color

Directions: Label, match, color.



Label It.



Match It.

• s

• c

• b

• m



Name:

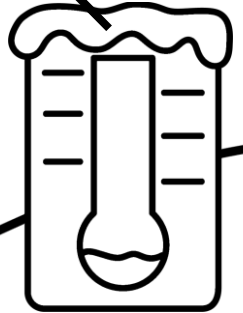

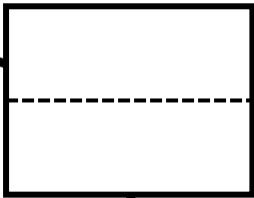
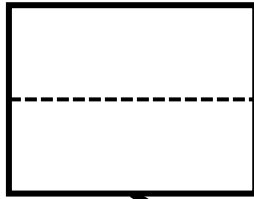


Label,
Match, Color

Directions: Label, match, color.



Label It.



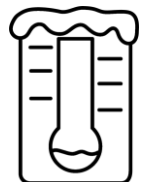

Match It.

• c

• b

• s

• h



Name: _____



Read and Trace

Directions: Trace the letters.

A	B	C	D	E
F	G	H	I	J
K	L	M	N	O
P	Q	R	S	T
U	V	W		
X	Y	Z		

Name: _____



Read and Trace

Directions: Trace the letters.

a

b

c

d

e

f

g

h

i

j

k

l

m

n

o

p

q

r

s

t

u

v

w

x

y

z



Name: _____



Read and Trace

Directions: Trace the letters.

Aa	Bb	Cc	Dd	Ee
Ff	Gg	Hh	Ii	Jj
Kk	Ll	Mm	Nn	Oo
Pp	Qq	Rr	Ss	Tt
Uu	Vv	Ww		
Xx	Yy	Zz		

Name: _____



Read and Trace

Directions: Trace and write the letters.





Name: _____



Read and Trace

Directions: Trace and write the letters.



Name: _____




Read and Trace

Directions: Trace and write the letters.

A a



Z z




b



d




p




w


Winter Animals



s



w




h



p

Winter Animals



b

Thematic Phonics-Based Writing Center

Winter Animals



p

Thematic Phonics-Based Writing Center


Winter Animals



d

Thematic Phonics-Based Writing Center


Winter Animals



w

Thematic Phonics-Based Writing Center


Winter Animals



s

Thematic Phonics-Based Writing Center


Winter Animals



w

Thematic Phonics-Based Writing Center

Winter Animals



h

Thematic Phonics-Based Writing Center


Winter Animals



p

Thematic Phonics-Based Writing Center

Winter Animals



Thematic Phonics-Based Writing Center

Winter Animals



Thematic Phonics-Based Writing Center

Winter Animals



Thematic Phonics-Based Writing Center

Winter Animals



Thematic Phonics-Based Writing Center

Winter Animals




Thematic Phonics-Based Writing Center

Winter Animals



Thematic Phonics-Based Writing Center

Winter Animals




Thematic Phonics-Based Writing Center

Winter Animals



Thematic Phonics-Based Writing Center



Winter Animals

b

Thematic Phonics-Based Writing Center

Tara West – Little Minds at Work




Winter Animals

d

Thematic Phonics-Based Writing Center

Tara West – Little Minds at Work



Winter Animals

w

Thematic Phonics-Based Writing Center

Tara West – Little Minds at Work




Winter Animals

p

Thematic Phonics-Based Writing Center

Tara West – Little Minds at Work




Winter Animals

S

Thematic Phonics-Based Writing Center

Tara West – Little Minds at Work




Winter Animals

W

Thematic Phonics-Based Writing Center

Tara West – Little Minds at Work




Winter Animals

h

Thematic Phonics-Based Writing Center

Tara West – Little Minds at Work




Winter Animals

p

Thematic Phonics-Based Writing Center

Tara West – Little Minds at Work



Winter Animals

Thematic Phonics-Based Writing Center


Tara West – Little Minds at Work



Winter Animals

Thematic Phonics-Based Writing Center

Tara West – Little Minds at Work



Winter Animals

Thematic Phonics-Based Writing Center


Tara West – Little Minds at Work



Winter Animals

Thematic Phonics-Based Writing Center


Tara West – Little Minds at Work



Winter Animals

Thematic Phonics-Based Writing Center


Tara West – Little Minds at Work



Winter Animals

Thematic Phonics-Based Writing Center


Tara West – Little Minds at Work



Winter Animals

Thematic Phonics-Based Writing Center


Tara West – Little Minds at Work



Winter Animals

Thematic Phonics-Based Writing Center

Tara West – Little Minds at Work



Winter Animals

Thematic Phonics-Based Writing Center


Tara West – Little Minds at Work



Winter Animals

Thematic Phonics-Based Writing Center

Tara West – Little Minds at Work



Winter Animals

Thematic Phonics-Based Writing Center


Tara West – Little Minds at Work



Winter Animals

Thematic Phonics-Based Writing Center

Tara West – Little Minds at Work



Winter Animals

Thematic Phonics-Based Writing Center


Tara West – Little Minds at Work



Winter Animals

Thematic Phonics-Based Writing Center


Tara West – Little Minds at Work



Winter Animals

Thematic Phonics-Based Writing Center

Tara West – Little Minds at Work





Winter Animals

Thematic Phonics-Based Writing Center

Tara West – Little Minds at Work



Illustrate a story about...




Thematic Phonics-Based Writing Center

Tara West – Little Minds at Work



Illustrate a story about...





Thematic Phonics-Based Writing Center

Tara West – Little Minds at Work



Illustrate a story about...




Thematic Phonics-Based Writing Center

Tara West – Little Minds at Work



Teacher Clip Art Guide




bear



deer



penguin




seal



walrus



wolf



hare



puffin



Teacher-Led Story Starters


- Illustrate and label a puffin.
- What animal has tusks and whiskers and starts with /w/? Illustrate it.
- This animal has white fur, and it starts with /h/. Illustrate it.
- Illustrate and label a seal.
- This animal has wings but does not fly, and it starts with /p/. Illustrate it.
- What animal sleeps in a den and has a long tail? It starts with /w/. Illustrate and label it.
- This animal loves ice and has white fur. It starts with /b/. Illustrate and label it.
- It starts with /d/ and has two antlers. Illustrate it.


Name:





Label and
Color


Directions: Label and color.




























Name: _____



Cut, Color,
and Glue

Directions: Cut, color, and glue.



w

p

h

b

s

p

w

d

Name:



**Pull, Illustrate,
and Label**

Directions: Pull, illustrate, label.



Name:



Say, Trace,
and Write it!

Directions: Say, trace, and write it.



Ww

Blank handwriting lines for the letter Ww.



Pp

Blank handwriting lines for the letter Pp.



Ww

Blank handwriting lines for the letter Ww.



Pp

Blank handwriting lines for the letter Pp.



Dd

Blank handwriting lines for the letter Dd.



Bb

Blank handwriting lines for the letter Bb.



Hh

Blank handwriting lines for the letter Hh.



Ss


Blank handwriting lines for the letter Ss.

Name: _____



Label, Color,
and Write

Directions: Label, color, and write.



A rectangular box with a dashed horizontal line across the middle, connected to the reindeer by a line.


A rectangular box with a dashed horizontal line across the middle.

A rectangular box with a dashed horizontal line across the middle.

A rectangular box with a dashed horizontal line across the middle.

A rectangular box with a dashed horizontal line across the middle.

A rectangular box with a dashed horizontal line across the middle.



A rectangular box with a dashed horizontal line across the middle, connected to the bear by a line.

A rectangular box with a dashed horizontal line across the middle.

A rectangular box with a dashed horizontal line across the middle.

A rectangular box with a dashed horizontal line across the middle.

A rectangular box with a dashed horizontal line across the middle.


A rectangular box with a dashed horizontal line across the middle.


Name: _____



Label, Color,
and Write

Directions: Label, color, and write.







Name: _____



Label, Color,
and Write

Directions: Label, color, and write.






Name: _____



Label, Color,
and Write

Directions: Label, color, and write.






Name: _____






Label and
Choose



Directions: Label, choose, and color.


























Color, Label, and Write




Winter
Animals

Name:

Color, Label, and Write





Cut, Color,
and Label


Winter Animals

Name:


Thematic Phonics-Based Writing Center

Tara West – Little Minds at Work

p




d




b




w




s




w



h







p





Cut, Color,
and Label

Winter Animals



Name:

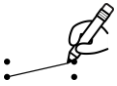



Label,
Match, Color

Directions: Label, match, color.



Label It.




Match It.

• p

• s

• w

• b



Name: _____

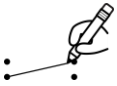



Label,
Match, Color

Directions: Label, match, color.



Label It.



Match It.

• h

• p

• d

• w



Name: _____



Read and Trace

Directions: Trace the letters.

A

B

C

D

E

F

G

H

I

J

K

L

M

N

O

P

Q

R

S

T

U


V

W

X

Y

Z




Name: _____



Read and Trace

Directions: Trace the letters.

d	b	c	d	e
f	g	h	i	j
k	l	m	n	o
p	q	r	s	t
u	v	w		
x	y	z		

Name: _____



Read and Trace

Directions: Trace the letters.

Aa	Bb	Cc	Dd	Ee
Ff	Gg	Hh	Ii	Jj
Kk	Ll	Mm	Nn	Oo
Pp	Qq	Rr	Ss	Tt
Uu	Vv	Ww	A large, simple line drawing of a Christmas tree with a star on top and a trunk, intended for coloring.	
Xx	Yy	Zz		

Name: _____



Read and Trace

Directions: Trace and write the letters.

d

z






Name: _____



Read and Trace

Directions: Trace and write the letters.



Name: _____





Read and Trace

Directions: Trace and write the letters.


A a

Z z






r



v




f



g

Holidays




c



l




p



g


Holiday



r

Thematic Phonics-Based Writing Center


Holiday



v

Thematic Phonics-Based Writing Center


Holiday



f

Thematic Phonics-Based Writing Center

Holiday



g

Thematic Phonics-Based Writing Center

Holiday



c

Thematic Phonics-Based Writing Center


Holiday



l

Thematic Phonics-Based Writing Center


Holiday



p

Thematic Phonics-Based Writing Center


Holiday



g


Thematic Phonics-Based Writing Center

Holiday




Thematic Phonics-Based Writing Center

Holiday




Thematic Phonics-Based Writing Center

Holiday



Thematic Phonics-Based Writing Center

Holiday



Thematic Phonics-Based Writing Center

Holiday



Thematic Phonics-Based Writing Center

Holiday




Thematic Phonics-Based Writing Center

Holiday




Thematic Phonics-Based Writing Center

Holiday



Thematic Phonics-Based Writing Center




Holiday

r

Thematic Phonics-Based Writing Center

Tara West – Little Minds at Work




Holiday

v

Thematic Phonics-Based Writing Center

Tara West – Little Minds at Work




Holiday

f

Thematic Phonics-Based Writing Center

Tara West – Little Minds at Work




Holiday

g

Thematic Phonics-Based Writing Center

Tara West – Little Minds at Work



Holiday

C

Thematic Phonics-Based Writing Center

Tara West – Little Minds at Work




Holiday

I

Thematic Phonics-Based Writing Center

Tara West – Little Minds at Work




Holiday

p

Thematic Phonics-Based Writing Center

Tara West – Little Minds at Work




Holiday

g

Thematic Phonics-Based Writing Center


Tara West – Little Minds at Work



Holiday

Thematic Phonics-Based Writing Center


Tara West – Little Minds at Work



Holiday

Thematic Phonics-Based Writing Center

Tara West – Little Minds at Work



Holiday

Thematic Phonics-Based Writing Center


Tara West – Little Minds at Work



Holiday

Thematic Phonics-Based Writing Center

Tara West – Little Minds at Work



Holiday

Thematic Phonics-Based Writing Center


Tara West – Little Minds at Work



Holiday

Thematic Phonics-Based Writing Center


Tara West – Little Minds at Work



Holiday

Thematic Phonics-Based Writing Center


Tara West – Little Minds at Work



Holiday

Thematic Phonics-Based Writing Center


Tara West – Little Minds at Work



Holiday

Thematic Phonics-Based Writing Center


Tara West – Little Minds at Work



Holiday

Thematic Phonics-Based Writing Center


Tara West – Little Minds at Work



Holiday

Thematic Phonics-Based Writing Center


Tara West – Little Minds at Work



Holiday

Thematic Phonics-Based Writing Center

Tara West – Little Minds at Work



Holiday

Three horizontal lines for writing: a solid top line, a dashed middle line, and a solid bottom line.

Thematic Phonics-Based Writing Center

Tara West – Little Minds at Work




Holiday

Three horizontal lines for writing: a solid top line, a dashed middle line, and a solid bottom line.

Thematic Phonics-Based Writing Center

Tara West – Little Minds at Work




Holiday

Three horizontal lines for writing: a solid top line, a dashed middle line, and a solid bottom line.

Thematic Phonics-Based Writing Center

Tara West – Little Minds at Work



Holiday



Three horizontal lines for writing: a solid top line, a dashed middle line, and a solid bottom line.

Thematic Phonics-Based Writing Center

Tara West – Little Minds at Work



Illustrate a story about...




Thematic Phonics-Based Writing Center

Tara West – Little Minds at Work



Illustrate a story about...




Thematic Phonics-Based Writing Center

Tara West – Little Minds at Work



Illustrate a story about...




Thematic Phonics-Based Writing Center


Tara West – Little Minds at Work



Teacher Clip Art Guide



rose



valentine



friend



cloud




groundhog



leprechaun



pot



gold




Teacher-Led Story Starters


- Illustrate and label a leprechaun.
- What type of card do we give out to friends that starts with /v/? Illustrate it.
- This animal can see its shadow, and it starts with /g/. Illustrate it.
- Illustrate and label one of your friends.
- This is up in the sky and can cover the sun, and it starts with /k/. Illustrate it.
- A leprechaun loves to collect this. It starts with /g/. Illustrate and label it.
- This flower has thorns. It starts with /r/. Illustrate and label it.
- It starts with /p/ and can hold gold. Illustrate it.


Name: _____





Directions: Label and color.























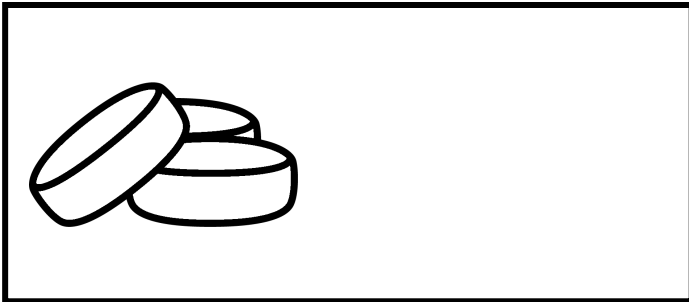




Name: _____



Cut, Color,
and Glue

Directions: Cut, color, and glue.



r

f

l

g

g

p

v


c

Name:



**Pull, Illustrate,
and Label**

Directions: Pull, illustrate, label.




Name: _____




Say, Trace,
and Write it!

Directions: Say, trace, and write it.




Cc

Handwriting practice lines for the letter Cc, consisting of a solid top line, a dashed middle line, and a solid bottom line.




Rr

Handwriting practice lines for the letter Rr, consisting of a solid top line, a dashed middle line, and a solid bottom line.



Gg

Handwriting practice lines for the letter Gg, consisting of a solid top line, a dashed middle line, and a solid bottom line.



Vv

Handwriting practice lines for the letter Vv, consisting of a solid top line, a dashed middle line, and a solid bottom line.



Ll

Handwriting practice lines for the letter Ll, consisting of a solid top line, a dashed middle line, and a solid bottom line.




Pp

Handwriting practice lines for the letter Pp, consisting of a solid top line, a dashed middle line, and a solid bottom line.



Ff

Handwriting practice lines for the letter Ff, consisting of a solid top line, a dashed middle line, and a solid bottom line.



Gg


Handwriting practice lines for the letter Gg, consisting of a solid top line, a dashed middle line, and a solid bottom line.


Name: _____



Label, Color,
and Write

Directions: Label, color, and write.



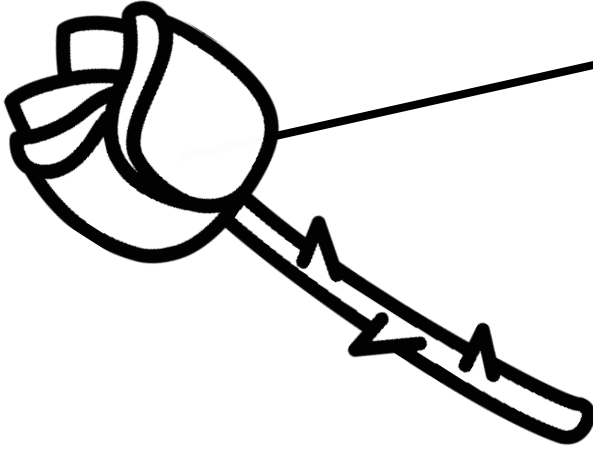


Name: _____



Label, Color,
and Write

Directions: Label, color, and write.







Name: _____



Label, Color,
and Write

Directions: Label, color, and write.






Name: _____



Label, Color,
and Write

Directions: Label, color, and write.



Label box with a dashed line for writing.


Blank writing box with a dashed line.

Blank writing box with a dashed line.

Blank writing box with a dashed line.

Blank writing box with a dashed line.

Blank writing box with a dashed line.



Label box with a dashed line for writing.

Blank writing box with a dashed line.

Blank writing box with a dashed line.

Blank writing box with a dashed line.

Blank writing box with a dashed line.




Blank writing box with a dashed line.




Name: _____









Label and
Choose

Directions: Label, choose, and color.


	_____ ----- _____		_____ ----- _____	
--	-------------------------	---	-------------------------	---

	_____ ----- _____		_____ ----- _____	
--	-------------------------	---	-------------------------	---

	_____ ----- _____		_____ ----- _____	
--	-------------------------	---	-------------------------	---

	_____ ----- _____		_____ ----- _____	
--	-------------------------	---	-------------------------	---

Color, Label, and Write




Holiday

Name:

Color, Label, and Write






Cut, Color,
and Label


Holiday

Name: _____

r




v




f




g




c




l




p








g



Cut, Color,
and Label



Holiday



Name:




Label,
Match, Color

Directions: Label, match, color.



Label It.



Match It.

• c

• f

• r

• g



Name:

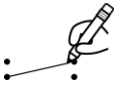
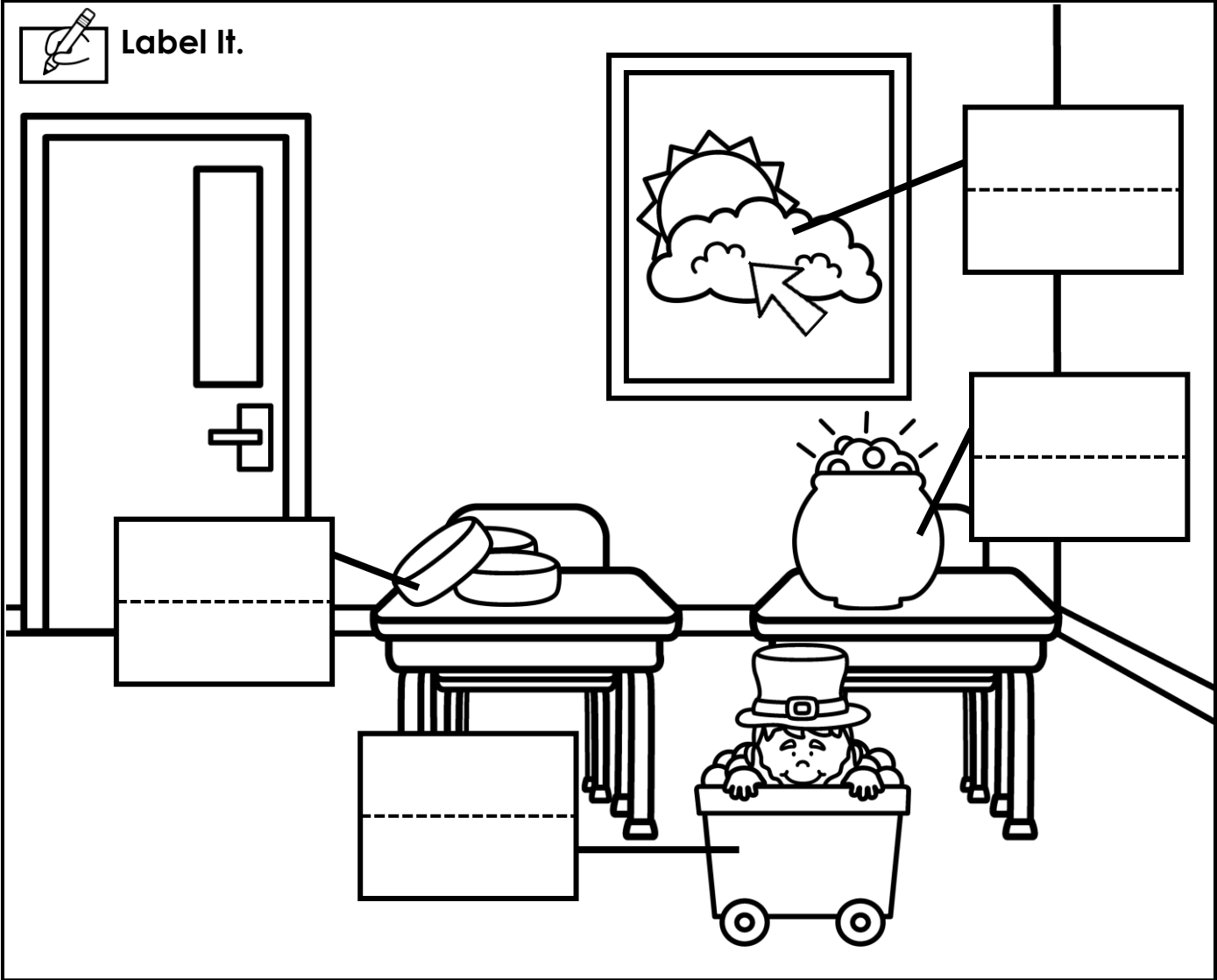


Label,
Match, Color

Directions: Label, match, color.



Label It.



Match It.

• c


• g

• p

• l



Name: _____




Read and
Trace

Directions: Trace the letters.


A	B	C	D	E
F	G	H	I	J
K	L	M	N	O
P	Q	R	S	T
U	V	W	A large, thick black outline of a heart shape, occupying the bottom right corner of the page.	
X	Y	Z		

Name: _____




Read and Trace

Directions: Trace the letters.

d	b	c	d	e
f	g	h	i	j
k	l	m	n	o
p	q	r	s	t
u	v	w		
x	y	z		

Name: _____




Read and Trace

Directions: Trace the letters.

Aa	Bb	Cc	Dd	Ee
Ff	Gg	Hh	Ii	Jj
Kk	Ll	Mm	Nn	Oo
Pp	Qq	Rr	Ss	Tt
Uu	Vv	Ww		
Xx	Yy	Zz		

Name: _____




Read and Trace


Directions: Trace and write the letters.

d

z






Name: _____



Read and Trace

Directions: Trace and write the letters.



Name: _____




Read and Trace

Directions: Trace and write the letters.

A a

Z z



Name: _____



Read and Trace

Directions: Trace the letters.

A	B	C	D	E
F	G	H	I	J
K	L	M	N	O
P	Q	R	S	T
U	V	W		
X	Y	Z		

Name: _____



Read and Trace

Directions: Trace the letters.

d	b	c	d	e
f	g	h	i	j
k	l	m	n	o
p	q	r	s	t
u	v	w		
x	y	z		

Name: _____



Read and Trace

Directions: Trace the letters.

Aa	Bb	Cc	Dd	Ee
Ff	Gg	Hh	Ii	Jj
Kk	Ll	Mm	Nn	Oo
Pp	Qq	Rr	Ss	Tt
Uu	Vv	Ww		
Xx	Yy	Zz		

Name: _____



Read and Trace

Directions: Trace and write the letters.

d

z





Name: _____



Read and Trace

Directions: Trace and write the letters.



Name: _____




Read and Trace

Directions: Trace and write the letters.

A a

Z z







a



c





m




s

Space




a



p




s



r

Space



a

Thematic Phonics-Based Writing Center


Space



c

Thematic Phonics-Based Writing Center


Space



m

Thematic Phonics-Based Writing Center


Space



s

Thematic Phonics-Based Writing Center

Space



p

Thematic Phonics-Based Writing Center


Space



s

Thematic Phonics-Based Writing Center


Space



a

Thematic Phonics-Based Writing Center


Space



r

Thematic Phonics-Based Writing Center

Space




Thematic Phonics-Based Writing Center

Space




Thematic Phonics-Based Writing Center

Space




Thematic Phonics-Based Writing Center

Space




Thematic Phonics-Based Writing Center

Space



Thematic Phonics-Based Writing Center

Space




Thematic Phonics-Based Writing Center

Space




Thematic Phonics-Based Writing Center

Space



Thematic Phonics-Based Writing Center



Space

a

Thematic Phonics-Based Writing Center

Tara West – Little Minds at Work




Space

c

Thematic Phonics-Based Writing Center

Tara West – Little Minds at Work




Space

m

Thematic Phonics-Based Writing Center

Tara West – Little Minds at Work




Space

s

Thematic Phonics-Based Writing Center

Tara West – Little Minds at Work




Space

a

Thematic Phonics-Based Writing Center

Tara West – Little Minds at Work



Space

p

Thematic Phonics-Based Writing Center

Tara West – Little Minds at Work




Space

s

Thematic Phonics-Based Writing Center

Tara West – Little Minds at Work




Space

r

Thematic Phonics-Based Writing Center

Tara West – Little Minds at Work



Space

Thematic Phonics-Based Writing Center


Tara West – Little Minds at Work



Space

Thematic Phonics-Based Writing Center


Tara West – Little Minds at Work



Space

Thematic Phonics-Based Writing Center


Tara West – Little Minds at Work



Space

Thematic Phonics-Based Writing Center


Tara West – Little Minds at Work



Space

Thematic Phonics-Based Writing Center

Tara West – Little Minds at Work



Space

Thematic Phonics-Based Writing Center


Tara West – Little Minds at Work



Space

Thematic Phonics-Based Writing Center


Tara West – Little Minds at Work



Space

Thematic Phonics-Based Writing Center

Tara West – Little Minds at Work



Space

Thematic Phonics-Based Writing Center


Tara West – Little Minds at Work



Space

Thematic Phonics-Based Writing Center


Tara West – Little Minds at Work



Space

Thematic Phonics-Based Writing Center


Tara West – Little Minds at Work



Space

Thematic Phonics-Based Writing Center


Tara West – Little Minds at Work



Space

Thematic Phonics-Based Writing Center

Tara West – Little Minds at Work



Space

Thematic Phonics-Based Writing Center


Tara West – Little Minds at Work



Space

Thematic Phonics-Based Writing Center


Tara West – Little Minds at Work





Space

Thematic Phonics-Based Writing Center

Tara West – Little Minds at Work




Illustrate a story about...





Thematic Phonics-Based Writing Center

Tara West – Little Minds at Work




Illustrate a story about...




Thematic Phonics-Based Writing Center

Tara West – Little Minds at Work




Illustrate a story about...




Thematic Phonics-Based Writing Center

Tara West – Little Minds at Work




Teacher Clip Art Guide




astronaut




comet




moon



asteroid




sun




planet



star




rocket



Teacher-Led Story Starters


- Illustrate and label an asteroid.
- This shines in the sky at night and starts with /m/. Illustrate it.
- Astronauts ride in this into space, and it starts with /r/. Illustrate it.
- Illustrate and label a comet in the sky.
- This person travels to space, and it starts with /a/. Illustrate it.
- These are bright twinkles in the sky at night. They start with /s/. Illustrate and label them.
- This shines during the day and produces heat. It starts with /s/. Illustrate and label it.
- It starts with /p/, and you live on one. Illustrate it.


Name: _____





Label and
Color


Directions: Label and color.

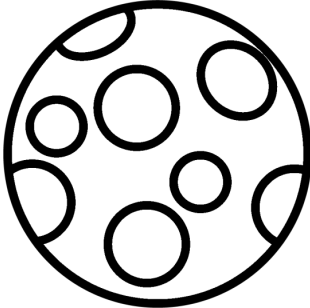




















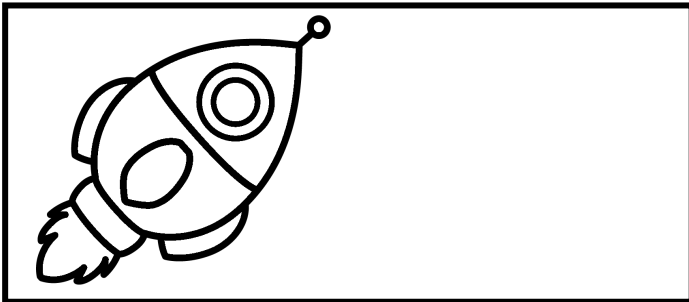

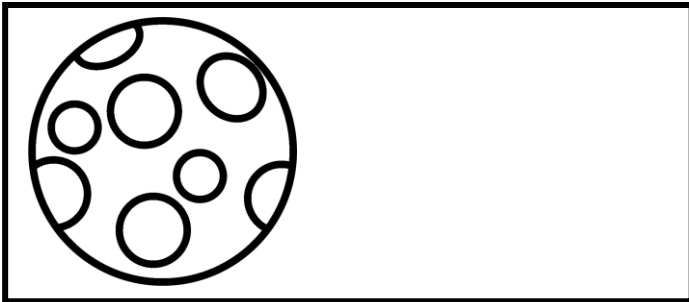




Name: _____



Cut, Color,
and Glue

Directions: Cut, color, and glue.



a

s

a

s


c

p

r


m

Name:




**Pull, Illustrate,
and Label**

Directions: Pull, illustrate, label.


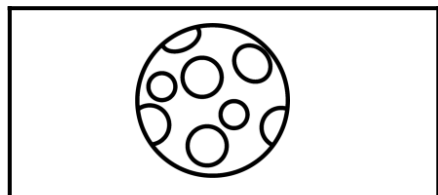


Name: _____

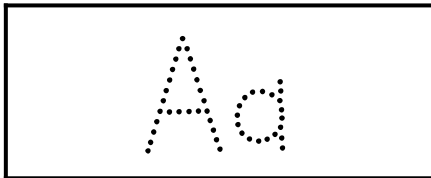


Say, Trace,
and Write it!


Directions: Say, trace, and write it.



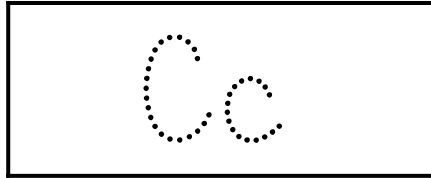
Blank writing lines for the letter Mm, consisting of a solid top line, a dashed middle line, and a solid bottom line.




Blank writing lines for the letter Aa, consisting of a solid top line, a dashed middle line, and a solid bottom line.





Blank writing lines for the letter Ss, consisting of a solid top line, a dashed middle line, and a solid bottom line.



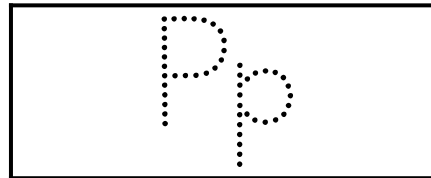

Blank writing lines for the letter Cc, consisting of a solid top line, a dashed middle line, and a solid bottom line.




Blank writing lines for the letter Rr, consisting of a solid top line, a dashed middle line, and a solid bottom line.



Blank writing lines for the letter Ss, consisting of a solid top line, a dashed middle line, and a solid bottom line.




Blank writing lines for the letter Pp, consisting of a solid top line, a dashed middle line, and a solid bottom line.




Blank writing lines for the letter Aa, consisting of a solid top line, a dashed middle line, and a solid bottom line.

Name: _____



Label, Color,
and Write

Directions: Label, color, and write.



Label box for the astronaut image, consisting of a rectangle with a dashed horizontal line across the middle.


Blank handwriting practice box with a dashed horizontal line.

Blank handwriting practice box with a dashed horizontal line.

Blank handwriting practice box with a dashed horizontal line.

Blank handwriting practice box with a dashed horizontal line.

Blank handwriting practice box with a dashed horizontal line.



Label box for the rocket image, consisting of a rectangle with a dashed horizontal line across the middle.

Blank handwriting practice box with a dashed horizontal line.


Blank handwriting practice box with a dashed horizontal line.

Blank handwriting practice box with a dashed horizontal line.

Blank handwriting practice box with a dashed horizontal line.


Blank handwriting practice box with a dashed horizontal line.


Name: _____




Label, Color,
and Write

Directions: Label, color, and write.






Name: _____




Label, Color,
and Write

Directions: Label, color, and write.



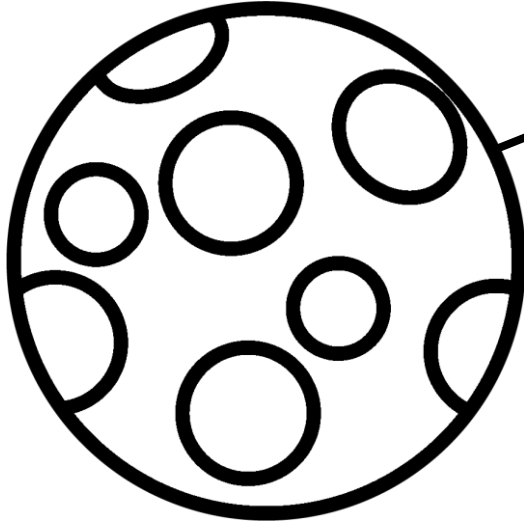



Name: _____




Label, Color,
and Write

Directions: Label, color, and write.



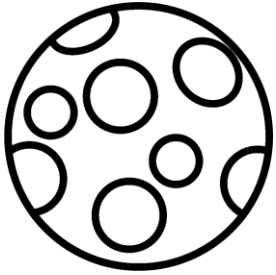



Name: _____






Label and
Choose


Directions: Label, choose, and color.

























Color, Label, and Write




Space

Name:

Color, Label, and Write





Cut, Color,
and Label


Space

Name: _____


Thematic Phonics-Based Writing Center

Tara West – Little Minds at Work


a




c




m




s



a



p




s









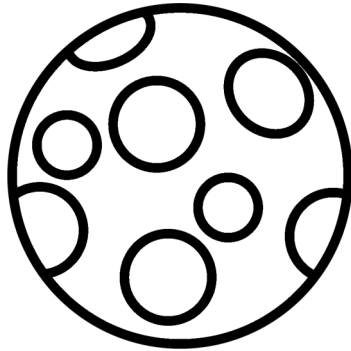

r




Cut, Color,
and Label



Space



Name:

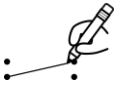
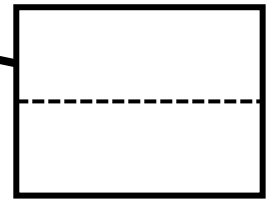
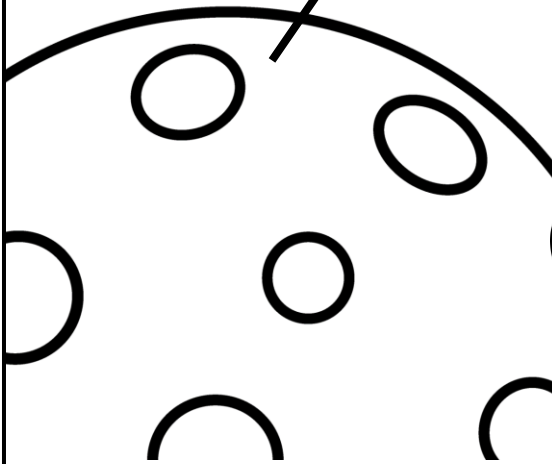
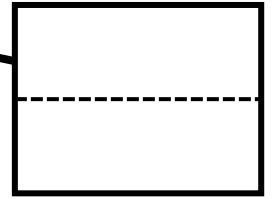

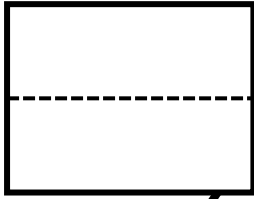

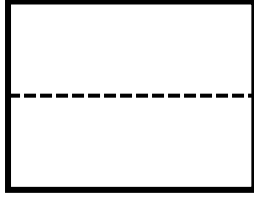


Label,
Match, Color

Directions: Label, match, color.



Label It.





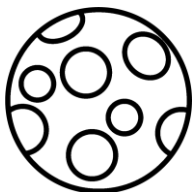
Match It.

• s


• m

• a

• r



Name: _____

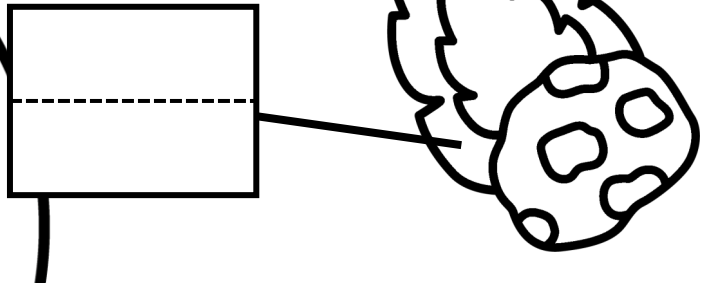
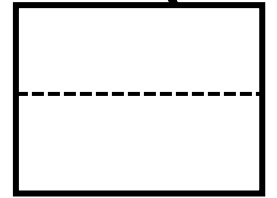


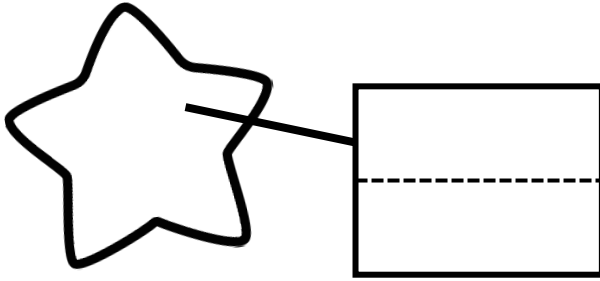


Label,
Match, Color

Directions: Label, match, color.



Label It.




Match It.

• m


• a

• s

• p



Name: _____




Read and Trace

Directions: Trace the letters.

A	B	C	D	E
F	G	H	I	J
K	L	M	N	O
P	Q	R	S	T
U	V	W		
X	Y	Z		

Name: _____




Read and Trace

Directions: Trace the letters.

d	b	c	d	e
f	g	h	i	j
k	l	m	n	o
p	q	r	s	t
u	v	w		
x	y	z		

Name: _____




Read and Trace

Directions: Trace the letters.

Aa	Bb	Cc	Dd	Ee
Ff	Gg	Hh	Ii	Jj
Kk	Ll	Mm	Nn	Oo
Pp	Qq	Rr	Ss	Tt
Uu	Vv	Ww		
Xx	Yy	Zz		

Name: _____




Read and Trace


Directions: Trace and write the letters.

d

z






Name: _____




Read and Trace

Directions: Trace and write the letters.



Name: _____





Read and Trace

Directions: Trace and write the letters.


A a

Z z







h



r





e



f


Chicken




b



b




c



h


Chicken



h

Thematic Phonics-Based Writing Center


Chicken



r

Thematic Phonics-Based Writing Center

Chicken



e

Thematic Phonics-Based Writing Center


Chicken



f

Thematic Phonics-Based Writing Center

Chicken



b

Thematic Phonics-Based Writing Center


Chicken



b

Thematic Phonics-Based Writing Center


Chicken



c

Thematic Phonics-Based Writing Center


Chicken



h


Thematic Phonics-Based Writing Center

Chicken




Thematic Phonics-Based Writing Center

Chicken




Thematic Phonics-Based Writing Center

Chicken




Thematic Phonics-Based Writing Center

Chicken



Thematic Phonics-Based Writing Center

Chicken



Thematic Phonics-Based Writing Center

Chicken




Thematic Phonics-Based Writing Center

Chicken




Thematic Phonics-Based Writing Center

Chicken



Thematic Phonics-Based Writing Center




Chicken

h

Thematic Phonics-Based Writing Center

Tara West - Little Minds at Work




Chicken

r

Thematic Phonics-Based Writing Center

Tara West - Little Minds at Work



Chicken

e

Thematic Phonics-Based Writing Center

Tara West - Little Minds at Work




Chicken

f

Thematic Phonics-Based Writing Center

Tara West - Little Minds at Work



Chicken

b

Thematic Phonics-Based Writing Center

Tara West – Little Minds at Work




Chicken

b

Thematic Phonics-Based Writing Center

Tara West – Little Minds at Work




Chicken

c

Thematic Phonics-Based Writing Center

Tara West – Little Minds at Work




Chicken

h

Thematic Phonics-Based Writing Center


Tara West – Little Minds at Work



Chicken

Thematic Phonics-Based Writing Center


Tara West – Little Minds at Work



Chicken

Thematic Phonics-Based Writing Center

Tara West – Little Minds at Work



Chicken

Thematic Phonics-Based Writing Center


Tara West – Little Minds at Work



Chicken

Thematic Phonics-Based Writing Center

Tara West – Little Minds at Work



Chicken

Thematic Phonics-Based Writing Center


Tara West – Little Minds at Work



Chicken

Thematic Phonics-Based Writing Center


Tara West – Little Minds at Work



Chicken

Thematic Phonics-Based Writing Center


Tara West – Little Minds at Work



Chicken

Thematic Phonics-Based Writing Center


Tara West – Little Minds at Work



Chicken

Thematic Phonics-Based Writing Center


Tara West – Little Minds at Work



Chicken

Thematic Phonics-Based Writing Center


Tara West – Little Minds at Work



Chicken

Thematic Phonics-Based Writing Center


Tara West – Little Minds at Work



Chicken

Thematic Phonics-Based Writing Center


Tara West – Little Minds at Work



Chicken

Thematic Phonics-Based Writing Center


Tara West – Little Minds at Work



Chicken

Thematic Phonics-Based Writing Center


Tara West – Little Minds at Work



Chicken

Thematic Phonics-Based Writing Center

Tara West – Little Minds at Work





Chicken

Thematic Phonics-Based Writing Center

Tara West – Little Minds at Work



Illustrate a story about...




Thematic Phonics-Based Writing Center

Tara West – Little Minds at Work



Illustrate a story about...





Thematic Phonics-Based Writing Center

Tara West – Little Minds at Work



Illustrate a story about...




Thematic Phonics-Based Writing Center

Tara West – Little Minds at Work




Teacher Clip Art Guide




hen



rooster



eggs




basket




farmer



barn



coop



hay



Teacher-Led Story Starters

- Illustrate and label a pile of hay.
- What do hen's live in that starts with /k/? Illustrate it.
- We use this to carry things like eggs, and it starts with /b/. Illustrate it.
- Illustrate and label yourself as a farmer.
- Hens lay these. It starts with /e/. Illustrate and label them.
- This animal is a male chicken and starts with /r/. Illustrate it.
- Animals live in here and it is red. It starts with /b/. Illustrate and label it.
- It starts with /h/ and lays eggs. Illustrate it.

Name:




Label and
Color

Directions: Label and color.























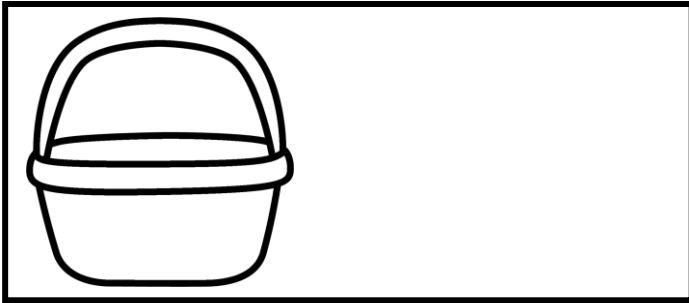
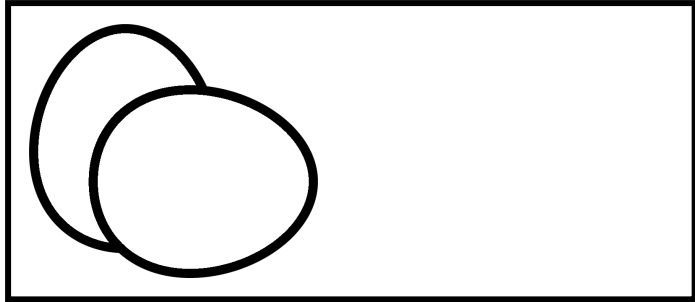
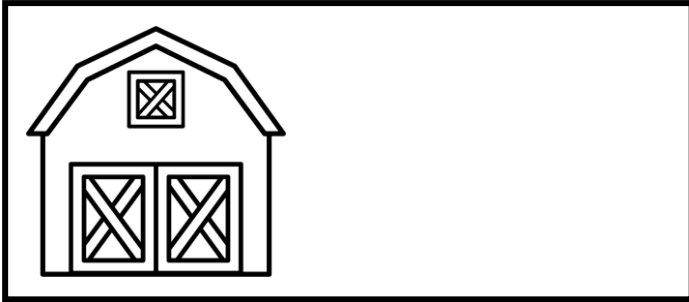


Name: _____



Cut, Color,
and Glue

Directions: Cut, color, and glue.



b

h

f

e

r

c

h


b

Name:



**Pull, Illustrate,
and Label**

Directions: Pull, illustrate, label.

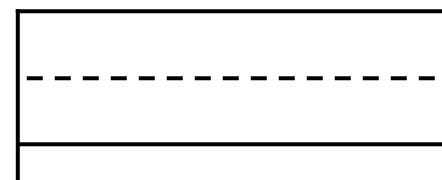

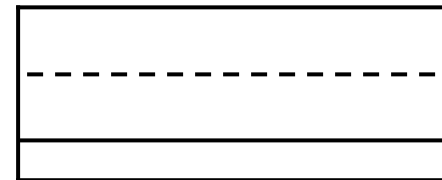

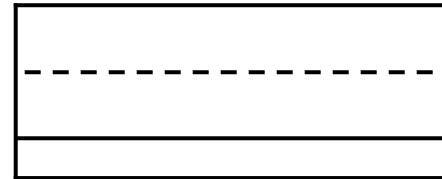

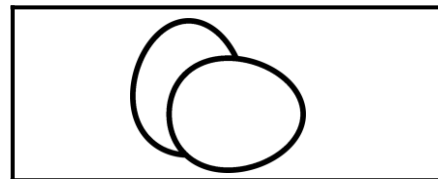
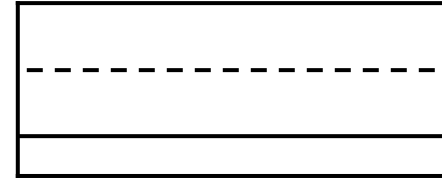


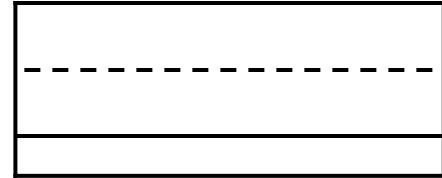
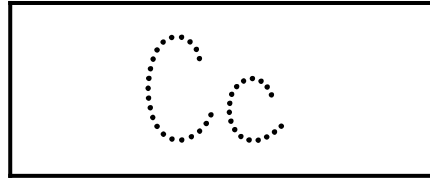
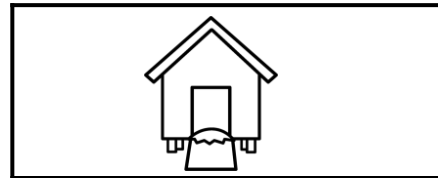
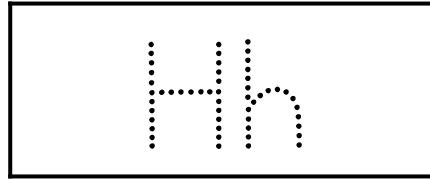
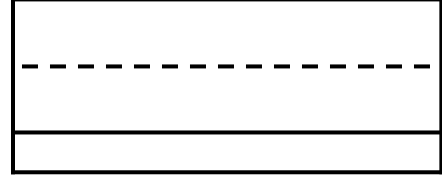
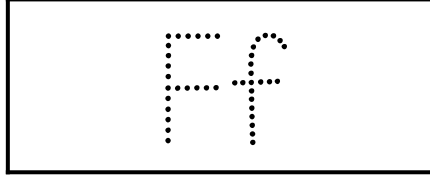
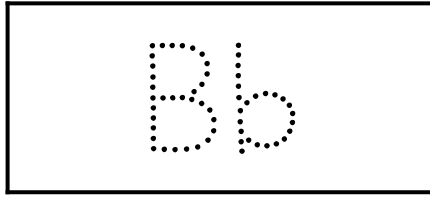
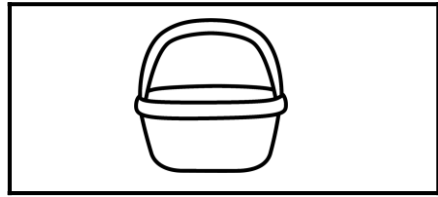


Name:



Say, Trace,
and Write it!

Directions: Say, trace, and write it.




Name: _____



Label, Color,
and Write

Directions: Label, color, and write.





Name: _____




Label, Color,
and Write

Directions: Label, color, and write.



Label box for the hen, consisting of a solid top half and a dashed bottom half.

Five empty label boxes, each with a solid top half and a dashed bottom half, for labeling the hen.



Label box for the barn, consisting of a solid top half and a dashed bottom half.


Five empty label boxes, each with a solid top half and a dashed bottom half, for labeling the barn.

Name: _____



Label, Color,
and Write

Directions: Label, color, and write.



Blank box with a dashed line for writing.


Blank box with a dashed line for writing.

Blank box with a dashed line for writing.

Blank box with a dashed line for writing.

Blank box with a dashed line for writing.

Blank box with a dashed line for writing.



Blank box with a dashed line for writing.

Blank box with a dashed line for writing.

Blank box with a dashed line for writing.

Blank box with a dashed line for writing.

Blank box with a dashed line for writing.

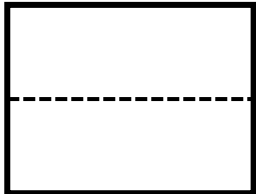
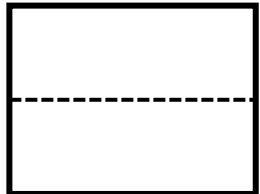
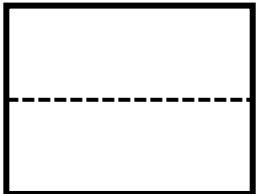
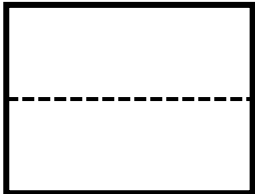
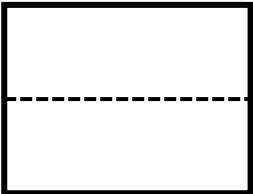
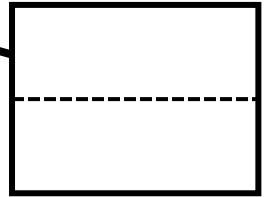
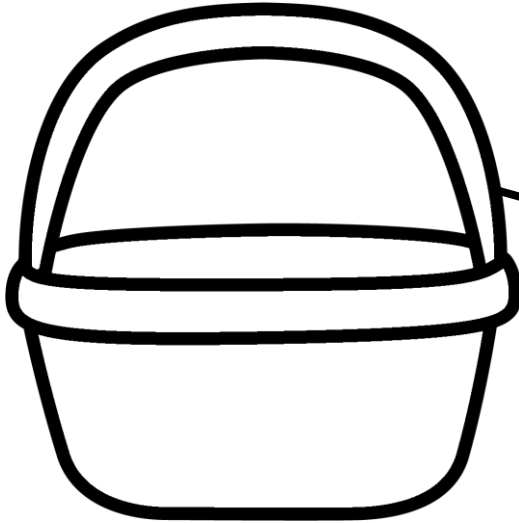
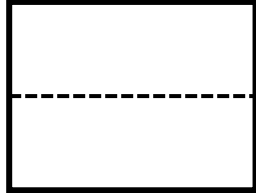
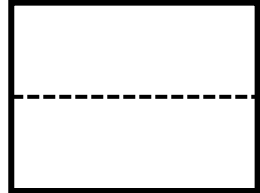
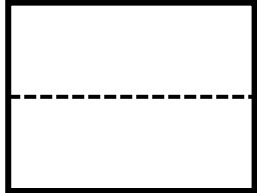
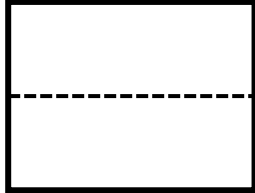
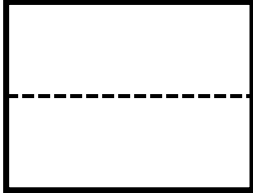
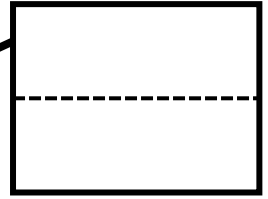

Blank box with a dashed line for writing.

Name: _____



Label, Color,
and Write

Directions: Label, color, and write.




Name: _____






Label and Choose

Directions: Label, choose, and color.


























Color, Label, and Write




Chicken

Name:

Color, Label, and Write



Cut, Color,
and Label




Chicken

Name: _____


Thematic Phonics-Based Writing Center

Tara West – Little Minds at Work

h



r



e




f




b




b




c








h




Cut, Color,
and Label



Chicken



Name: _____

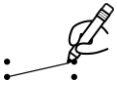



Label,
Match, Color

Directions: Label, match, color.



Label It.



Match It.

• r


• h

• b

• c



Name:



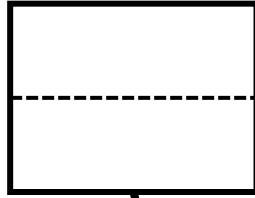
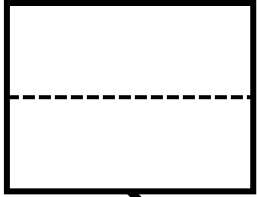


Label,
Match, Color

Directions: Label, match, color.



Label It.




Match It.

• f

• b

• h

• e




Name: _____



Read and Trace

Directions: Trace the letters.

A	B	C	D	E
F	G	H	I	J
K	L	M	N	O
P	Q	R	S	T
U	V	W		
X	Y	Z		

Name: _____



Read and Trace

Directions: Trace the letters.

d

b

c

d

e

f

g

h

i

j

k

l

m

n

o

p

q

r

s

t

u


v

w

x

y

z




Name: _____



Read and Trace

Directions: Trace the letters.

Aa	Bb	Cc	Dd	Ee
Ff	Gg	Hh	Ii	Jj
Kk	Ll	Mm	Nn	Oo
Pp	Qq	Rr	Ss	Tt
Uu	Vv	Ww		
Xx	Yy	Zz		



Name: _____




Read and Trace

Directions: Trace and write the letters.

d

z






Name: _____



Read and Trace

Directions: Trace and write the letters.



Name: _____





Read and Trace

Directions: Trace and write the letters.


A a

Z z






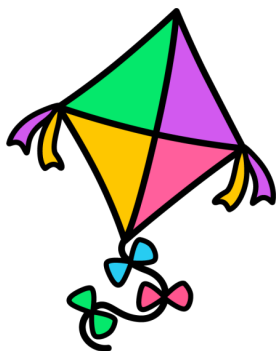
t



r




b




k


Spring



n



r




l



u


Spring



t

Thematic Phonics-Based Writing Center


Spring



r

Thematic Phonics-Based Writing Center

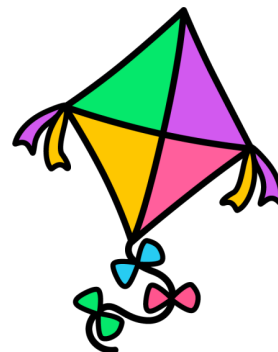
Spring



b

Thematic Phonics-Based Writing Center


Spring



k

Thematic Phonics-Based Writing Center

Spring



n

Thematic Phonics-Based Writing Center


Spring



r

Thematic Phonics-Based Writing Center

Spring



l

Thematic Phonics-Based Writing Center


Spring



u


Thematic Phonics-Based Writing Center

Spring



Thematic Phonics-Based Writing Center

Spring



Thematic Phonics-Based Writing Center

Spring




Thematic Phonics-Based Writing Center

Spring



Thematic Phonics-Based Writing Center

Spring



Thematic Phonics-Based Writing Center

Spring



Thematic Phonics-Based Writing Center

Spring




Thematic Phonics-Based Writing Center

Spring



Thematic Phonics-Based Writing Center




Spring

t

Thematic Phonics-Based Writing Center

Tara West – Little Minds at Work




Spring

r

Thematic Phonics-Based Writing Center

Tara West – Little Minds at Work

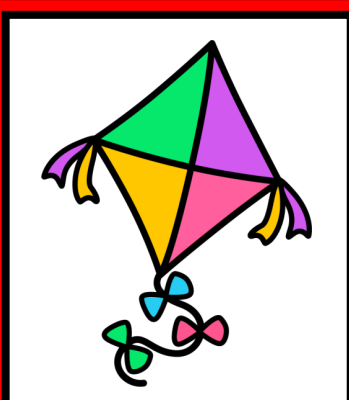


Spring

b

Thematic Phonics-Based Writing Center

Tara West – Little Minds at Work




Spring

k

Thematic Phonics-Based Writing Center

Tara West – Little Minds at Work



Spring

n

Thematic Phonics-Based Writing Center

Tara West – Little Minds at Work




Spring

r

Thematic Phonics-Based Writing Center

Tara West – Little Minds at Work



Spring

l

Thematic Phonics-Based Writing Center

Tara West – Little Minds at Work




Spring

u

Thematic Phonics-Based Writing Center


Tara West – Little Minds at Work



Spring

Thematic Phonics-Based Writing Center


Tara West – Little Minds at Work



Spring

Thematic Phonics-Based Writing Center

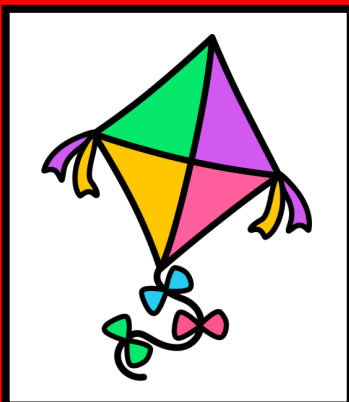
Tara West – Little Minds at Work



Spring

Thematic Phonics-Based Writing Center


Tara West – Little Minds at Work



Spring

Thematic Phonics-Based Writing Center

Tara West – Little Minds at Work



Spring

Thematic Phonics-Based Writing Center


Tara West – Little Minds at Work



Spring

Thematic Phonics-Based Writing Center

Tara West – Little Minds at Work



Spring

Thematic Phonics-Based Writing Center


Tara West – Little Minds at Work



Spring

Thematic Phonics-Based Writing Center


Tara West – Little Minds at Work



Spring

Thematic Phonics-Based Writing Center


Tara West – Little Minds at Work



Spring

Thematic Phonics-Based Writing Center

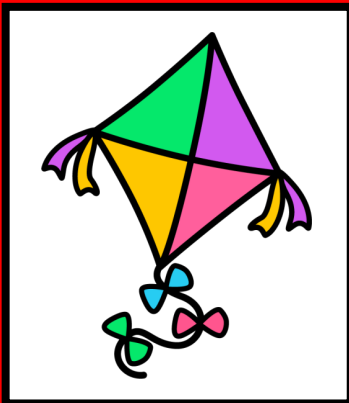
Tara West – Little Minds at Work



Spring

Thematic Phonics-Based Writing Center


Tara West – Little Minds at Work



Spring

Thematic Phonics-Based Writing Center

Tara West – Little Minds at Work



Spring

Thematic Phonics-Based Writing Center


Tara West – Little Minds at Work



Spring

Thematic Phonics-Based Writing Center

Tara West – Little Minds at Work



Spring

Thematic Phonics-Based Writing Center

Tara West – Little Minds at Work



Spring

Thematic Phonics-Based Writing Center

Tara West – Little Minds at Work



Illustrate a story about...

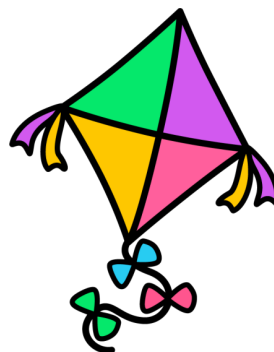



Thematic Phonics-Based Writing Center

Tara West – Little Minds at Work



Illustrate a story about...





Thematic Phonics-Based Writing Center

Tara West – Little Minds at Work



Illustrate a story about...




Thematic Phonics-Based Writing Center

Tara West – Little Minds at Work



Teacher Clip Art Guide




turtle



rabbit



butterfly



nest



kite




rain



lightning




umbrella



Teacher-Led Story Starters


- Illustrate and label a colorful butterfly.
- What do we fly in the sky on a windy day that starts with /k/? Illustrate it.
- We use this to keep from getting wet in the rain, and it starts with /u/. Illustrate it.
- Illustrate and label lightning in the sky.
- This animal has two ears and a fluffy tail. It starts with /r/. Illustrate it.
- Birds build this to live in. It starts with /n/. Illustrate and label it.
- This is wet and comes from the sky. It starts with /r/. Illustrate and label it.
- It starts with /t/ and has a hard green shell. Illustrate it.


Name: _____





Label and
Color

Directions: Label and color.




















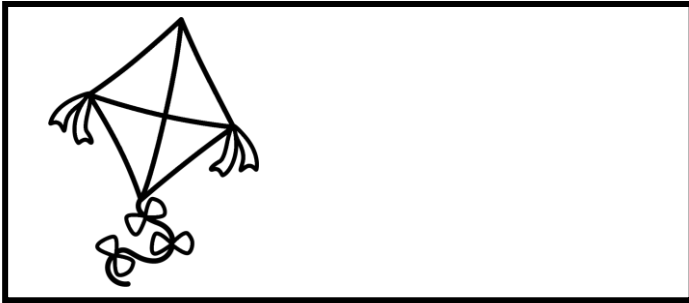



Name: _____



Cut, Color,
and Glue

Directions: Cut, color, and glue.



k

l

t

r


r

n

u


b

Name:



**Pull, Illustrate,
and Label**

Directions: Pull, illustrate, label.



Name:



Say, Trace,
and Write it!

Directions: Say, trace, and write it.



Bb

Blank writing lines for the letter Bb.




Rr

Blank writing lines for the letter Rr.



Tt

Blank writing lines for the letter Tt.



Nn

Blank writing lines for the letter Nn.



Uu

Blank writing lines for the letter Uu.



Kk

Blank writing lines for the letter Kk.



Rr

Blank writing lines for the letter Rr.



Ll



Blank writing lines for the letter Ll.

Name: _____



Label, Color,
and Write

Directions: Label, color, and write.


A rectangular box with a dashed horizontal line across the middle. A line connects the top right corner of the box to the rabbit's ear.A rectangular box with a dashed horizontal line across the middle.A rectangular box with a dashed horizontal line across the middle.A rectangular box with a dashed horizontal line across the middle.A rectangular box with a dashed horizontal line across the middle.A rectangular box with a dashed horizontal line across the middle.A rectangular box with a dashed horizontal line across the middle. A line connects the top right corner of the box to the bee's tail.A rectangular box with a dashed horizontal line across the middle.A rectangular box with a dashed horizontal line across the middle.A rectangular box with a dashed horizontal line across the middle.A rectangular box with a dashed horizontal line across the middle.A rectangular box with a dashed horizontal line across the middle.


Name: _____



Label, Color,
and Write

Directions: Label, color, and write.







Name: _____



Label, Color,
and Write

Directions: Label, color, and write.







Name: _____



Label, Color,
and Write

Directions: Label, color, and write.











Name: _____









Label and
Choose

Directions: Label, choose, and color.


	_____ ----- _____		_____ ----- _____	
---	-------------------------	---	-------------------------	---

	_____ ----- _____		_____ ----- _____	
--	-------------------------	---	-------------------------	---

	_____ ----- _____		_____ ----- _____	
--	-------------------------	---	-------------------------	---

	_____ ----- _____		_____ ----- _____	
--	-------------------------	---	-------------------------	---


Color, Label, and Write




Spring

Name:

Color, Label, and Write




Cut, Color,
and Label




Spring

Name: _____


t




r




b




k




n




r




l









u



Cut, Color,
and Label



Spring



Name:

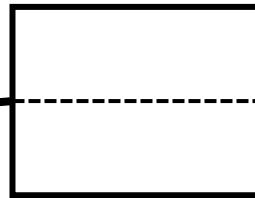


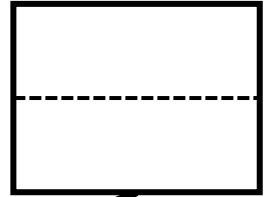
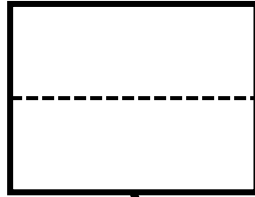


Label,
Match, Color

Directions: Label, match, color.



Label It.



Match It.

• r

• l

• b

• r



Name: _____




Label,
Match, Color

Directions: Label, match, color.



Label It.



Match It.

• u


• t

• k

• n



Name: _____




Read and Trace

Directions: Trace the letters.

A	B	C	D	E
F	G	H	I	J
K	L	M	N	O
P	Q	R	S	T
U	V	W	A larger black and white line drawing of the same girl from the top right, standing behind a fence with two flowers and a bird.	
X	Y	Z		

Name: _____



Read and Trace

Directions: Trace the letters.

a

b

c

d

e

f

g

h

i

j

k

l

m

n

o

p

q

r

s

t

u


v

w

x

y

z



Name: _____




Read and Trace

Directions: Trace the letters.

Aa	Bb	Cc	Dd	Ee
Ff	Gg	Hh	Ii	Jj
Kk	Ll	Mm	Nn	Oo
Pp	Qq	Rr	Ss	Tt
Uu	Vv	Ww	A black and white line drawing of a young girl with curly hair and a bow, smiling. She is standing behind a fence with two flowers. A small bird is perched on the fence to her left.	
Xx	Yy	Zz		

Name: _____




Read and Trace


Directions: Trace and write the letters.

d

z






Name: _____



Read and Trace

Directions: Trace and write the letters.



Name: _____





Read and Trace

Directions: Trace and write the letters.

A a

Z z







p



t




d





t

Animals




t



s




c



d

Animals



p

Thematic Phonics-Based Writing Center


Animals



t

Thematic Phonics-Based Writing Center


Animals



d

Thematic Phonics-Based Writing Center


Animals



t

Thematic Phonics-Based Writing Center


Animals



t

Thematic Phonics-Based Writing Center


Animals



s

Thematic Phonics-Based Writing Center


Animals



c

Thematic Phonics-Based Writing Center


Animals



d

Thematic Phonics-Based Writing Center

Animals




Thematic Phonics-Based Writing Center

Animals




Thematic Phonics-Based Writing Center

Animals



Thematic Phonics-Based Writing Center

Animals




Thematic Phonics-Based Writing Center

Animals



Thematic Phonics-Based Writing Center

Animals




Thematic Phonics-Based Writing Center

Animals




Thematic Phonics-Based Writing Center

Animals



Thematic Phonics-Based Writing Center




Animals

p

Thematic Phonics-Based Writing Center

Tara West – Little Minds at Work




Animals

t

Thematic Phonics-Based Writing Center

Tara West – Little Minds at Work




Animals

d

Thematic Phonics-Based Writing Center

Tara West – Little Minds at Work




Animals

t

Thematic Phonics-Based Writing Center

Tara West – Little Minds at Work




Animals

t

Thematic Phonics-Based Writing Center

Tara West – Little Minds at Work




Animals

s

Thematic Phonics-Based Writing Center

Tara West – Little Minds at Work




Animals

c

Thematic Phonics-Based Writing Center

Tara West – Little Minds at Work




Animals

d

Thematic Phonics-Based Writing Center

Tara West – Little Minds at Work




Animals

Blank writing area for the horse illustration.

Thematic Phonics-Based Writing Center

Tara West – Little Minds at Work




Animals

Blank writing area for the tiger illustration.

Thematic Phonics-Based Writing Center

Tara West – Little Minds at Work




Animals

Blank writing area for the dinosaur illustration.

Thematic Phonics-Based Writing Center

Tara West – Little Minds at Work




Animals

Blank writing area for the fish tank illustration.

Thematic Phonics-Based Writing Center

Tara West – Little Minds at Work




Animals

Blank writing area for the first row.

Thematic Phonics-Based Writing Center

Tara West – Little Minds at Work




Animals

Blank writing area for the second row.

Thematic Phonics-Based Writing Center

Tara West – Little Minds at Work




Animals

Blank writing area for the third row.

Thematic Phonics-Based Writing Center

Tara West – Little Minds at Work




Animals

Blank writing area for the fourth row.

Thematic Phonics-Based Writing Center

Tara West – Little Minds at Work




Animals

Three horizontal lines for writing: a solid top line, a dashed middle line, and a solid bottom line.

Thematic Phonics-Based Writing Center

Tara West – Little Minds at Work




Animals

Three horizontal lines for writing: a solid top line, a dashed middle line, and a solid bottom line.

Thematic Phonics-Based Writing Center

Tara West – Little Minds at Work




Animals

Three horizontal lines for writing: a solid top line, a dashed middle line, and a solid bottom line.

Thematic Phonics-Based Writing Center

Tara West – Little Minds at Work




Animals

Three horizontal lines for writing: a solid top line, a dashed middle line, and a solid bottom line.

Thematic Phonics-Based Writing Center


Tara West – Little Minds at Work



Animals

Thematic Phonics-Based Writing Center


Tara West – Little Minds at Work



Animals

Thematic Phonics-Based Writing Center


Tara West – Little Minds at Work



Animals

Thematic Phonics-Based Writing Center

Tara West – Little Minds at Work




Animals

Thematic Phonics-Based Writing Center

Tara West – Little Minds at Work




Illustrate a story about...





Thematic Phonics-Based Writing Center

Tara West – Little Minds at Work



Illustrate a story about...




Thematic Phonics-Based Writing Center

Tara West – Little Minds at Work



Illustrate a story about...



Thematic Phonics-Based Writing Center

Tara West – Little Minds at Work




Teacher Clip Art Guide



pony




tiger




dinosaur



turtle




tank



snake



cave




dolphin



Teacher-Led Story Starters


- Illustrate and label the long tongue of a snake.
- What swims and jumps in the ocean and starts with /d/? Illustrate it.
- Snakes live in this, and it starts with /k/. Illustrate it.
- Illustrate and label yourself riding a pony.
- This animal has a hard shell, and it starts with /t/. Illustrate it.
- This animal is long and can hiss. It starts with /s/. Illustrate and label it.
- This animal has black stripes and is a big cat. It starts with /t/. Illustrate and label it.
- This animal starts with /d/ and is extinct. Illustrate it.


Name:





Label and
Color


Directions: Label and color.


















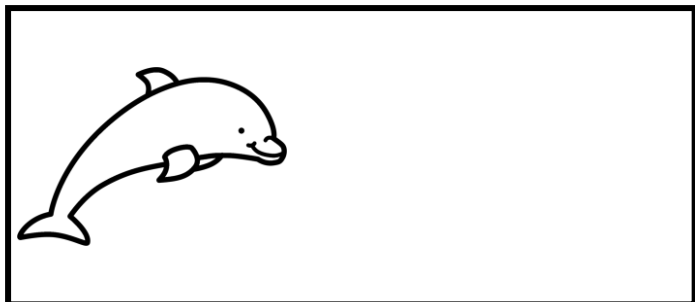








Name: _____



Cut, Color,
and Glue

Directions: Cut, color, and glue.



t

d

d

s

t

h

t


c

Name:



Pull, Illustrate,
and Label

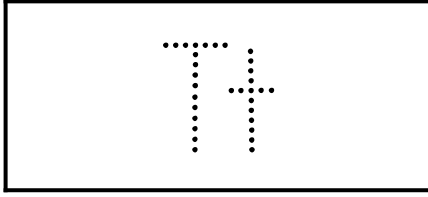

Directions: Pull, illustrate, label.



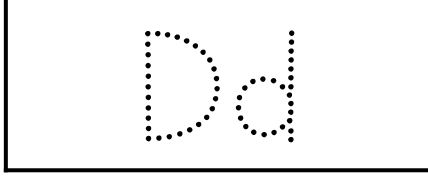

Name: _____



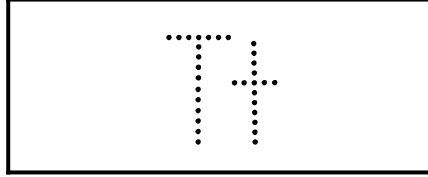

Directions: Say, trace, and write it.



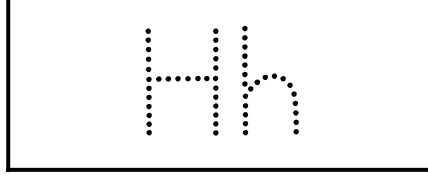
Blank writing lines for the letter Tt.



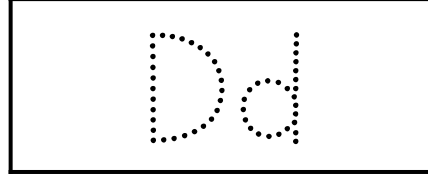

Blank writing lines for the letter Dd.



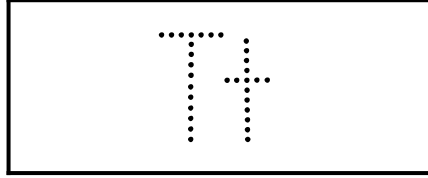

Blank writing lines for the letter Tt.




Blank writing lines for the letter Hh.





Blank writing lines for the letter Dd.



Blank writing lines for the letter Tt.



Blank writing lines for the letter Ss.




Blank writing lines for the letter Cc.


Name: _____



Label, Color,
and Write

Directions: Label, color, and write.






Name: _____



Label, Color,
and Write

Directions: Label, color, and write.



Label box with a dashed line for writing.


Blank writing box with a dashed line.

Blank writing box with a dashed line.

Blank writing box with a dashed line.

Blank writing box with a dashed line.

Blank writing box with a dashed line.



Label box with a dashed line for writing.

Blank writing box with a dashed line.

Blank writing box with a dashed line.

Blank writing box with a dashed line.

Blank writing box with a dashed line.


Blank writing box with a dashed line.

Name: _____




Label, Color,
and Write

Directions: Label, color, and write.



--	--	--	--	--



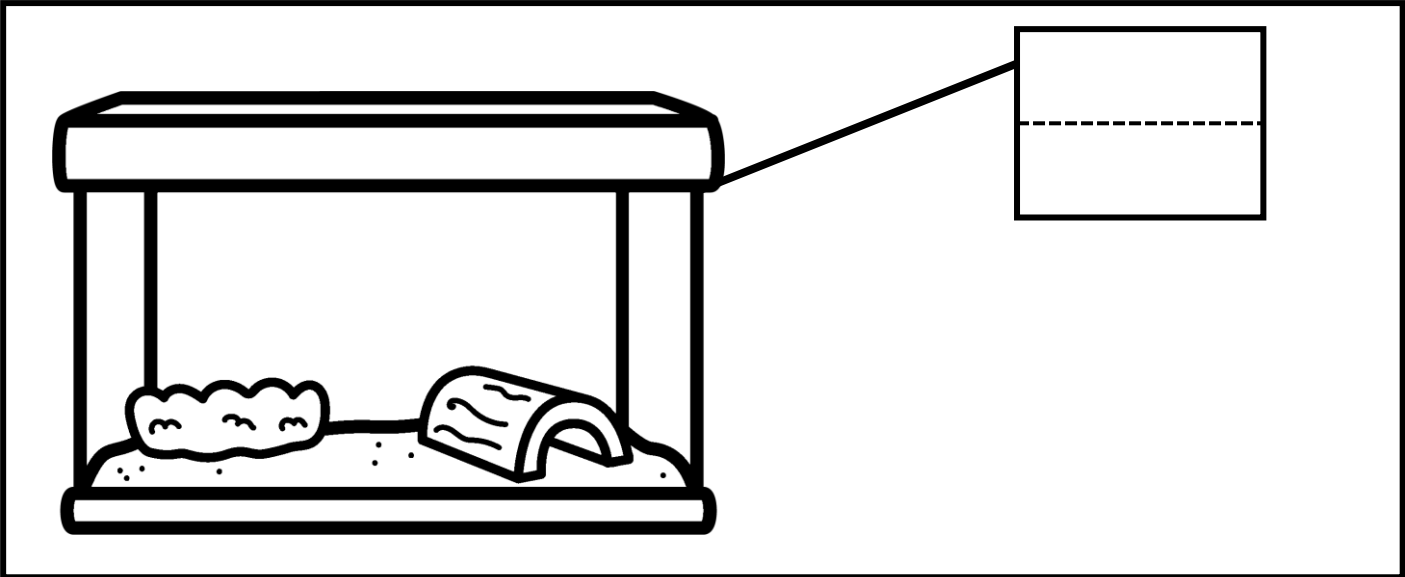
--	--	--	--	--

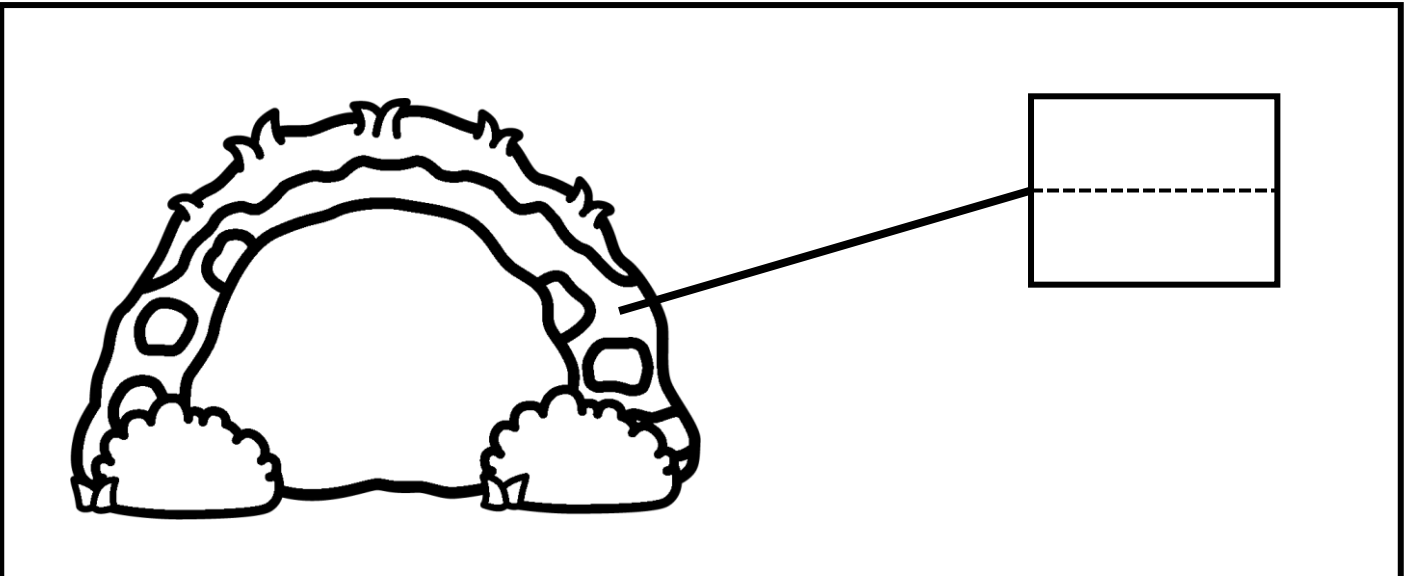
Name: _____




Label, Color,
and Write

Directions: Label, color, and write.













Name: _____











Label and Choose

Directions: Label, choose, and color.


	_____ ----- _____	 	_____ ----- _____	
--	-------------------------	--	-------------------------	---

	_____ ----- _____	 	_____ ----- _____	
--	-------------------------	--	-------------------------	---

	_____ ----- _____	 	_____ ----- _____	
--	-------------------------	--	-------------------------	---

	_____ ----- _____	 	_____ ----- _____	
--	-------------------------	--	-------------------------	---


Color, Label, and Write




Animals

Name:

Color, Label, and Write





Cut, Color,
and Label


Animals

Name:


Thematic Phonics-Based Writing Center

Tara West – Little Minds at Work


p




t




d




t




C




s




t










d




Cut, Color,
and Label



Animals



Name:

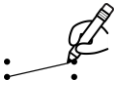



Label,
Match, Color

Directions: Label, match, color.



Label It.




Match It.

• t


• c

• s

• t



Name:




Label,
Match, Color

Directions: Label, match, color.



Label It.




Match It.

• d


• t

• h

• d



Name: _____




Read and Trace

Directions: Trace the letters.


A	B	C	D	E
F	G	H	I	J
K	L	M	N	O
P	Q	R	S	T
U	V	W	A larger version of the cartoon dinosaur from the top right, standing and facing right. It is positioned in the bottom right corner of the page, overlapping the last two rows of the letter grid.	
X	Y	Z		

Name: _____




Read and Trace

Directions: Trace the letters.

d	b	c	d	e
f	g	h	i	j
k	l	m	n	o
p	q	r	s	t
u	v	w		
x	y	z		

Name: _____




Read and Trace

Directions: Trace the letters.

Aa	Bb	Cc	Dd	Ee
Ff	Gg	Hh	Ii	Jj
Kk	Ll	Mm	Nn	Oo
Pp	Qq	Rr	Ss	Tt
Uu	Vv	Ww		
Xx	Yy	Zz		

A larger version of the cartoon dinosaur from the top right, positioned in the bottom right corner of the page. It is standing and facing right.

Name: _____




Read and Trace


Directions: Trace and write the letters.

d

z



Name: _____





Read and Trace

Directions: Trace and write the letters.

A a

Z z






s



b




p



p


Summer



s



s




b



l

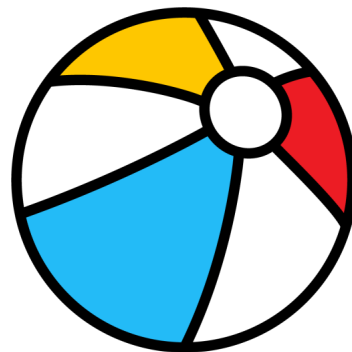
Summer



s

Thematic Phonics-Based Writing Center


Summer



b

Thematic Phonics-Based Writing Center

Summer



p

Thematic Phonics-Based Writing Center

Summer



p

Thematic Phonics-Based Writing Center

Summer



s

Thematic Phonics-Based Writing Center

Summer



b

Thematic Phonics-Based Writing Center

Summer



s

Thematic Phonics-Based Writing Center


Summer



i

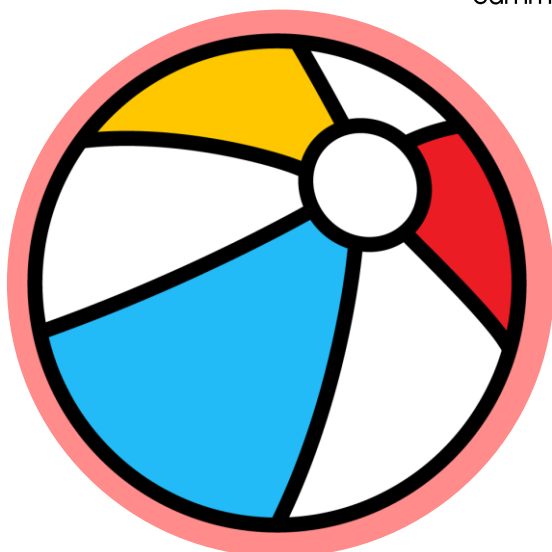
Thematic Phonics-Based Writing Center

Summer



Thematic Phonics-Based Writing Center

Summer




Thematic Phonics-Based Writing Center

Summer



Thematic Phonics-Based Writing Center

Summer



Thematic Phonics-Based Writing Center

Summer



Thematic Phonics-Based Writing Center

Summer



Thematic Phonics-Based Writing Center

Summer




Thematic Phonics-Based Writing Center

Summer



Thematic Phonics-Based Writing Center



Summer

S

Thematic Phonics-Based Writing Center

Tara West – Little Minds at Work




Summer

b

Thematic Phonics-Based Writing Center

Tara West – Little Minds at Work



Summer

p

Thematic Phonics-Based Writing Center

Tara West – Little Minds at Work



Summer

p

Thematic Phonics-Based Writing Center

Tara West – Little Minds at Work



Summer

S

Thematic Phonics-Based Writing Center

Tara West – Little Minds at Work




Summer

S

Thematic Phonics-Based Writing Center

Tara West – Little Minds at Work



Summer

b

Thematic Phonics-Based Writing Center

Tara West – Little Minds at Work




Summer

i

Thematic Phonics-Based Writing Center

Tara West – Little Minds at Work



Summer

Thematic Phonics-Based Writing Center


Tara West – Little Minds at Work



Summer

Thematic Phonics-Based Writing Center

Tara West – Little Minds at Work



Summer

Thematic Phonics-Based Writing Center

Tara West – Little Minds at Work



Summer

Thematic Phonics-Based Writing Center

Tara West – Little Minds at Work



Summer

Thematic Phonics-Based Writing Center


Tara West – Little Minds at Work



Summer

Thematic Phonics-Based Writing Center

Tara West – Little Minds at Work



Summer

Thematic Phonics-Based Writing Center


Tara West – Little Minds at Work



Summer

Thematic Phonics-Based Writing Center

Tara West – Little Minds at Work



Summer

Three horizontal lines for handwriting practice: a solid top line, a dashed middle line, and a solid bottom line.

Thematic Phonics-Based Writing Center

Tara West – Little Minds at Work




Summer

Three horizontal lines for handwriting practice: a solid top line, a dashed middle line, and a solid bottom line.

Thematic Phonics-Based Writing Center

Tara West – Little Minds at Work



Summer

Three horizontal lines for handwriting practice: a solid top line, a dashed middle line, and a solid bottom line.

Thematic Phonics-Based Writing Center

Tara West – Little Minds at Work



Summer

Three horizontal lines for handwriting practice: a solid top line, a dashed middle line, and a solid bottom line.

Thematic Phonics-Based Writing Center

Tara West – Little Minds at Work



Summer

Thematic Phonics-Based Writing Center


Tara West – Little Minds at Work



Summer

Thematic Phonics-Based Writing Center

Tara West – Little Minds at Work



Summer

Thematic Phonics-Based Writing Center


Tara West – Little Minds at Work



Summer

Thematic Phonics-Based Writing Center

Tara West – Little Minds at Work



Illustrate a story about...



Thematic Phonics-Based Writing Center

Tara West – Little Minds at Work




Illustrate a story about...





Thematic Phonics-Based Writing Center

Tara West – Little Minds at Work



Illustrate a story about...




Thematic Phonics-Based Writing Center

Tara West – Little Minds at Work




Teacher Clip Art Guide



sun



ball



popsicle




swim



pool



surf



beach




lemonade



Teacher-Led Story Starters

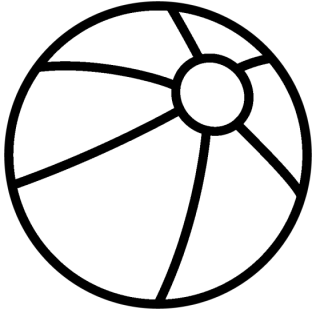
- Illustrate and label a delicious popsicle.
- This a yellow drink that starts with /l/. Illustrate it.
- This place has sand and water, and it starts with /b/. Illustrate it.
- Illustrate and label a big pool.
- You do this in a body of water, and it starts with /s/. Illustrate it.
- This is hot and yellow in the sky. It starts with /s/. Illustrate and label it.
- You do this on a board in the ocean. It starts with /s/. Illustrate and label it.
- It starts with /b/, and you can play catch with it. Illustrate it.

Name:

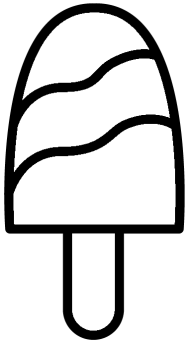



Label and
Color


Directions: Label and color.























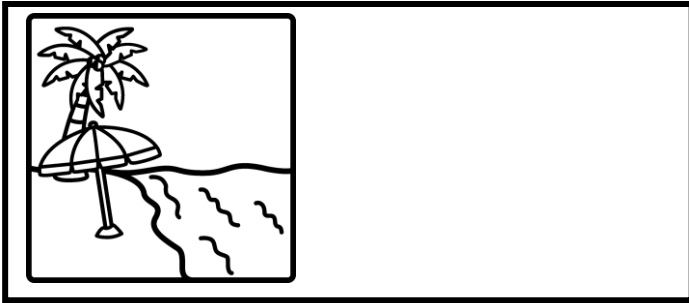



Name: _____



Cut, Color,
and Glue

Directions: Cut, color, and glue.




p
s

s
b

l
p


s
b

Name: _____




**Pull, Illustrate,
and Label**

Directions: Pull, illustrate, label.

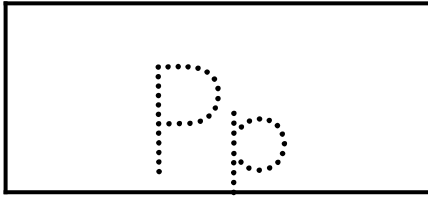



Name: _____




Say, Trace,
and Write it!


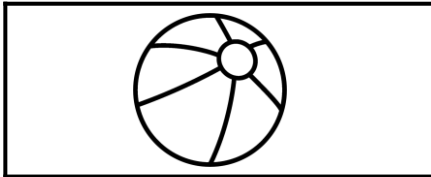
Directions: Say, trace, and write it.





Blank writing lines for the letter Pp.





Blank writing lines for the letter Ss.




Blank writing lines for the letter Bb.





Blank writing lines for the letter Pp.





Blank writing lines for the letter Ss.



Blank writing lines for the letter Ll.




Blank writing lines for the letter Bb.



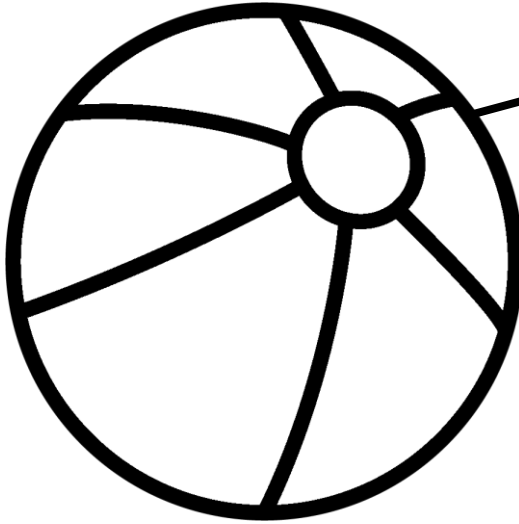
Blank writing lines for the letter Ss.

Name: _____



Label, Color,
and Write

Directions: Label, color, and write.



A rectangular box with a dashed horizontal line across the middle, intended for labeling the beach ball.


A rectangular box with a dashed horizontal line across the middle, intended for writing.

A rectangular box with a dashed horizontal line across the middle, intended for writing.

A rectangular box with a dashed horizontal line across the middle, intended for writing.

A rectangular box with a dashed horizontal line across the middle, intended for writing.

A rectangular box with a dashed horizontal line across the middle, intended for writing.



A rectangular box with a dashed horizontal line across the middle, intended for labeling the sun.

A rectangular box with a dashed horizontal line across the middle, intended for writing.


A rectangular box with a dashed horizontal line across the middle, intended for writing.

A rectangular box with a dashed horizontal line across the middle, intended for writing.

A rectangular box with a dashed horizontal line across the middle, intended for writing.


A rectangular box with a dashed horizontal line across the middle, intended for writing.

Name: _____



Label, Color,
and Write

Directions: Label, color, and write.



Label box with a dashed line for writing.


Blank writing box with a dashed line.

Blank writing box with a dashed line.

Blank writing box with a dashed line.

Blank writing box with a dashed line.

Blank writing box with a dashed line.



Label box with a dashed line for writing.

Blank writing box with a dashed line.


Blank writing box with a dashed line.

Blank writing box with a dashed line.

Blank writing box with a dashed line.

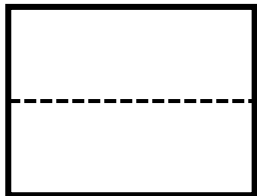
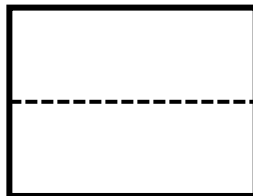
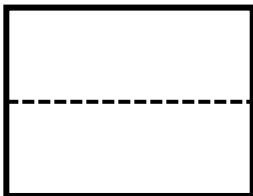
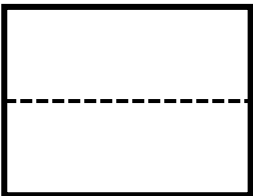
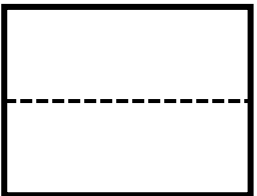
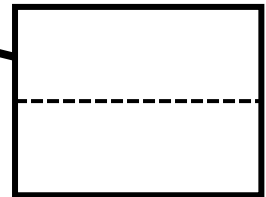

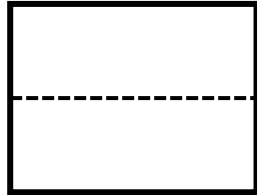
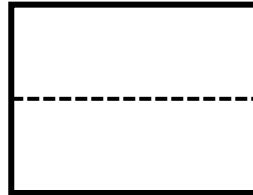
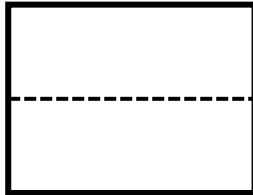
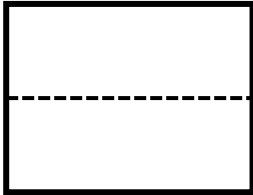
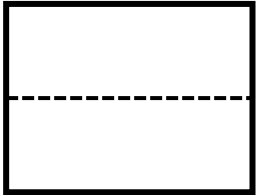
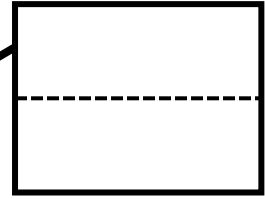

Blank writing box with a dashed line.

Name: _____




Label, Color,
and Write

Directions: Label, color, and write.




Name: _____



Label, Color,
and Write

Directions: Label, color, and write.



A rectangular box with a dashed horizontal line in the middle, intended for labeling the image of the pancakes.


A rectangular box with a dashed horizontal line in the middle, intended for writing.

A rectangular box with a dashed horizontal line in the middle, intended for writing.

A rectangular box with a dashed horizontal line in the middle, intended for writing.

A rectangular box with a dashed horizontal line in the middle, intended for writing.

A rectangular box with a dashed horizontal line in the middle, intended for writing.



A rectangular box with a dashed horizontal line in the middle, intended for labeling the image of the baby.

A rectangular box with a dashed horizontal line in the middle, intended for writing.


A rectangular box with a dashed horizontal line in the middle, intended for writing.

A rectangular box with a dashed horizontal line in the middle, intended for writing.

A rectangular box with a dashed horizontal line in the middle, intended for writing.

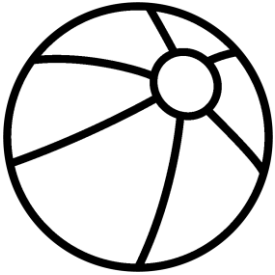
A rectangular box with a dashed horizontal line in the middle, intended for writing.


Name: _____

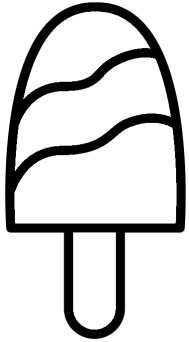





Label and Choose


Directions: Label, choose, and color.




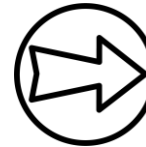




















Color, Label, and Write




Summer

Name:

Color, Label, and Write



Cut, Color,
and Label




Summer

Name:


Thematic Phonics-Based Writing Center

Tara West – Little Minds at Work


s



b




p




p




s




s




b







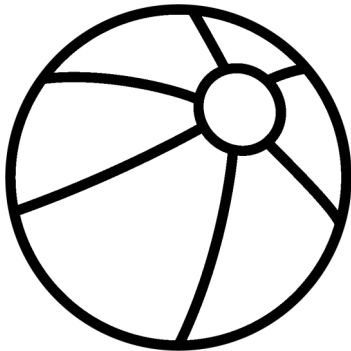


l




Cut, Color,
and Label



Summer



Name:

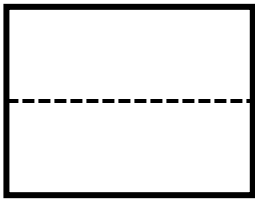



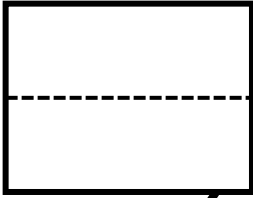


Label,
Match, Color

Directions: Label, match, color.



Label It.




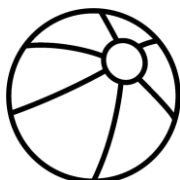
Match It.

• b


• s

• b

• s



Name:

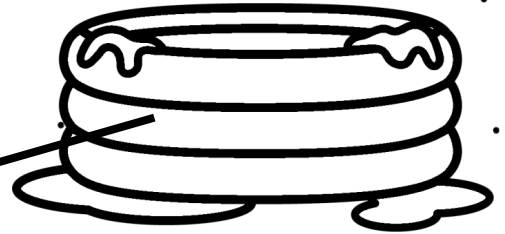
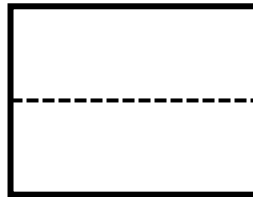

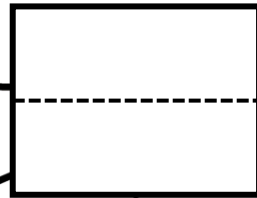



Label,
Match, Color

Directions: Label, match, color.



Label It.



Match It.

• p


• l

• p

• s




Name: _____




Read and Trace

Directions: Trace the letters.


A	B	C	D	E
F	G	H	I	J
K	L	M	N	O
P	Q	R	S	T
U	V	W		
X	Y	Z		

Name: _____




Read and Trace

Directions: Trace the letters.


d	b	c	d	e
f	g	h	i	j
k	l	m	n	o
p	q	r	s	t
u	v	w		
x	y	z		

Name: _____




Read and Trace

Directions: Trace the letters.

Aa	Bb	Cc	Dd	Ee
Ff	Gg	Hh	Ii	Jj
Kk	Ll	Mm	Nn	Oo
Pp	Qq	Rr	Ss	Tt
Uu	Vv	Ww		
Xx	Yy	Zz		

Name: _____




Read and Trace


Directions: Trace and write the letters.

d

z






Name: _____




Read and Trace

Directions: Trace and write the letters.



Name: _____




Read and Trace

Directions: Trace and write the letters.

A a

Z z





This packet is the property of Tara West and is protected through copyright and trademark registrations. All rights reserved.

No part of this digital download may be reproduced electronically, shared without additional licenses, or placed on the internet for others to access without the prior permission from the publisher, Tara West.

If you are a school district using this download as curriculum for more than one teacher an additional school license will need to be purchased.

Fonts used within this download are intellectual property of Print Designs by Kris.

The clipart images are intellectual property of Laura Strickland of Whimsy Clips.

Contact Information

Email: littlemindsatworkLLC@gmail.com

Website: www.littlemindsatwork.org

Store: <http://www.teacherspayteachers.com/Store/Tara-West>