THANKSGIVING

LITERACY CENTERS FREEBIE PACKET



Beginning Sounds Feather Frenzy





Students will sort the beginning sound feathers to the turkey.


a
©Tara West - Little Minds at Work


m
©Tara West - Little Minds at Work



©Tara West - Little Minds at Work



©Tara West - Little Minds at Work


p
©Tara West - Little Minds at Work


f
©Tara West - Little Minds at Work



©Tara West - Little Minds at Work



©Tara West - Little Minds at Work


n
©Tara West - Little Minds at Work


o
©Tara West - Little Minds at Work


c
©Tara West - Little Minds at Work


k
©Tara West - Little Minds at Work



©Tara West - Little Minds at Work



©Tara West - Little Minds at Work


g
©Tara West - Little Minds at Work


e
©Tara West - Little Minds at Work


h
©Tara West - Little Minds at Work


r
©Tara West - Little Minds at Work


l
©Tara West - Little Minds at Work


w
©Tara West - Little Minds at Work



©Tara West - Little Minds at Work



©Tara West - Little Minds at Work


x
©Tara West - Little Minds at Work


q
©Tara West - Little Minds at Work



©Tara West - Little Minds at Work



©Tara West - Little Minds at Work
























LIBERTY
1995


ZOO

Beginning Sounds Feather Frenzy

Directions: Search and color the matching images.

a	
m	
s	
t	

©Tara West - Little Minds at Work

Beginning Sounds Feather Frenzy

Directions: Search and color the matching images.

p



f



d



i



©Tara West - Little Minds at Work

Beginning Sounds Feather Frenzy

Directions: Search and color the matching images.



n	
o	
c	
k	

©Tara West - Little Minds at Work

Beginning Sounds Feather Frenzy

Directions: Search and color the matching images.

u



b



g

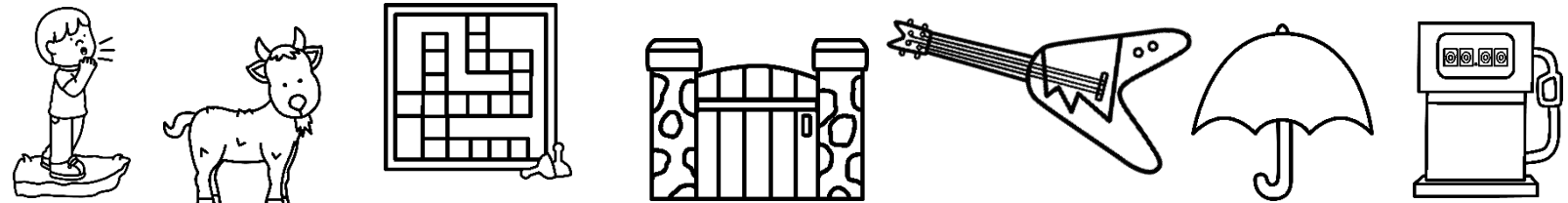

e



©Tara West - Little Minds at Work

Beginning Sounds Feather Frenzy

Directions: Search and color the matching images.

h



r



l



w

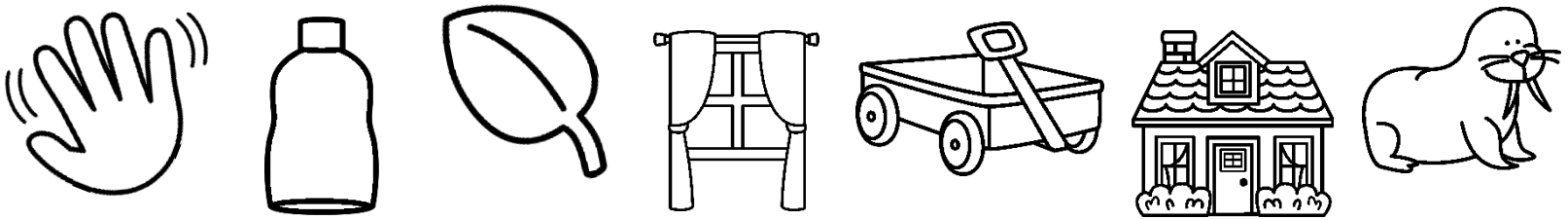

©Tara West - Little Minds at Work

Beginning Sounds Feather Frenzy

Directions: Search and color the matching images.

j	
y	
x	
q	

©Tara West - Little Minds at Work

Beginning Sounds Feather Frenzy

Directions: Search and color the matching images.

x

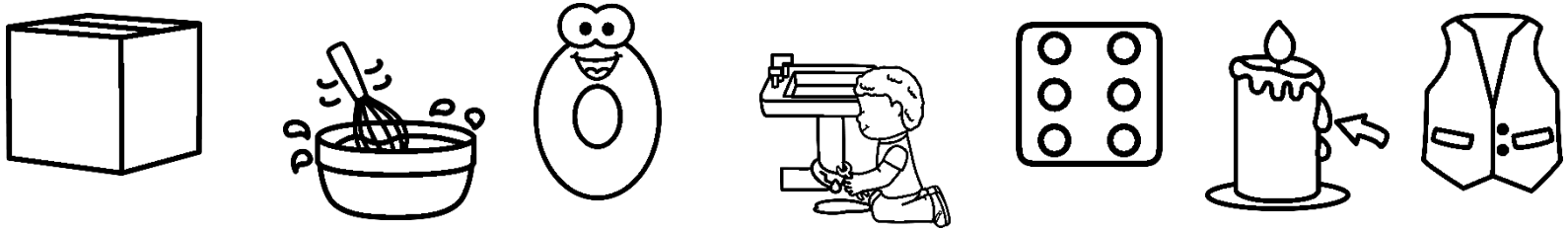

q



v



z

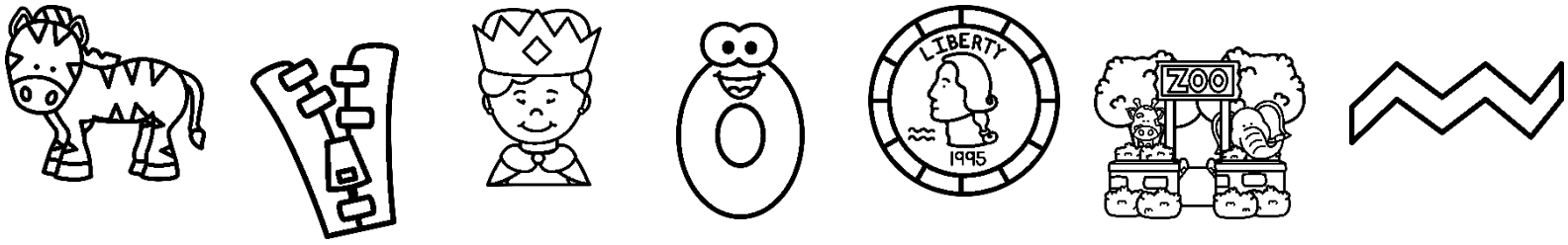

©Tara West - Little Minds at Work

Describe THAT Turkey



Students will decode the CVC sentence and match the corresponding picture card.

©Tara West - Little Minds at Work

1



©Tara West - Little Minds at Work

2



©Tara West - Little Minds at Work

3



©Tara West - Little Minds at Work

4



©Tara West - Little Minds at Work

5



©Tara West - Little Minds at Work

6



©Tara West - Little Minds at Work

7



©Tara West - Little Minds at Work

8



The  has on a red hat.

I see the  on the bed.

The  is at the big cab.

The  has a pet cat.

The  has on a fun wig.

I see the  in the tub.

The  got in the big bus.

The  has a hot cob.

Name:

CVC Describe That Turkey



Directions: Read, match, and color the CVC word.

1.





2.





3.





4.





5.





6.





7.





8.





©Tara West - Little Minds at Work

Easy as Pie



Students will decode the skill-based word and match the corresponding picture card.

©Tara West - Little Minds at Work

dog





cat

©Tara West - Little Minds at Work

©Tara West - Little Minds at Work

bed

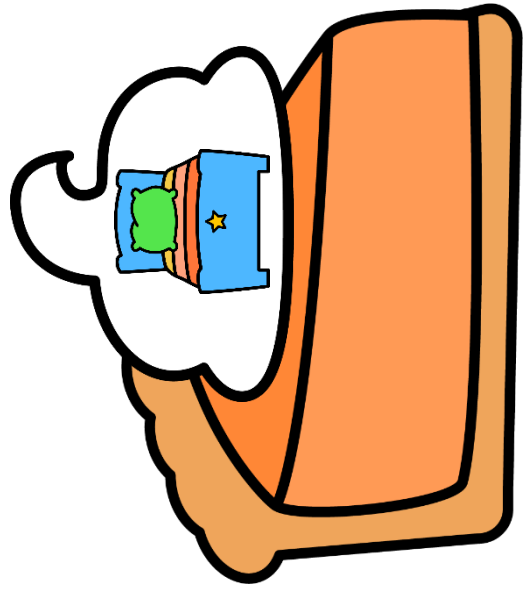



pig

©Tara West - Little Minds at Work

©Tara West - Little Minds at Work

sub





hat

©Tara West - Little Minds at Work

©Tara West - Little Minds at Work

top





net

©Tara West - Little Minds at Work

©Tara West - Little Minds at Work

nut





zip

©Tara West - Little Minds at Work

©Tara West - Little Minds at Work

bag





bug

©Tara West - Little Minds at Work

Name:

CVC Easy as Pie



Directions: Write each CVC word inside the plate.



©Tara West - Little Minds at Work

©Tara West - Little Minds at Work

shed

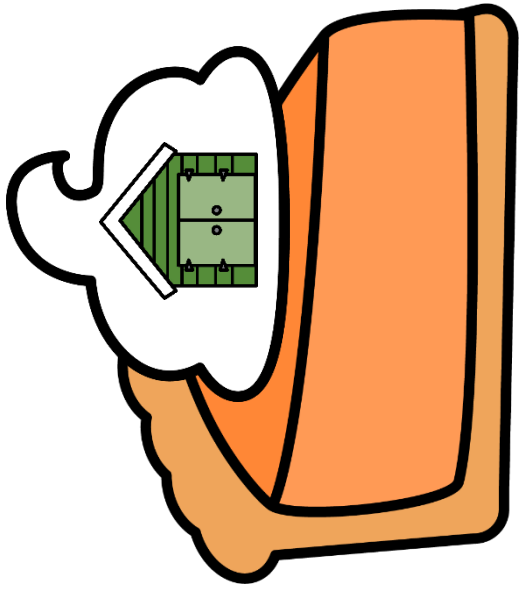



fish

©Tara West - Little Minds at Work

©Tara West - Little Minds at Work

ship

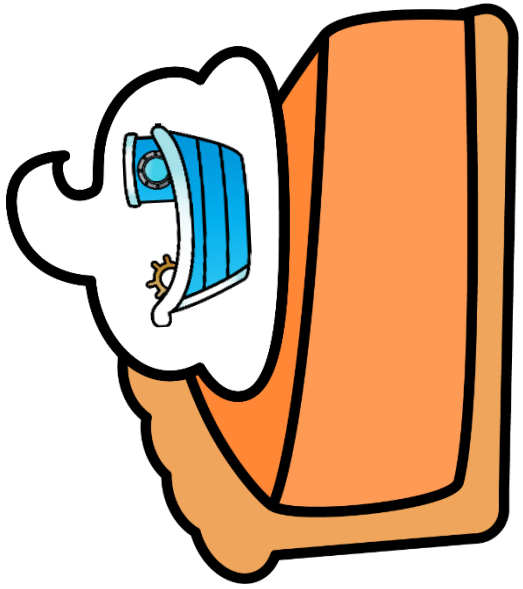

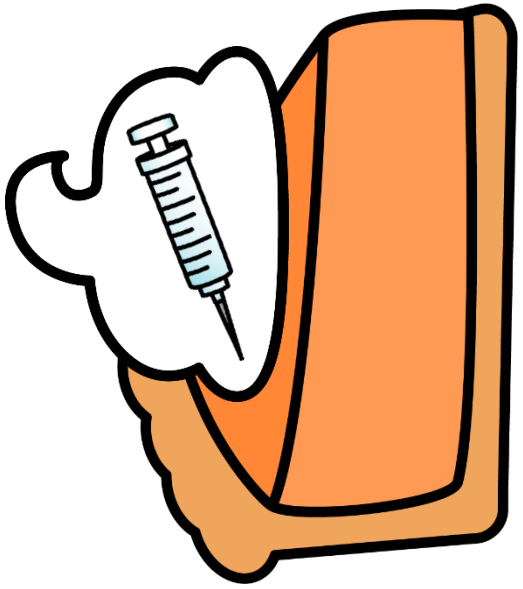

shot

©Tara West - Little Minds at Work

©Tara West - Little Minds at Work

bath

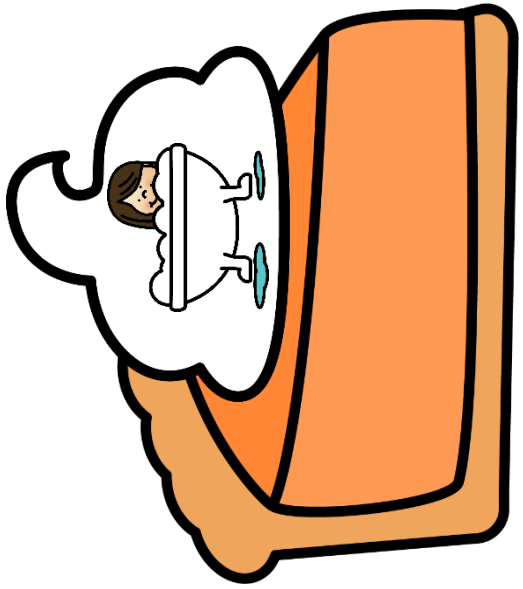

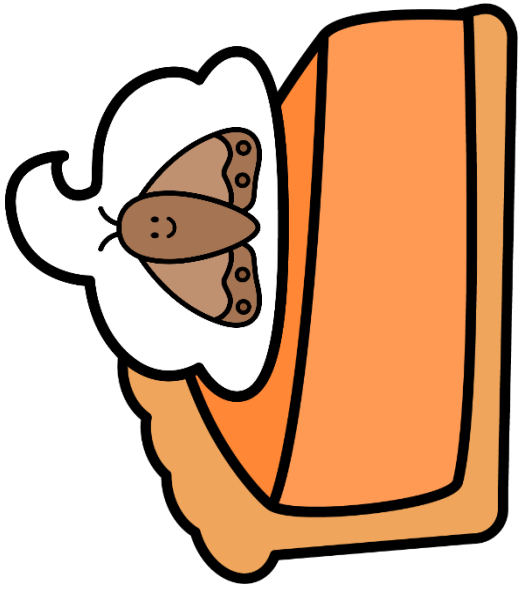

moth

©Tara West - Little Minds at Work

©Tara West - Little Minds at Work

math





path

©Tara West - Little Minds at Work

©Tara West - Little Minds at Work

chin





chop

©Tara West - Little Minds at Work

©Tara West - Little Minds at Work

whiz



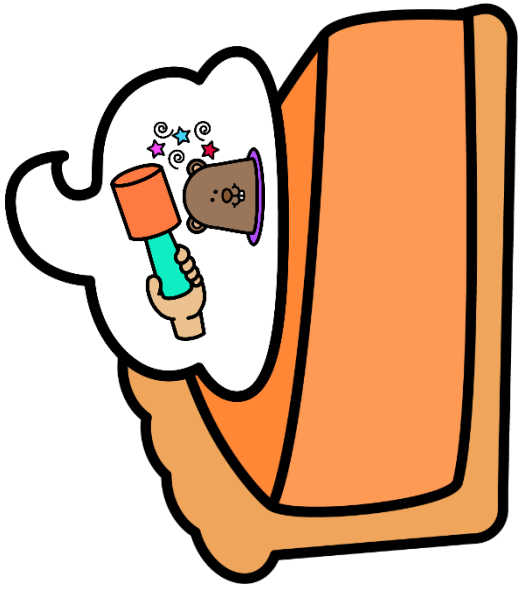

wham

©Tara West - Little Minds at Work

Name:

Digraphs Easy as Pie



Directions: Write each digraph word inside the plate.



©Tara West - Little Minds at Work

©Tara West - Little Minds at Work

floss



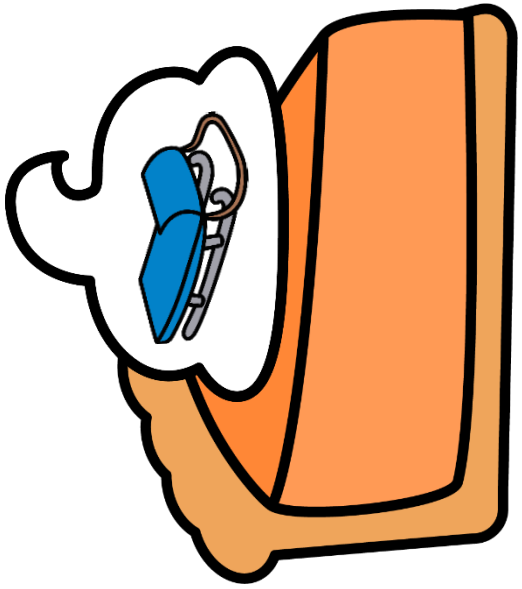

sled

©Tara West - Little Minds at Work

©Tara West - Little Minds at Work

clap





clip

©Tara West - Little Minds at Work

©Tara West - Little Minds at Work

frog





crib

©Tara West - Little Minds at Work

©Tara West - Little Minds at Work

drum

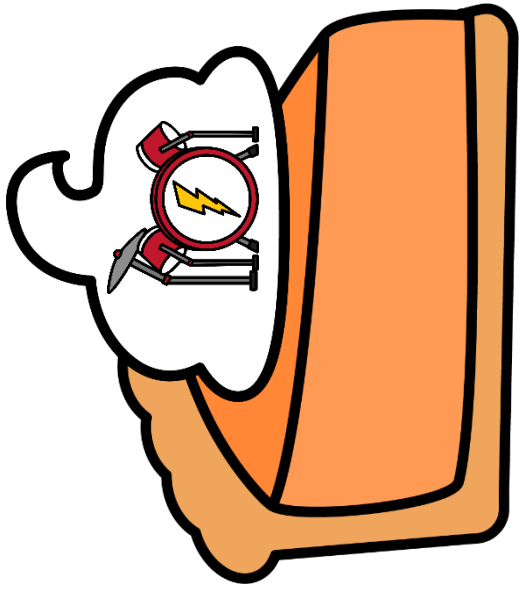

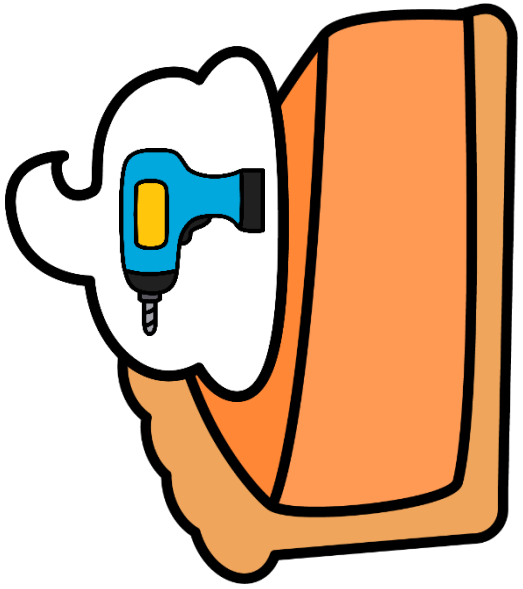

drill

©Tara West - Little Minds at Work

©Tara West - Little Minds at Work

step





swim

©Tara West - Little Minds at Work

©Tara West - Little Minds at Work

snap





sniff

©Tara West - Little Minds at Work

Name:

CCVC
Easy as Pie



Directions: Write each CVCE word inside the plate.

©Tara West - Little Minds at Work

©Tara West - Little Minds at Work

tape

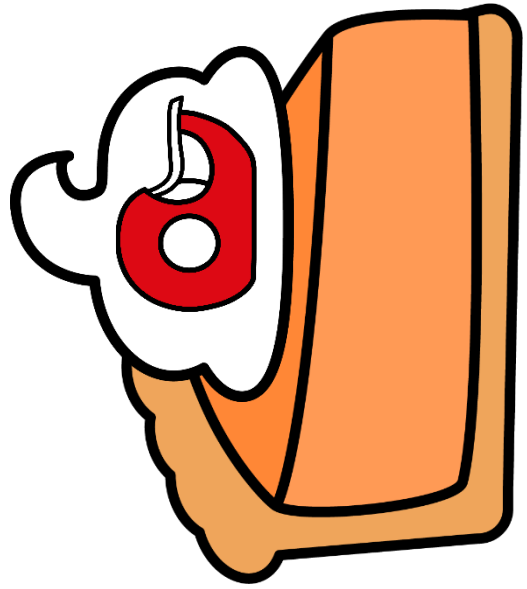



cape

©Tara West - Little Minds at Work

©Tara West - Little Minds at Work

cave





mane

©Tara West - Little Minds at Work

©Tara West - Little Minds at Work

hive

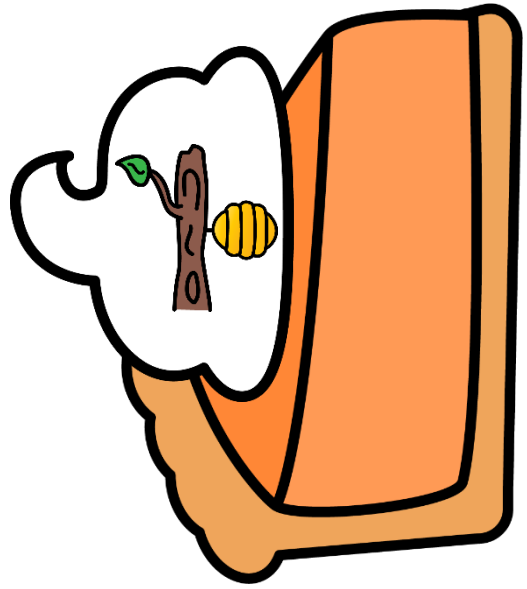



vine

©Tara West - Little Minds at Work

©Tara West - Little Minds at Work

bike

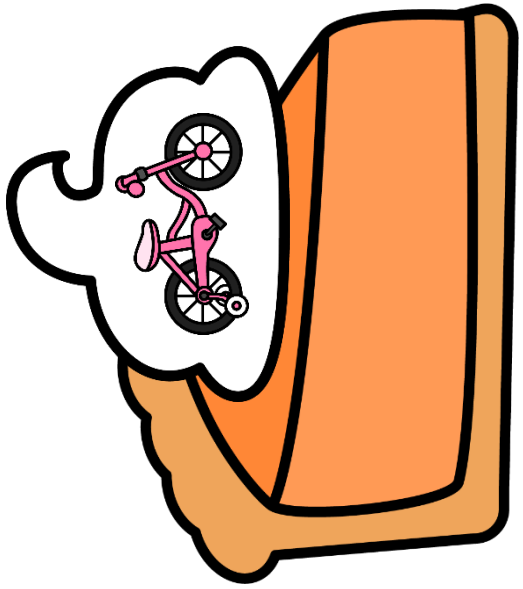



lime

©Tara West - Little Minds at Work

©Tara West - Little Minds at Work

hose



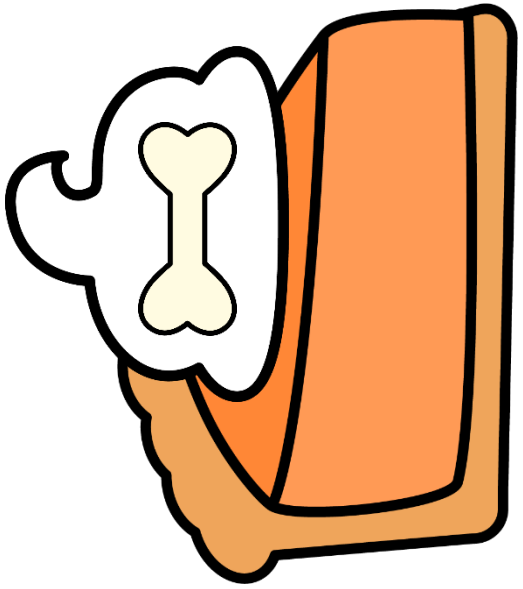

bone

©Tara West - Little Minds at Work

©Tara West - Little Minds at Work

mule





cube

©Tara West - Little Minds at Work

Name:

CVCE
Easy as Pie



Directions: Write each CVCE word inside the plate.

©Tara West - Little Minds at Work

©Tara West - Little Minds at Work

nest





tent

©Tara West - Little Minds at Work

©Tara West - Little Minds at Work

sand



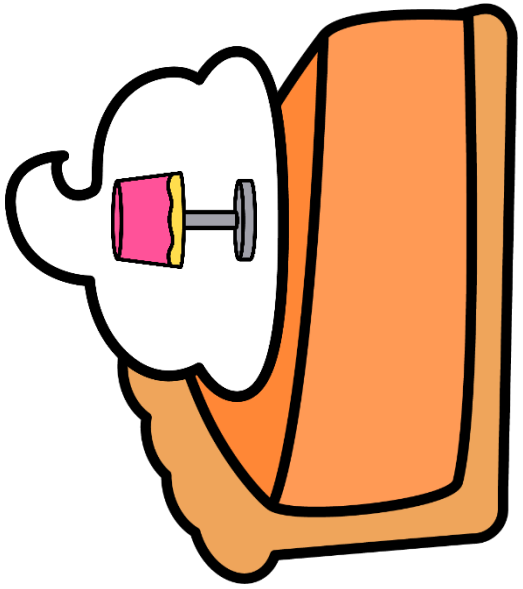

lamp

©Tara West - Little Minds at Work

©Tara West - Little Minds at Work

golf





raft

©Tara West - Little Minds at Work

©Tara West - Little Minds at Work

mask





melt

©Tara West - Little Minds at Work

©Tara West - Little Minds at Work

belt





milk

©Tara West - Little Minds at Work

©Tara West - Little Minds at Work

vest



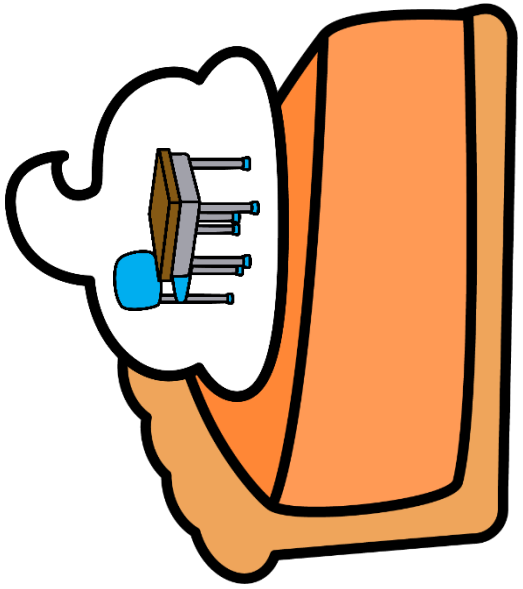

desk

©Tara West - Little Minds at Work

Name:

CVCC
Easy as Pie



Directions: Write each CVCC word inside the plate.

©Tara West - Little Minds at Work

©Tara West - Little Minds at Work

card





park

©Tara West - Little Minds at Work

©Tara West - Little Minds at Work

barn





star

©Tara West - Little Minds at Work

©Tara West - Little Minds at Work

cord





corn

©Tara West - Little Minds at Work

©Tara West - Little Minds at Work

fern



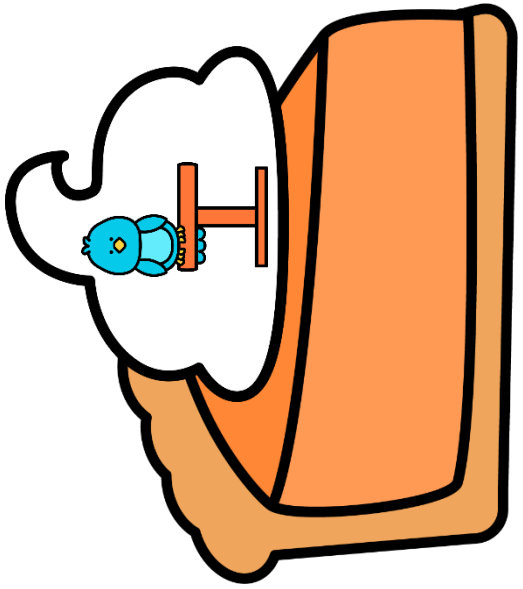

perch

©Tara West - Little Minds at Work

©Tara West - Little Minds at Work

bird





shirt

©Tara West - Little Minds at Work

©Tara West - Little Minds at Work

surf





curl

©Tara West - Little Minds at Work

Name:

R-Controlled Easy as Pie



Directions: Write each r-controlled word inside the plate.

©Tara West - Little Minds at Work

©Tara West - Little Minds at Work

rain





sail

©Tara West - Little Minds at Work

©Tara West - Little Minds at Work

tray



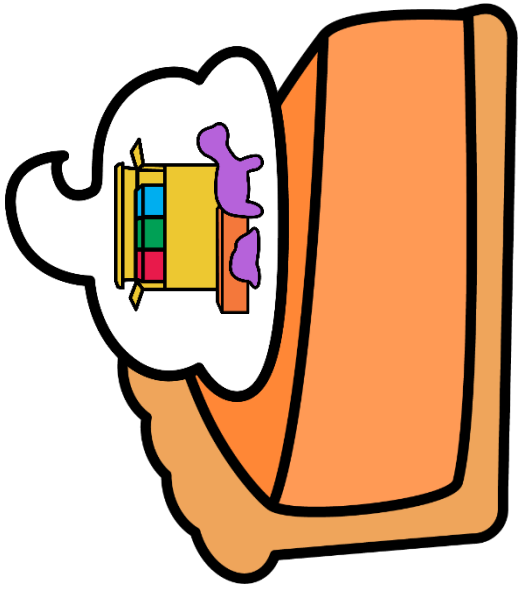

clay

©Tara West - Little Minds at Work

©Tara West - Little Minds at Work

heel

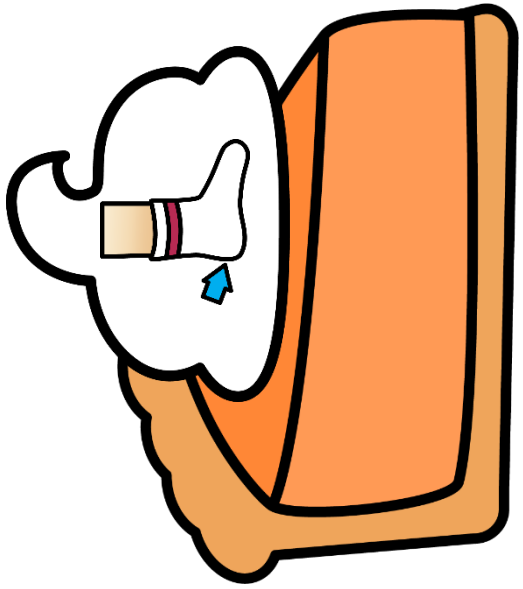

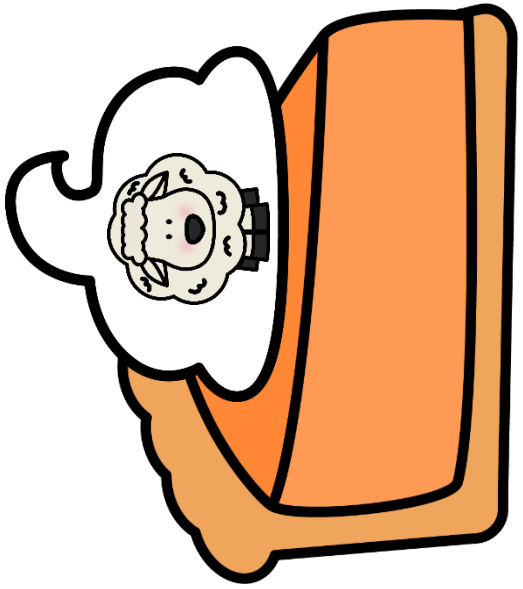

sheep

©Tara West - Little Minds at Work

©Tara West - Little Minds at Work

bean





leaf

©Tara West - Little Minds at Work

©Tara West - Little Minds at Work

fly

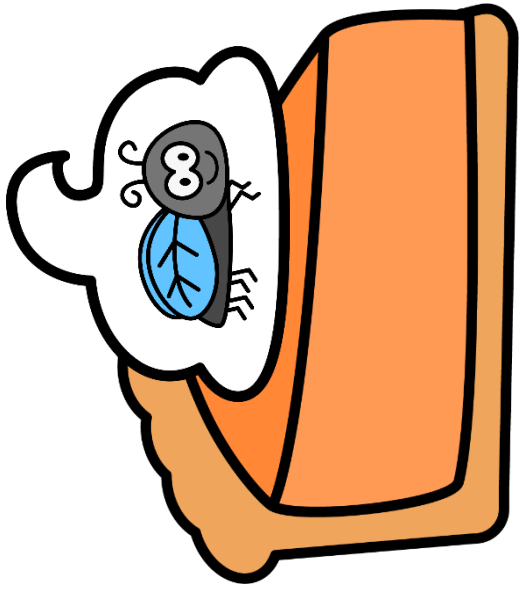



goat

©Tara West - Little Minds at Work

©Tara West - Little Minds at Work

clue



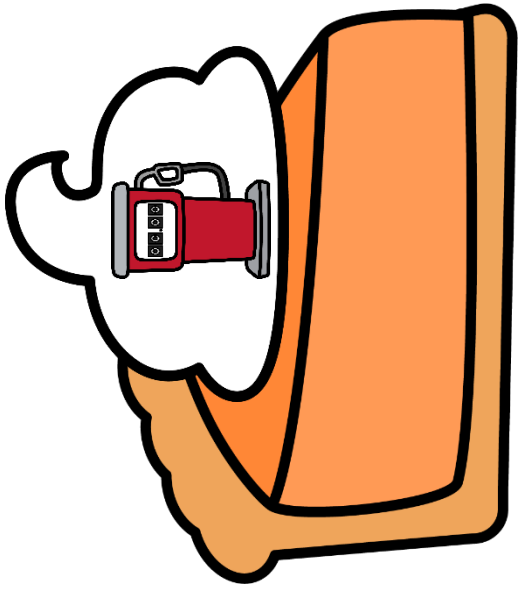

fuel

©Tara West - Little Minds at Work

Name:

Vowels Easy as Pie



Directions: Write each vowel variant word inside the plate.

©Tara West - Little Minds at Work

This packet is the property of Tara West and is protected through copyright and trademark registrations. All rights reserved.

No part of this digital download may be reproduced electronically, shared without additional licenses, or placed on the internet for others to access without the prior permission from the publisher, Tara West.

If you are a school district using this download as curriculum for more than one teacher an additional school license will need to be purchased.

The clipart images are intellectual property of Laura Strickland of Whimsy Clips.

Contact Information

Email: littlemindsatworkLLC@gmail.com
Website: www.littlemindsatwork.org
Store: http://www.teacherspayteachers.com/Store/Tara-West