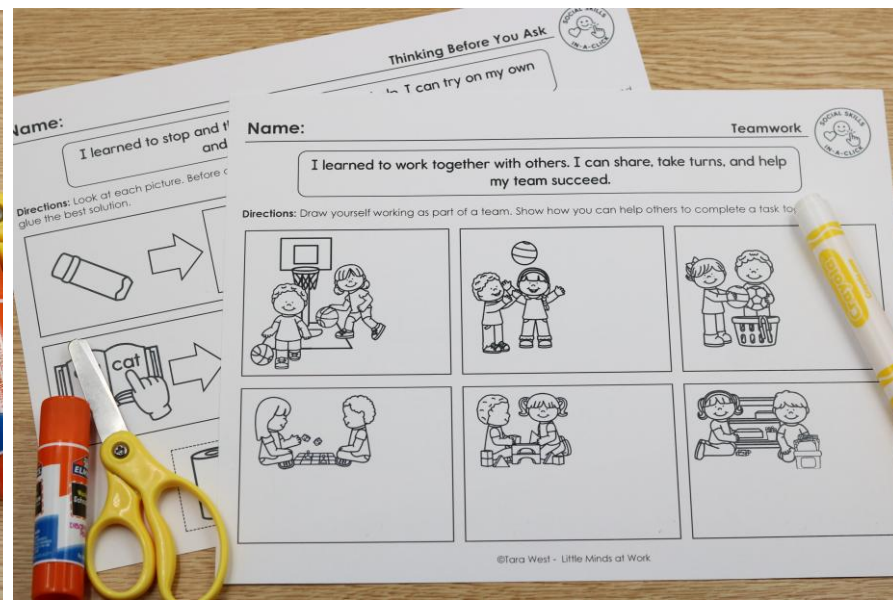
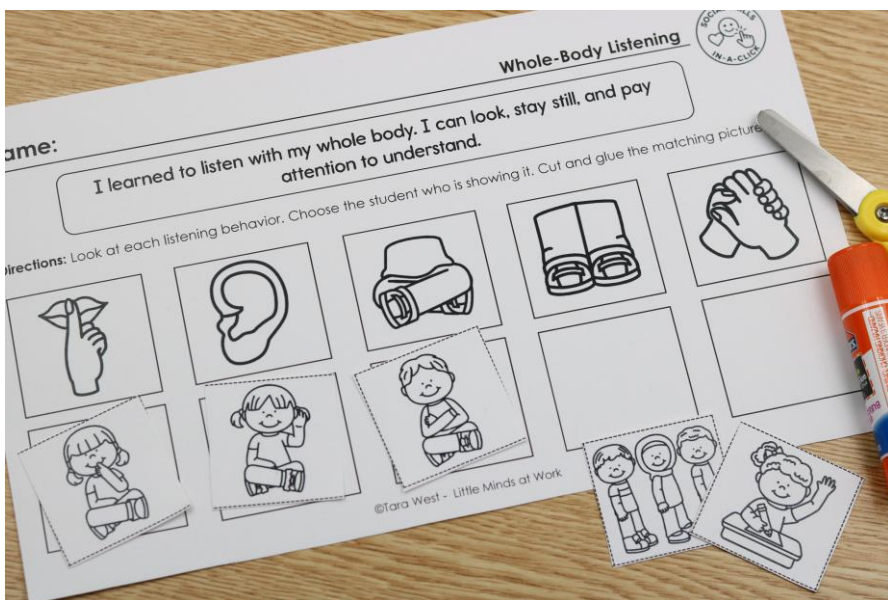
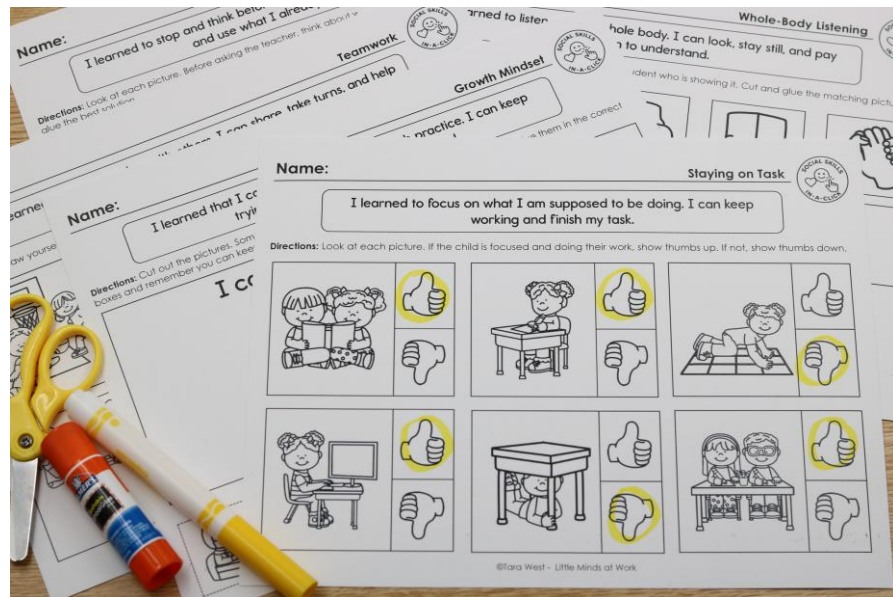


A NOTE FROM TARA WEST

Thanks for downloading the Free Social Skills In-a-Click Printables. Support positive classroom behavior with this set of 5 Social Skills In-a-Click printables. Each resource targets a key skill: staying on task, developing a growth mindset, thinking before asking, practicing whole-body listening, and working as a team. These simple, visual tools help students understand expectations and apply them throughout the day. Perfect for morning meetings, behavior support, and quick skill reinforcement in any elementary classroom. If you have questions as always, feel free to email me at littlemindsatworkLLC@gmail.com, follow me on [Facebook](#), or visit my blog, [Little Minds at Work](#).



This free sampler follows the same formatting as the full Social Skills In-a-Click Printables resource.

SOCIAL SKILLS IN-A-CLICK

The image displays three overlapping worksheets from the 'Social Skills In-a-Click' resource. Each worksheet includes a 'Name:' field, a learning objective, and specific directions for the activity.

- Making Mistakes:** The objective is 'I learned that it is okay to make mistakes. I can learn from them, try again, and keep getting better.' The directions are 'We all make mistakes. Look at each picture. Draw to correct the mistakes.' The illustrations include a house with a broken window, a dog, and two stick figures.
- Multiple Friends:** The objective is 'I learned that I can have more than one friend. I can include others and be kind to everyone.' The directions are 'Cut out the pictures. Find the friend that matches in each scene. Glue the friend to show.' The illustrations show various social scenarios like children playing, a child with a ball, and a child with a wheelchair.
- Taking Turns:** The objective is 'I learned to take turns so everyone gets a fair chance. I can wait patiently and let others have a turn, too.' The directions are 'Look at each picture. Decide if it shows taking turns.' The illustrations show children playing board games, sharing toys, and playing with blocks, each with a thumbs up or thumbs down icon.




Name: _____




Staying on Task









I learned to focus on what I am supposed to be doing. I can keep working and finish my task.




Directions: Look at each picture. If the child is focused and doing their work, show thumbs up. If not, show thumbs down.




	
	

Name: _____

Growth Mindset




I learned that I can grow and get better with practice. I can keep trying, even when something feels hard.

Directions: Cut out the pictures. Some things you can do now. Some things you cannot do yet. Glue them in the correct boxes and remember you can keep growing.


I can

not yet

©Tara West - Little Minds at Work



2x4



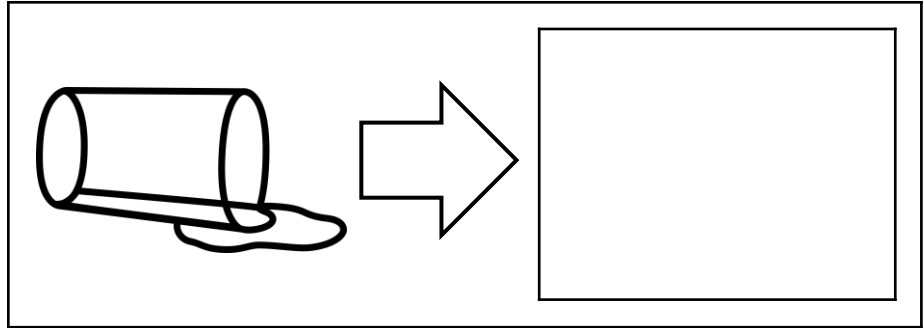
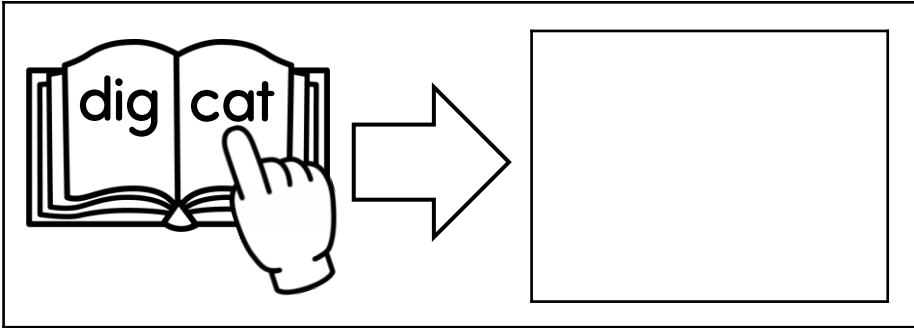
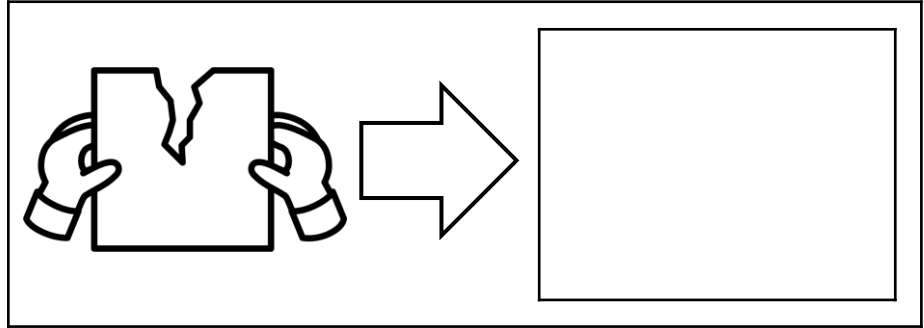
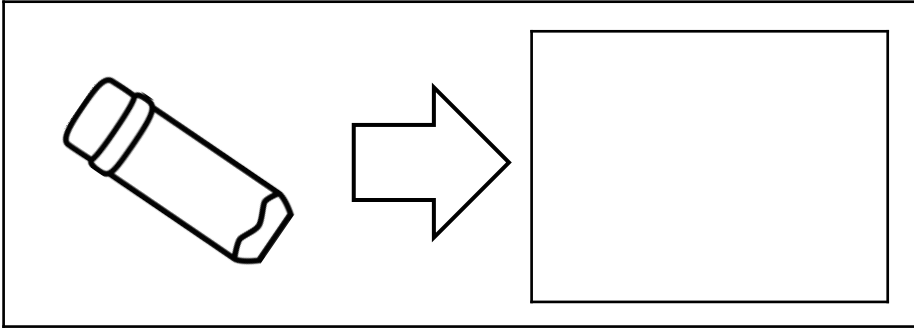
Name: _____

Thinking Before You Ask

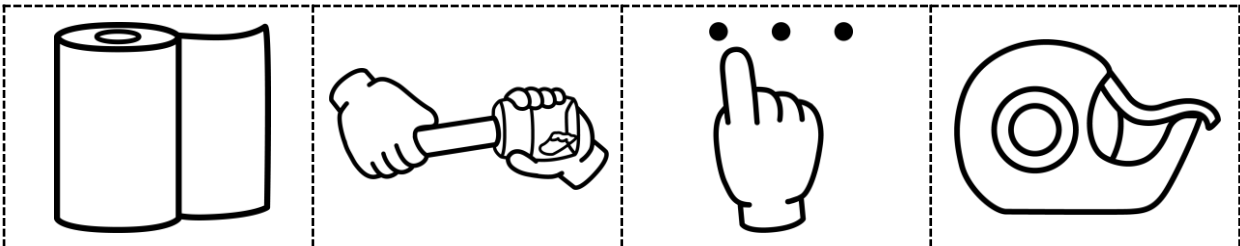


I learned to stop and think before asking for help. I can try on my own and use what I already know first.

Directions: Look at each picture. Before asking the teacher, think about what you can do on your own. Choose, cut, and glue the best solution.



©Tara West - Little Minds at Work





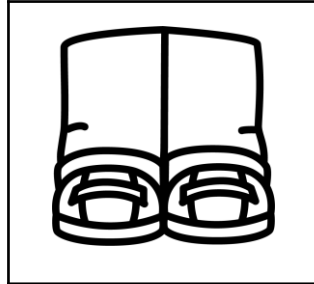

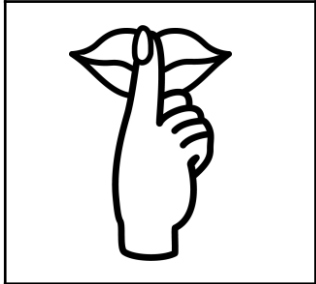
Name: _____

Whole-Body Listening





I learned to listen with my whole body. I can look, stay still, and pay attention to understand.

Directions: Look at each listening behavior. Choose the student who is showing it. Cut and glue the matching picture.



©Tara West - Little Minds at Work








Name: _____

Teamwork



I learned to work together with others. I can share, take turns, and help my team succeed.

Directions: Draw yourself working as part of a team. Show how you can help others to complete a task together.





This packet is the property of Tara West and is protected through copyright and trademark registrations. All rights reserved.

No part of this digital download may be reproduced electronically, shared without additional licenses, or placed on the internet for others to access without the prior permission from the publisher, Tara West.

If you are a school district using this download as curriculum for more than one teacher an additional school license will need to be purchased.

The clipart images are intellectual property of Laura Strickland of Whimsy Clips.

Contact Information

Email: littlemindsatworkLLC@gmail.com

Website: www.littlemindsatwork.org

Store: <http://www.teacherspayteachers.com/Store/Tara-West>