

SCIENCE OF READING MAY DECODABLES



A NOTE FROM TARA WEST

The Science of Reading: May Decodables were written with special detail to every reader. These decodables were designed to include best practices for the Science of Reading. These books can be used alongside any small-group curriculum. View the scope and sequence to note decodable words, decodable high frequency words, and irregular high frequency words in each reader. Each reader has an embedded review on the back cover. On the back cover, students will review letters/sounds found in the decodable, high frequency words, and decodable words. There are also embedded comprehension questions found on the back cover for quick check-ins with students. Along with each decodable book, there is matching all-in-one decodable sheet. Choose between the readers or the all-in-one sheets.

I would love to connect with you! Find me here:

- Email**
- Website**
- Instagram**
- Facebook**
- Facebook Group**


ADDITIONAL DECODABLE BUNDLES

SCIENCE OF READING DECODABLES

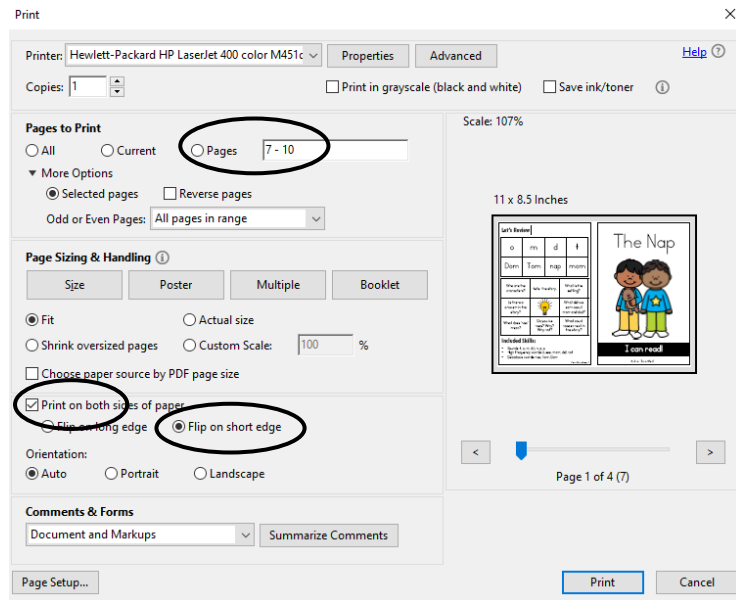
©Tara West Little Minds at Work

GUIDED PHONICS NONFICTION DECODABLES

©Tara West Little Minds at Work




Printing DOUBLE SIDED Easy Readers: It is very important to follow a few quick printing tips. You can view a tutorial video [HERE!](#) First, you will type in the page numbers you wish to print. Next, select “fit”. This will help the reader to fill the entire page and leave minimal white space. Then, select “print on both sides”. Be sure to also select “flip on short edge”. Lastly, select for the reader to print. NOTE: The books are best printed using Adobe Reader. Adobe Reader is a **free download**. The book will print out on two sheets of paper. You will simply fold the books. Double staple on the left side (optional).



Printing MINI Readers: Follow the steps below to prep the mini readers. You can view a tutorial video [HERE!](#)

Fold landscape.



Fold portrait.



Cut along the line.



Unopen the sheet.



Quarter Fold.

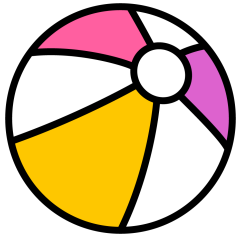


Let's Review


B	C	u	p
c	P	f	L
l	U	b	F




popsicle




ball



umbrella



castle




float




lemonade

Fun in the Sun



I can read!




P, p, p.

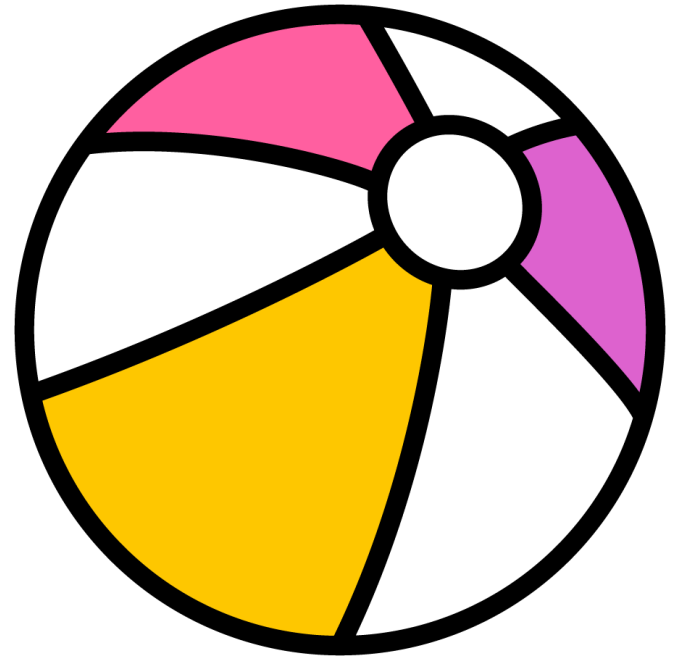


L, l, l.






F, f, f.




B, b, b.





U, u, u.




C, c, c.

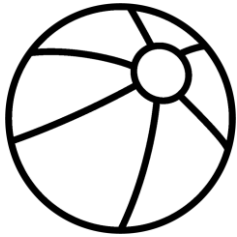


Let's Review


B	C	u	p
c	P	f	L
l	U	b	F




popsicle



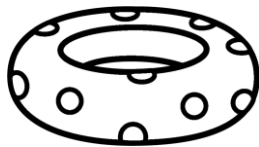
ball



umbrella



castle




float




lemonade


Fun in the Sun



I can read!

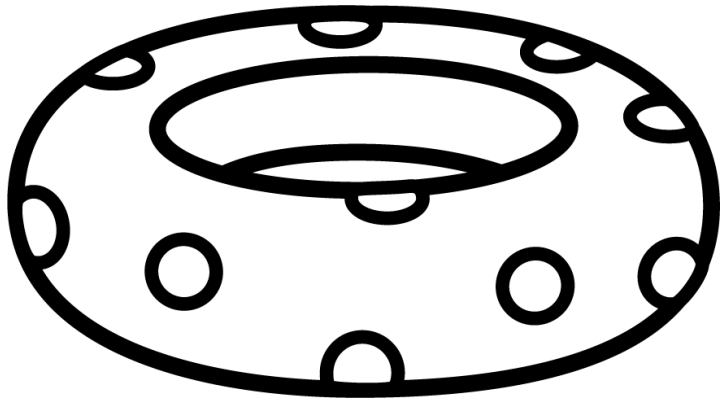


P, p, p.

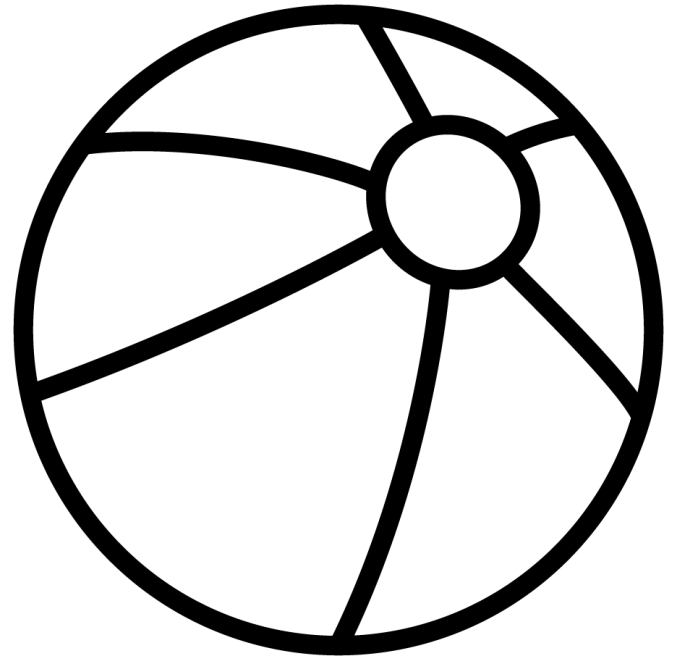


L, l, l.






F, f, f.




B, b, b.






U, u, u.




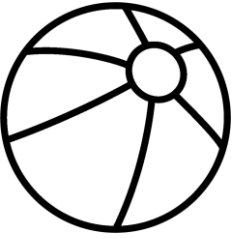
C, c, c.

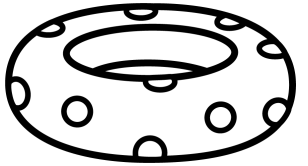



Name: _____

P, p, p. 

C, c, c. 

B, b, b. 

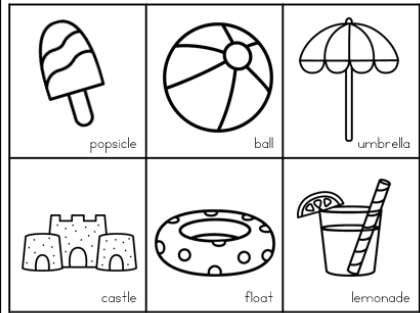
F, f, f. 

U, u, u. 

L, l, l. 


Let's Review

B	C	u	p
c	P	f	L
l	U	b	F




©Gail Proulx - Beyond 1st!

Fun in
the Sun



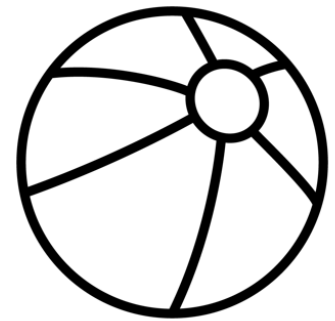
I can read!

Author: Tara West



P, p, p.
• • •

1




B, b, b.
• • •

2


9

• • •
l, l, l.




5

• • •
F, f, f.




h

• • •
C, c, c.




ε

• • •
U, u, u.



Fun in
the Sun

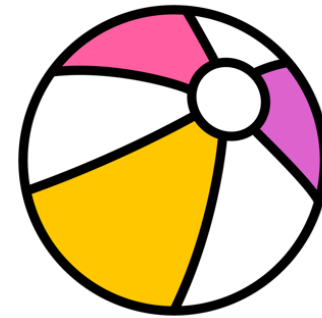


I can read!

Author: Tara West


P, p, p.
• • •

1




B, b, b.
• • •

2



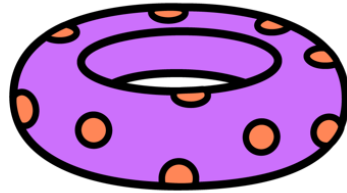
U, u, u.
• • •

3



C, c, c.
• • •

4



F, f, f.
• • •

5









L, l, l.
• • •

6


Let's Review |

B	C	u	p
c	P	f	L
l	U	b	F

 popsicle	 ball	 umbrella
 castle	 float	 lemonade


Let's Review

look	is	with	this
do	you	that	it
like	as	get	they

What is a fact about bugs?	What bugs did we learn about?	Which bug was the most unique? Why?
Where do we find crickets?		Which bug did we learn about that is harmful?
What is an opinion about bugs?	Did your opinion about bugs change?	What did you enjoy most about the story?

UNITS 2-3 | Review

Bugs



I can read!

Author: Tara West



Look at this bug.

This bug is red
with spots.



A moth is a bug. A
moth can snack as
it sips sap.



Yuck! Do you smell that? It is this bug. They smell bad.



This bug looks like a stick. It is thin and has six legs.



The cricket is in a wet spot. A cricket can bug you. Shh!



A tick is a bug. A tick can get you sick.

Bugs

Look at this bug. This bug is red with spots.

This bug looks like a stick. It is thin and has six legs.

The cricket is in a wet spot. A cricket can bug you. Shh!

A tick is a bug. A tick can get you sick.


Yuck! Do you smell that? It is this bug. They smell bad.

A moth is a bug. A moth can snack as it sips sap.




Let's Review

look	is	with	this
do	you	that	it
like	as	get	they

What is a fact about bugs?	What bugs did we learn about?	Which bug was the most unique? Why?
Where do we find crickets?		Which bug did we learn about that is harmful?
What is an opinion about bugs?	Did your opinion about bugs change?	What did you enjoy most about the story?

UNITS 2-3 | Review

Bugs



I can read!

Author: Tara West



Look at this bug.
This bug is red with spots.

1



This bug looks like a stick. It is thin and has six legs.

2

A moth is a bug. A moth can snack as it sips sap.



6

Yuck! Do you smell that? It is this bug. They smell bad.



5

A tick is a bug. A tick can get you sick.




4

The cricket is in a wet spot. A cricket can bug you. Shh!



3

Bugs



I can read!

Author: Tara West



Look at this bug.
This bug is red
with spots.

1



This bug looks like a
stick. It is thin and
has six legs.

2



The cricket is in a
wet spot. A cricket
can bug you. Shh!

3



A tick is a bug. A
tick can get you
sick.

4



Yuck! Do you smell
that? It is this bug.
They smell bad.

5




A moth is a bug. A
moth can snack as
it sips sap.

6


Let's Review

look	is	with	this
do	you	that	it
like	as	get	they

What is a fact about bugs?	What bugs did we learn about?	Which bug was the most unique? Why?
Where do we find crickets?		Which bug did we learn about that is harmful?
What is an opinion about bugs?	Did your opinion about bugs change?	What did you enjoy most about the story?

Let's Review

the	to	for	look
said	you	like	your


Who are the characters in the story?	What does "swell" mean?	Infer. Why did Beth say "Shh" to Pop?
Was there a problem?		What are two meanings for the word "shop"?
How did you feel about the end of the story?	Infer. Why is Beth purchasing the gifts?	Retell the story.

Included Skills:

- Focus Skills: CVC words, digraphs, beginning blends
- High frequency words: is, at, the, with, and, to, for, did, a, look, and, said, this, will, be, then, I, get, do, you, like
- Decodable words: shop, shh, bag, dress, swell, grab, pot


Guided Phonics Review Lesson

At the Shop




I can read!

Author: Tara West



Beth is at the shop
with Nan and Pop to
shop for Mom.



Beth did a quick look
to Pop and said, "Shh!
This will be for Nan."

This!




Then, Beth said, "I will get the bag for Gram Pat."


Hmm!



"Beth, do you like this bag? That dress is swell," said Nan.




Pop did grab a pot
and said, "Beth, your
mom will like this."



Beth said to Nan and
Pop, "I will get the
dress for Mom."

Let's Review

the	to	for	look
said	you	like	your


Who are the characters in the story?	What does "swell" mean?	Infer. Why did Beth say "Shh" to Pop?
Was there a problem?		What are two meanings for the word "shop"?
How did you feel about the end of the story?	Infer. Why is Beth purchasing the gifts?	Retell the story.

Included Skills:

- Focus Skills: CVC words, digraphs, beginning blends
- High frequency words: is, at, the, with, and, to, for, did, a, look, and, said, this, will, be, then, I, get, do, you, like
- Decodable words: shop, shh, bag, dress, swell, grab, pot


Guided Phonics Review Lesson

At the Shop



I can read!

Author: Tara West




Beth is at the shop
with Nan and Pop to
shop for Mom.




Beth did a quick look
to Pop and said, "Shh!
This will be for Nan."




Then, Beth said, "I will get the bag for Gram Pat."



"Beth, do you like this bag? That dress is swell," said Nan.



Pop did grab a pot
and said, "Beth, your
mom will like this."



Beth said to Nan and
Pop, "I will get the
dress for Mom."

Name: _____



Reader:

At the Shop

Beth is at the shop with Nan and Pop to shop for Mom.

"Beth, do you like this bag? That dress is swell," said Nan.

Pop did grab a pot and said, "Beth, your mom will like this."


Beth said to Nan and Pop, "I will get the dress for Mom."

Then, Beth said, "I will get the bag for Gram Pat."

Beth did a quick look to Pop and said, "Shh! This will be for Nan."

Let's Review

the	to	for	look
said	you	like	your


Who are the characters in the story?	What does 'swell' mean?	Infer. Why did Beth say 'Shh' to Pop?
Was there a problem?		What are two meanings for the word 'shop'?
How did you feel about the end of the story?	Infer. Why is Beth purchasing the gifts?	Retell the story.

Included Skills:

- Focus Skills: CVC words, digraphs, beginning blends
- High Frequency words: is, at, the, with, and, to, for, did, a, look, and, said, this, will, be, then, I, get, do, you, like
- Decodable words: shop, shh, bag, dress, swell, grab, pot


Guided Phonics Review, Lesson

At the Shop



I can read!

Author: Tara West



Beth is at the shop with Nan and Pop to shop for Mom.

1

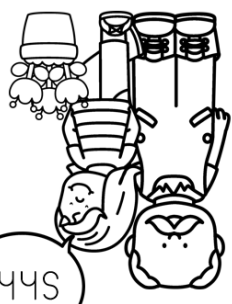


"Beth, do you like this bag? That dress is swell," said Nan.

2

6

Beth did a quick look to Pop and said, "Shh! This will be for Nan."



Shh!

5


Then, Beth said, "I will get the bag for Gram Pat."



This!

4

Beth said to Nan and Pop, "I will get the dress for Mom."



Yes!

3

Pop did grab a pot and said, "Beth, your mom will like this."



Hmm!

At the Shop



I can read!

Author: Tara West




Beth is at the shop with Nan and Pop to shop for Mom.

1




"Beth, do you like this bag? That dress is swell," said Nan.

2



Pop did grab a pot and said, "Beth, your mom will like this."

3



Beth said to Nan and Pop, "I will get the dress for Mom."

4



Then, Beth said, "I will get the bag for Gram Pat."

5




Beth did a quick look to Pop and said, "Shh! This will be for Nan."

6

Let's Review

the	to	for	look
said	you	like	your

Who are the characters in the story?	What does 'swell' mean?	Infer. Why did Beth say 'Shh' to Pop?
Was there a problem?		What are two meanings for the word 'shop'?
How did you feel about the end of the story?	Infer. Why is Beth purchasing the gifts?	Retell the story.

Included Skills:

- Focus Skills: CVC words, digraphs, beginning blends
- High frequency words: is, at, the, with, and, to, for, did, a, look, and, said, this, will, be, then, I, get, do, you, like
- Decodable words: shop, shh, bag, dress, swell, grab, pot

Guided Phonics Review Lesson

Guided Phonics + Beyond

Guided Phonics + Beyond is the property of Tara West and is protected through copyright and trademark registrations. All rights reserved.

No part of this digital download may be reproduced electronically, shared without additional licenses, or placed on the internet for others to access without the prior permission from the publisher, Tara West.

If you are a school district using this download as curriculum for more than one teacher an additional school license will need to be purchased.

Fonts used within this download are intellectual property of **Print Designs by Kris**.

The clipart images are intellectual property of **Laura Strickland of Whimsy Clips**.

Contact Information

Email: littlemindsatworkLLC@gmail.com

Website: www.littlemindsatwork.org

Store: <http://www.teacherspayteachers.com/Store/Tara-West>