



# Mystery Shell Words!



Students will solve the mystery code on each card using magnetic letters or a dry-erase marker. Then, record the words on the sheet.

# Mystery Shell Words!

## "I Can"



Think

©Tara West - Little Minds at Work




Listen

©Tara West - Little Minds at Work

			/k/ /a/ /t/



Build

©Tara West - Little Minds at Work

c	a	t

# Mystery Shell Words!

©Tara West - Little Minds at Work


©Tara West - Little Minds at Work


©Tara West - Little Minds at Work


# Mystery Shell Words!

## "I Can"



Think

Three shells with icons: a fish, an octopus, and a pig. Below each shell is a blank box for writing.



Listen

Three shells with icons: a fish, an octopus, and a pig. A speech bubble next to the shells contains the phonemes /sh/, /i/, and /p/. Below each shell is a blank box for writing.

/sh/ /i/ /p/




























Build












Three shells with icons: a fish, an octopus, and a pig. Below the shells, the word 'shop' is written in large, colorful letters: 's' is green, 'h' is yellow, 'o' is yellow, and 'p' is red. Below each letter is a blank box for writing.
















# Mystery Shell Words!





Three overlapping cards showing the 'Think' and 'Listen' steps. The third card shows the 'Build' step with the word 'shop' written in large letters. Below each letter is a blank box for writing.


















Name: \_\_\_\_\_









# Mystery Shell Words!




Write the new word.




		
_____		




		
_____		




		
_____		




		
_____		

		
_____		


		
_____		

		
_____		

		
_____		

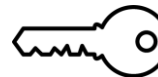
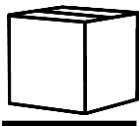
		
_____		














Name: \_\_\_\_\_



























# Mystery Shell Words!













Write the new word.

























Name: \_\_\_\_\_









# Mystery Shell Words!




Write the new word.




		
_____		




		
_____		




		
_____		




		
_____		

		
_____		


		
_____		

		
_____		

		
_____		




		
_____		




Name: \_\_\_\_\_









# Mystery Shell Words!




Write the new word.




		
_____		




		
_____		




		
_____		




		
_____		

		
_____		

		
_____		

		
_____		

		
_____		

		
_____		