

SCIENCE OF READING

OCT. DECODABLES



A NOTE FROM TARA WEST


The Science of Reading: October Decodables were written with special detail to every reader. These decodables were designed to include best practices for the Science of Reading. These books can be used alongside any small-group curriculum. View the scope and sequence to note decodable words, decodable high frequency words, and irregular high frequency words in each reader. Each reader has an embedded review on the back cover. On the back cover, students will review letters/sounds found in the decodable, high frequency words, and decodable words. There are also embedded comprehension questions found on the back cover for quick check-ins with students. Along with each decodable book, there is matching all-in-one decodable sheet. Choose between the readers or the all-in-one sheets.

I would love to connect with you! Find me here:

Email **Website**
Instagram **Facebook**
Facebook Group

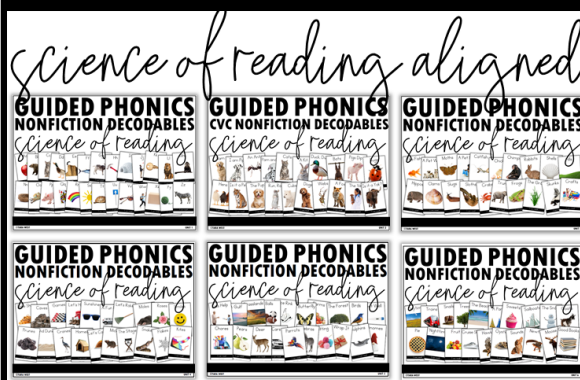
ADDITIONAL DECODABLE BUNDLES

SCIENCE OF READING DECODABLES



©Tara West Little Minds at Work

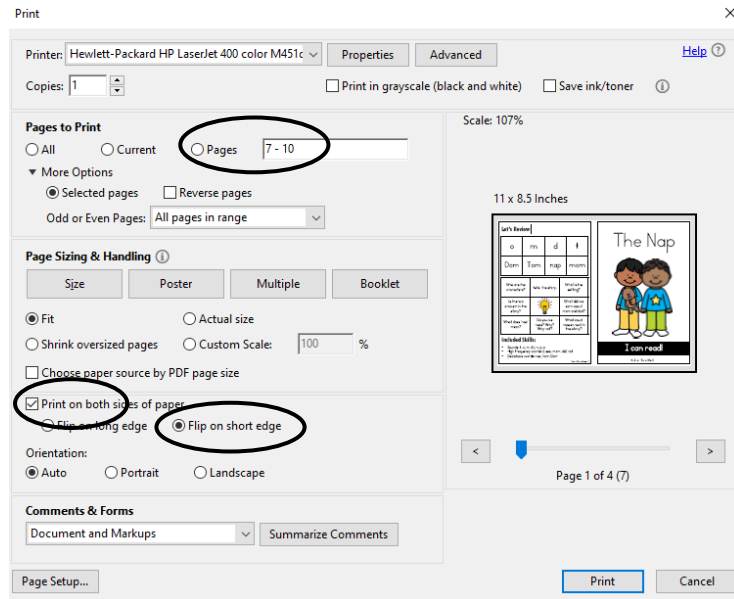
GUIDED PHONICS NONFICTION DECODABLES



©Tara West Little Minds at Work



Printing DOUBLE SIDED Easy Readers: It is very important to follow a few quick printing tips. You can view a tutorial video [HERE!](#) First, you will type in the page numbers you wish to print. Next, select “fit”. This will help the reader to fill the entire page and leave minimal white space. Then, select “print on both sides”. Be sure to also select “flip on short edge”. Lastly, select for the reader to print. NOTE: The books are best printed using Adobe Reader. Adobe Reader is a **free download**. The book will print out on two sheets of paper. You will simply fold the books. Double staple on the left side (optional).



Printing MINI Readers: Follow the steps below to prep the mini readers. You can view a tutorial video [HERE!](#)

Fold landscape.



Fold portrait.



Cut along the line.



Unopen the sheet.




Quarter Fold.



Let's Review

big	bat	at	hid
in	it	dip	is
see	the	look	a

What is a fact about bats?	What does it look like for a bat to dip?	What did the bat hide in?
Why do we see the bats upside down?		What is an opinion you have about bats?
Why do we see bats at night?	How do bats compare with birds?	What did you enjoy most about the story?

UNIT 2 | Review

The Bat



I can read!

Author: Tara West



I see the big bat.



Look at the bats.



The bat hid in it.



Look at the bat.



It did a big dip.



Is the bat in it?

The Bat

I see the big bat.

Look at the bat.

It did a big dip.

Is the bat in it?


The bat hid in it.

Look at the bats.



Let's Review

big	bat	at	hid
in	it	dip	is
see	the	look	a

What is a fact about bats?	What does it look like for a bat to dip?	What did the bat hide in?
Why do we see the bats upside down?		What is an opinion you have about bats?
Why do we see bats at night?	How do bats compare with birds?	What did you enjoy most about the story?

UNIT 2 | Review

The Bat



I can read!

Author: Tara West



I see the big bat.

1



Look at the bat.

2

9
Look at the bats.



5
The bat hid in it.



h
Is the bat in it?



3
It did a big dip.



The Bat



I can read!

Author: Tara West



I see the big bat.

1



Look at the bat.

2



It did a big dip.

3



Is the bat in it?

4



The bat hid in it.

5




Look at the bats.

6


Let's Review

big	bat	at	hid
in	it	dip	is
see	the	look	a

What is a fact about bats?	What does it look like for a bat to dip?	What did the bat hide in?
Why do we see the bats upside down?		What is an opinion you have about bats?
Why do we see bats at night?	How do bats compare with birds?	What did you enjoy most about the story?

Let's Review

at	it	can	dig
ick	pick	cut	big
Max	Dad	get	look

What is a fact about pumpkins?	What words describe the pumpkin?	Why could she not pick the pumpkin?
Who was able to pick the pumpkin?		What is an opinion you have about pumpkins?
Why did she use the word "ick" to describe digging in the pumpkin?	How do pumpkins compare with apples?	What did you enjoy most about the story?

UNIT 2 | Review

Pick It



I can read!

Author: Tara West



Look at it.



I can dig in it. Ick!



Dad can cut it.



Can I pick it?



Aaa! It is big.



Max can get it.

Pick It

Look at it.

Can I pick it?

Aaa! It is big.

Max can get it.


Dad can cut it.

I can dig in it. Ick!



Let's Review

at	it	can	dig
ick	pick	cut	big
Max	Dad	get	look

What is a fact about pumpkins?	What words describe the pumpkin?	Why could she not pick the pumpkin?
Who was able to pick the pumpkin?		What is an opinion you have about pumpkins?
Why did she use the word "ick" to describe digging in the pumpkin?	How do pumpkins compare with apples?	What did you enjoy most about the story?

UNIT 2 | Review

Pick It



I can read!

Author: Tara West



Look at it.

1



Can I pick it?

2

6

I can dig in it. Icki



5

Dad can cut it.



4

Max can get it.



3

Aaa! It is big.



Pick It



I can read!

Author: Tara West



Look at it.

1



Can I pick it?

2



Aaa! It is big.

3



Max can get it.

4



Dad can cut it.

5




I can dig in it. Ick!

6







Let's Review

at	it	can	dig
ick	pick	cut	big
Max	Dad	get	look


What is a fact about pumpkins?	What words describe the pumpkin?	Why could she not pick the pumpkin?
Who was able to pick the pumpkin?		What is an opinion you have about pumpkins?
Why did she use the word "ick" to describe digging in the pumpkin?	How do pumpkins compare with apples?	What did you enjoy most about the story?

Let's Review


W	C	s	l
M	P	w	c
p	m	S	L

 seed	 pumpkin	 leaf
 wagon	 muffin	 cookie


Pumpkins



I can read!



S, s, s.




C, c, c.






M, m, m.



P, p, p.





L, l, l.

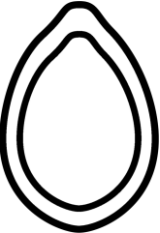







W, w, w.




Let's Review

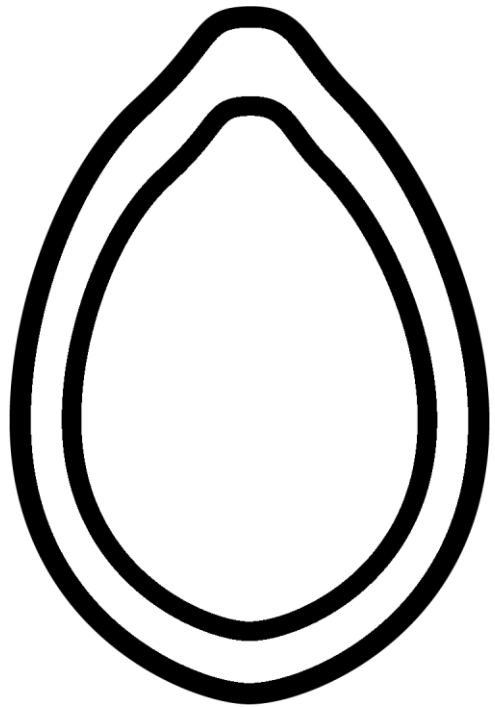
W	C	s	l
M	P	w	c
p	m	S	L

 seed	 pumpkin	 leaf
 wagon	 muffin	 cookie


Pumpkins



I can read!




S, s, s.




C, c, c.





M, m, m.




P, p, p.






L, l, l.



W, w, w.



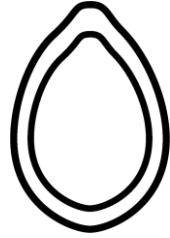
Name: _____



Reader:

Pumpkins

S, s, s.
● ● ●



W, w, w.
● ● ●



P, p, p.
● ● ●



M, m, m.
● ● ●



L, l, l.
● ● ●




C, c, c.
● ● ●




Let's Review

W	C	s	l
M	P	w	c
p	m	S	L



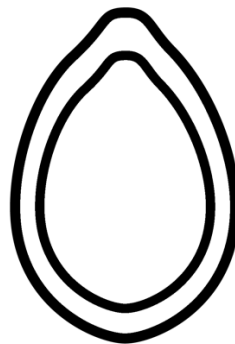
Guided Phonics • Beyond Unit 1

Pumpkins



I can read!


Author: Tara West



S, s, s.



1




P, p, p.



2


9

C, c, c.



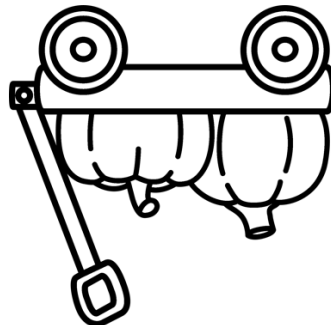
5

M, m, m.




h

W, w, w.




ε

L, l, l.

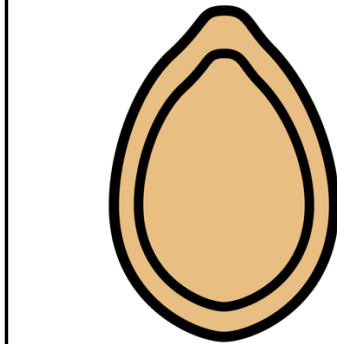


Pumpkins




I can read!

Author: Tara West



S, s, s.
• • •

1



P, p, p.
• • •

2



L, l, l.
• • •

3




W, w, w.
• • •

4



M, m, m.
• • •

5









C, c, c.
• • •

6

Let's Review |

W	C	s	l
M	P	w	c
p	m	S	L

 seed	 pumpkin	 leaf
 wagon	 muffin	 cookie

Let's Review


w	f	r	b
d	s	W	S
F	R	B	D




raccoon



bat



deer



wolf



fox



squirrel

Fall Animals



I can read!



R, r, r.



S, s, s.






F, f, f.




B, b, b.





D, d, d.



W, w, w.



Let's Review


w	f	r	b
d	s	W	S
F	R	B	D



raccoon



bat



deer



wolf



fox




squirrel


Fall Animals



I can read!



R, r, r.




S, s, s.






F, f, f.




B, b, b.






D, d, d.



W, w, w.



Name: _____



Reader:
Fall Animals

R, r, r.



W, w, w.



B, b, b.



F, f, f.



D, d, d.




S, s, s.



Let's Review

w	f	r	b
d	s	W	S
F	R	B	D




Guided Phonics • Beyond First!

Fall Animals



I can read!


Author: Tara West



R, r, r.



1



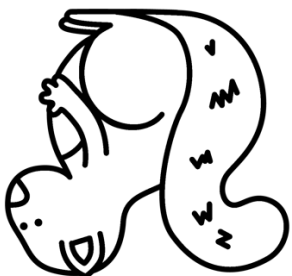
B, b, b.



2


9

S, s, s.



5

F, f, f.




h

W, w, w.



3

D, d, d.



Fall Animals



I can read!

Author: Tara West



R, r, r.



1



B, b, b.




2



D, d, d.



3



W, w, w.



4



F, f, f.



5



S, s, s.



6

Let's Review

w	f	r	b
d	s	W	S
F	R	B	D



Guided Phonics + Beyond

Guided Phonics + Beyond is the property of Tara West and is protected through copyright and trademark registrations. All rights reserved.

No part of this digital download may be reproduced electronically, shared without additional licenses, or placed on the internet for others to access without the prior permission from the publisher, Tara West.

If you are a school district using this download as curriculum for more than one teacher an additional school license will need to be purchased.

Fonts used within this download are intellectual property of **Print Designs by Kris**.

The clipart images are intellectual property of **Laura Strickland of Whimsy Clips**.

Contact Information

Email: littlemindsatworkLLC@gmail.com

Website: www.littlemindsatwork.org

Store: <http://www.teacherspayteachers.com/Store/Tara-West>