



Thanks so much for downloading the free INSTANT Thematic May Math Cut + Paste Printable Practice Sheets. Students will work on number sense, addition, subtraction, time, fractions, and shapes. If you have questions about this resource, you can email me at: littlemindsatworkLLC@gmail.com




Click to view additional seasonal printable practice sheets!




Name: _____


Directions: Cut and glue the matching sun.




1




3



2



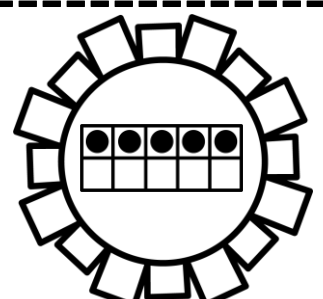


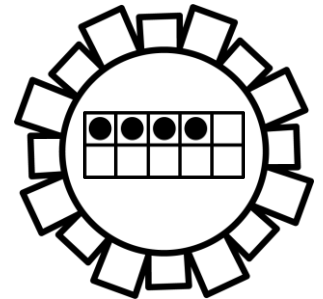
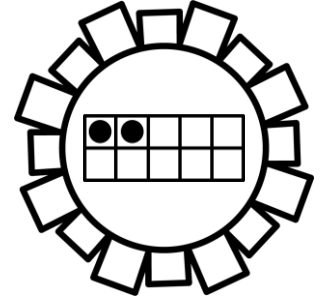

0



5




4




Name: _____


Directions: Cut and glue the matching sun.




7




9



8






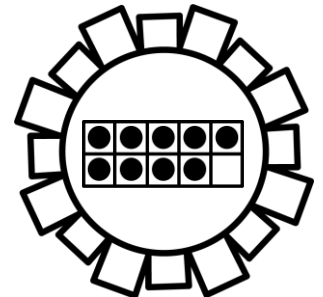
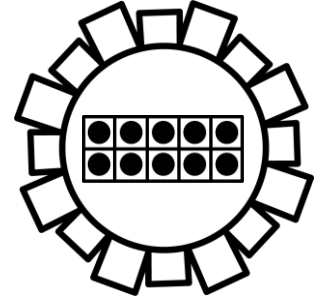

6



5




10




Name: _____


Directions: Cut and glue the matching sun.




11




13




12



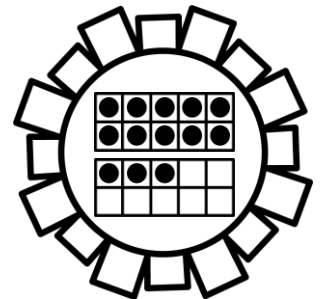
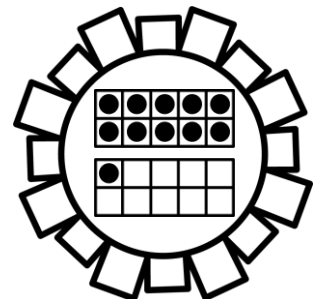

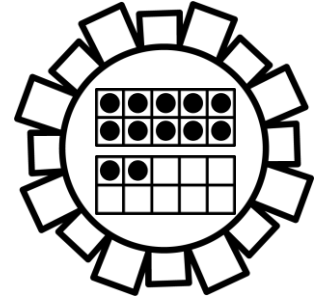
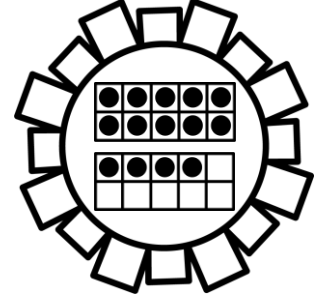

10



15




14




Name:


Directions: Cut and glue the matching sun.




16




18



20







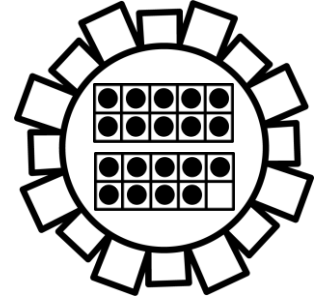

17



19




15




Name: _____


Directions: Cut and glue the matching sun.




5



3



2





6



7




4




Name: _____


Directions: Cut and glue the matching sun.




14




11




19





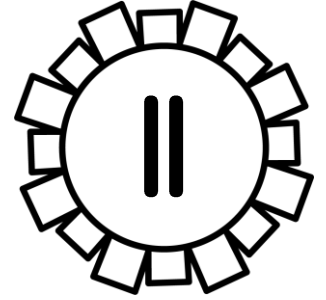

17



15




20




Name: _____


Directions: Cut and glue the matching sun.




$$2+2$$




$$0+0$$




$$1+1$$




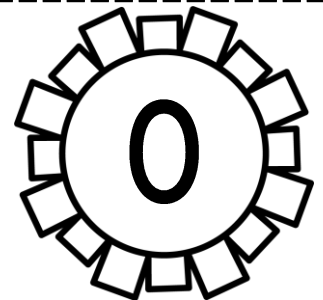

$$2+1$$



$$4+1$$




$$0+1$$




Name: _____


Directions: Cut and glue the matching sun.




$$0+2$$




$$3+2$$




$$1+2$$




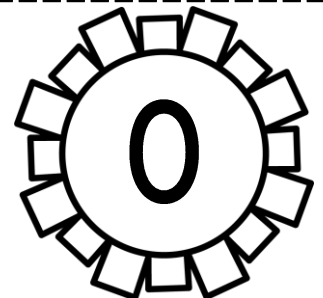

$$3+1$$



$$0+0$$




$$1+0$$




Name: _____


Directions: Cut and glue the matching sun.




5-5




4-2




5-0





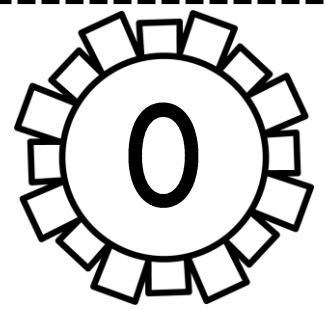
4-0



3-2




5-2




Name: _____


Directions: Cut and glue the matching sun.




2-1




4-1




5-1





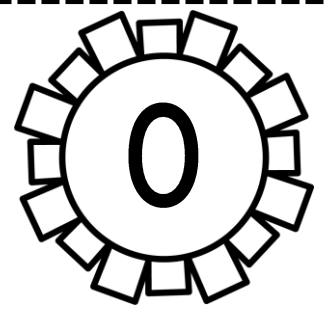
2-0



5-0




3-3




Name: _____


Directions: Cut and glue the matching sun.




$$4+4$$



$$3+2$$




$$1+2$$







$$0+1$$



$$5+1$$




$$3+4$$




Name: _____


Directions: Cut and glue the matching sun.




$$7+3$$




$$1+1$$



$$0+4$$







$$5+0$$



$$3+6$$




$$5+3$$




Name: _____


Directions: Cut and glue the matching sun.




10-1




7-5




9-1




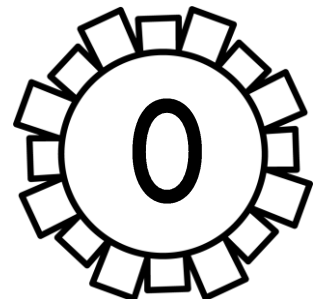



10-0



0-0




4-3




Name: _____


Directions: Cut and glue the matching sun.




$7-2$




$5-2$




$10-3$






$10-1$



$8-4$




$9-3$




Name: _____


Directions: Cut and glue the matching sun.




$5+6$



$4+8$



$8+2$



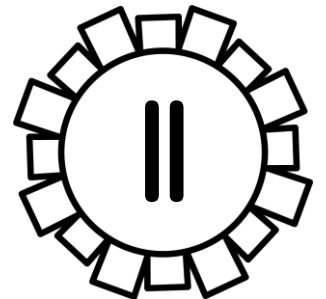




$3+6$



$13+7$




$10+9$




Name: _____


Directions: Cut and glue the matching sun.




$$9+9$$




$$3+17$$




$$2+4$$








$$6+7$$



$$5+10$$




$$5+9$$




Name: _____


Directions: Cut and glue the matching sun.




20-1




19-2




17-3








15-5



18-6




16-1




Name: _____


Directions: Cut and glue the matching sun.




$15-2$




$20-0$




$18-2$








$19-1$



$12-4$




$14-3$




Name: _____


Directions: Cut and glue the matching sun.




$$103+4$$




$$76+1$$




$$51+2$$







$$89+0$$



$$42+6$$




$$34+4$$




Name: _____


Directions: Cut and glue the matching sun.




$$86+12$$




$$63+14$$




$$57+22$$








$$74+15$$



$$28+31$$




$$42+36$$




Name: _____


Directions: Cut and glue the matching sun.




$94-22$




$23-3$



$49-2$



$76-5$



$58-3$




$39-4$




Name: _____


Directions: Cut and glue the matching sun.




72-31




63-12




98-41








87-43



94-52




81-20




Name:


Directions: Cut and glue the matching sun.




12:00




2:00




6:00









4:00



8:00




11:00




Name:


Directions: Cut and glue the matching sun.




1:30




7:30




10:30









3:30



5:30


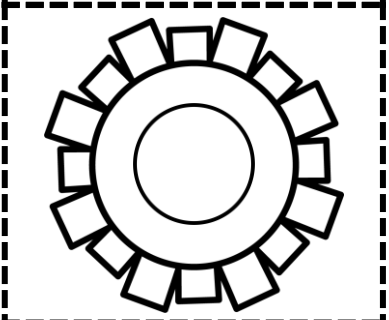
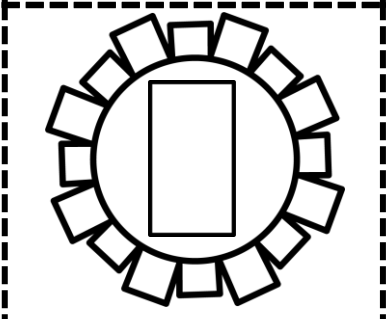
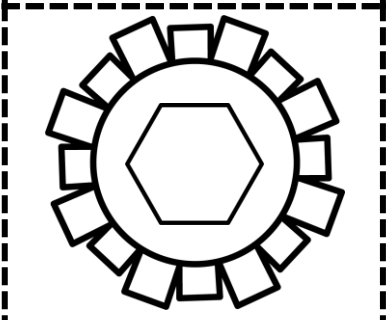

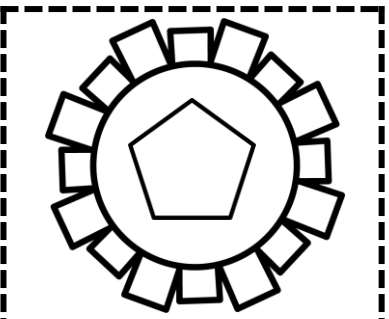
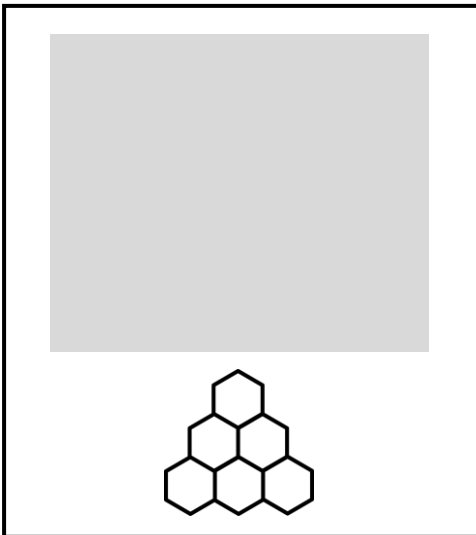







9:30




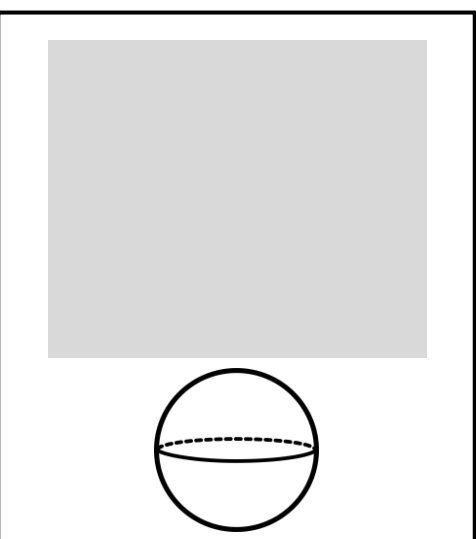
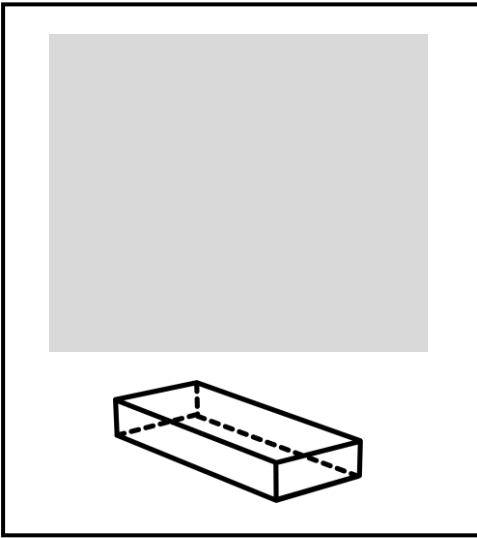
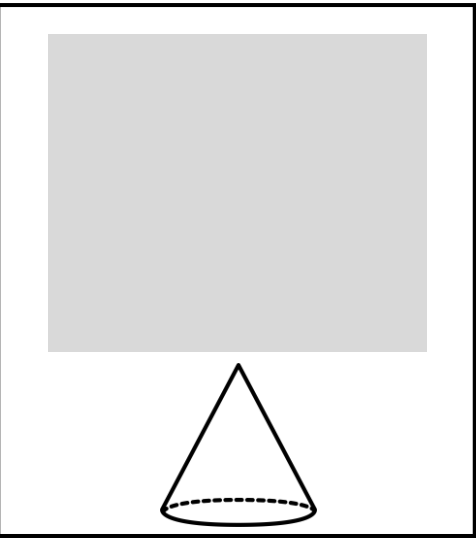
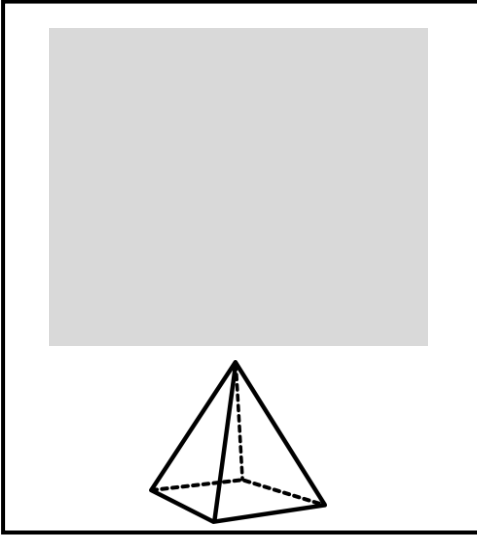
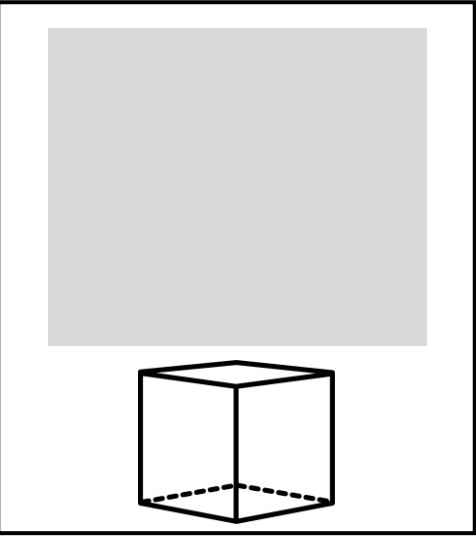






Name:

Directions: Cut and glue the matching sun.










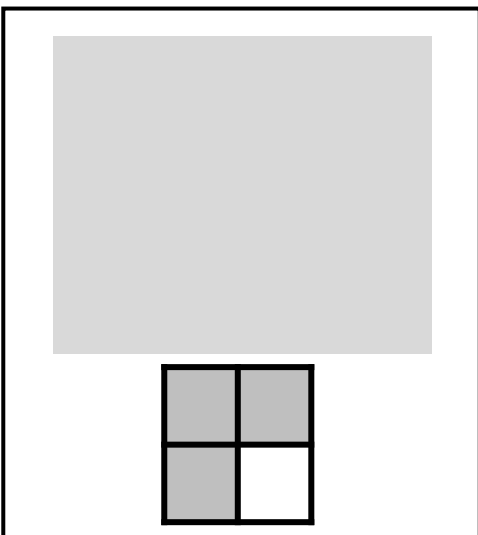

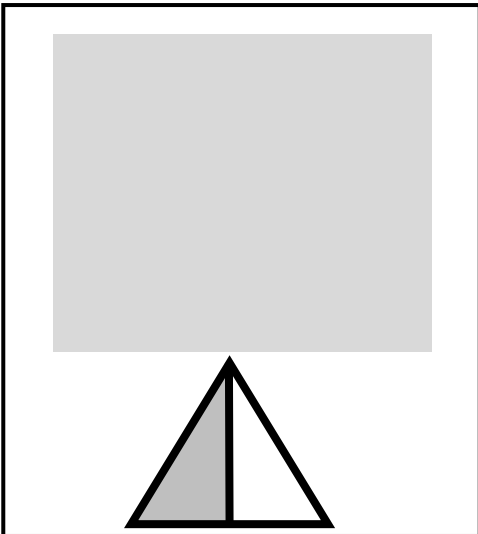
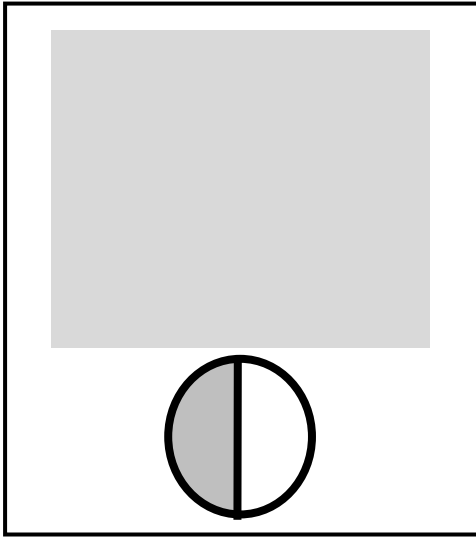

Name:

Directions: Cut and glue the matching sun.









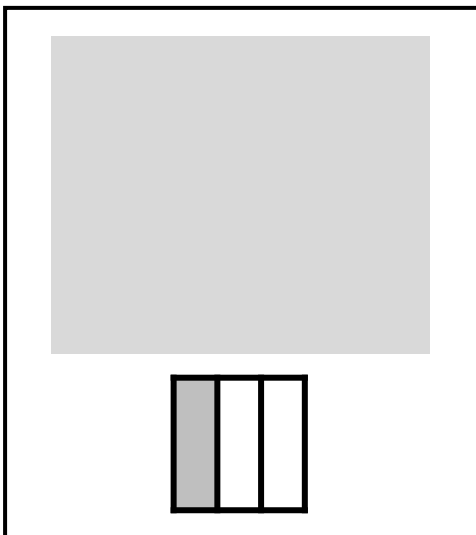

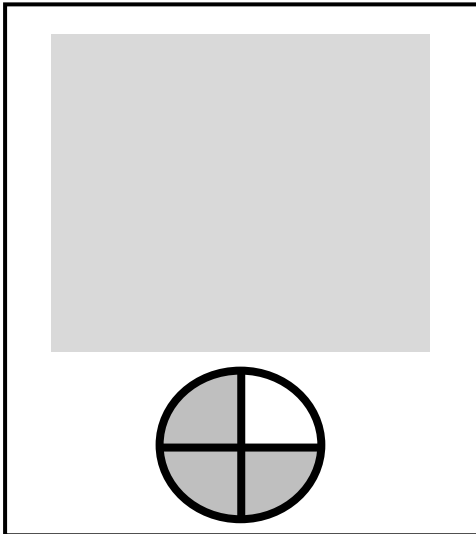



Name:

Directions: Cut and glue the matching sun.



Name:

Directions: Cut and glue the matching sun.





This packet is the property of Tara West and is protected through copyright and trademark registrations. All rights reserved.

No part of this digital download may be reproduced electronically, shared without additional licenses, or placed on the internet for others to access without the prior permission from the publisher, Tara West.

If you are a school district using this download as curriculum for more than one teacher an additional school license will need to be purchased.

The clipart images are intellectual property of Laura Strickland of Whimsy Clips.

Contact Information

Email: littlemindsatworkLLC@gmail.com

Website: www.littlemindsatwork.org

Store: <http://www.teacherspayteachers.com/Store/Tara-West>