

# GUIDED PHONICS + BEYOND COMPREHENSION

# FLUENCY SHEETS

Name: \_\_\_\_\_

DIGRAPH WC

Directions: Read the passage and answer the comprehension questions.

## A Wish for a Fish

Name: \_\_\_\_\_

Directions: Read the passage and answer the comprehension questions.

## The B...

Kim ha...

Kim sa...

A bug...

"Ick!" s...

Kim g...

Kim h...

1. Kim

ba...

2. A

ba...

3. K

n

Name: \_\_\_\_\_

Directions: Read the passage and answer the comprehension questions.

## The Bike Ride

Jake had a bike. He rode to the lake in a crate. At the lake, Jake met Kate with a kite and a red cape. Jake gave Kate a slice of cake. Kate let Jake ride on her bike through a big cave by the gate. They did not get stuck in. They rode back home in time for a quick game of "Shake the Snake".

1. Jake and Kate rode to the \_\_\_\_\_ in a \_\_\_\_\_.

2. Jake gave Kate a \_\_\_\_\_ of \_\_\_\_\_.

3. They rode back \_\_\_\_\_ in time.

©Tara West - Little Minds at Work

Name: \_\_\_\_\_

Directions: Read the passage and answer the comprehension questions.

## The Barn and the Wind

It was dark at the farm. Burt and Carl were in the barn. The wind was blowing hard. The wind was making a noise like a train. The wind was making a noise like a train. The wind was making a noise like a train.

Name: \_\_\_\_\_

Directions: Read the passage and answer the comprehension questions.

## Bees

Bees live in a hive. They sleep and eat in the hive. Bees work as a team. Each day, bees fly out and about. They might land on a leaf or a bright flower. Bees sip from the sweet part of the plant. Bees clean their wings and buzz back home. At the hive, they make honey and feed the queen bee. They keep the hive neat and safe. Bees help seeds and plants grow. A bee may be small, but it has a great job.



1. Bees work as a \_\_\_\_\_ team. They \_\_\_\_\_ honey and \_\_\_\_\_ flower.

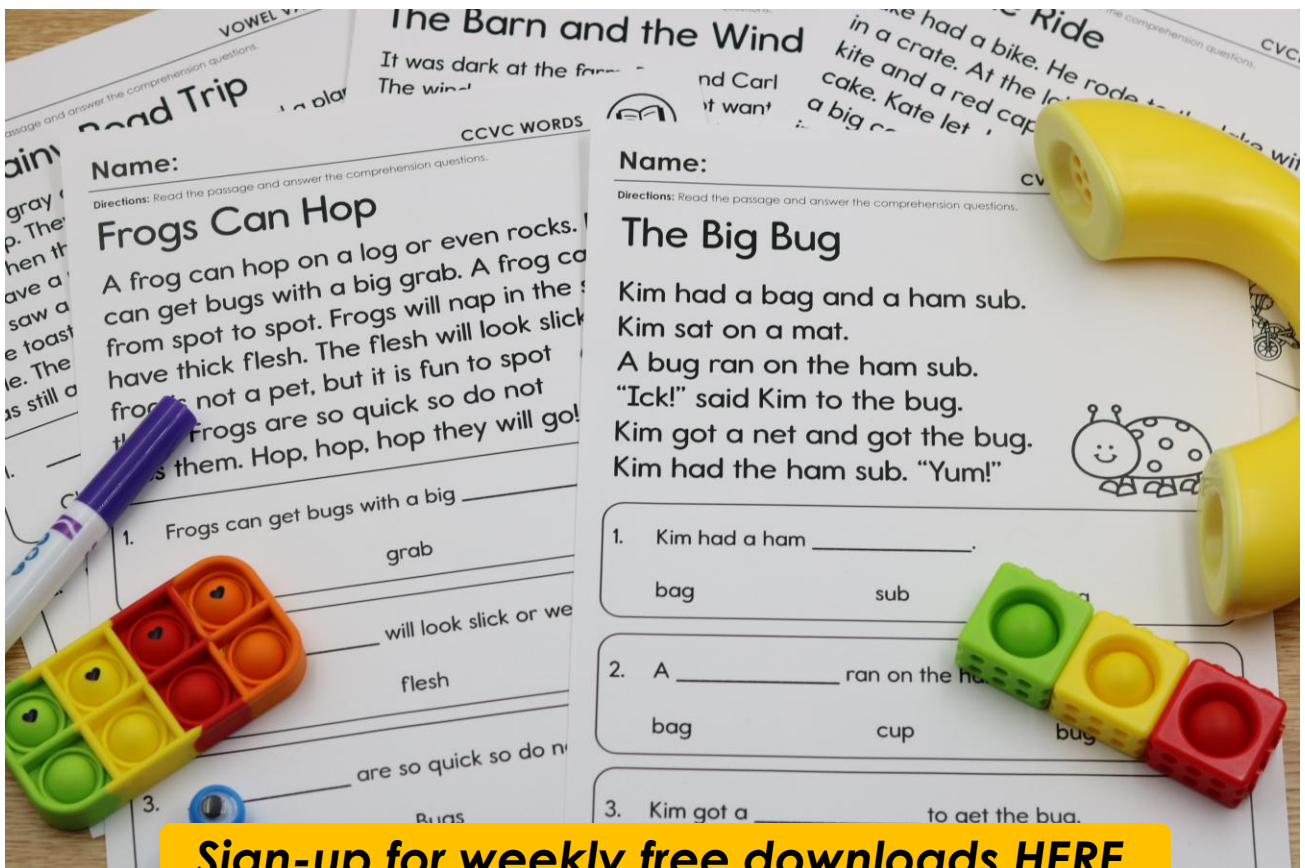
2. Bees sip from the \_\_\_\_\_ part of the plant. They \_\_\_\_\_ clean \_\_\_\_\_ sweet \_\_\_\_\_ honey.

3. They keep the hive \_\_\_\_\_ and safe. They keep the \_\_\_\_\_ queen \_\_\_\_\_ team \_\_\_\_\_ clean.

©Tara West - Little Minds at Work

## A NOTE FROM TARA WEST

Thanks for downloading the Guided Phonics + Beyond free Comprehension Fluency practice sheets packet. These sheets can be used in small-group, as an independent center, or as in-class practice sheet. If you have questions, email [littlemindsatworkLLC@gmail.com](mailto:littlemindsatworkLLC@gmail.com), follow me on [Facebook](#), or visit my blog, [Little Minds at Work](#).



**Sign-up for weekly free downloads [HERE](#).**

Thanks for downloading this free set of comprehension fluency passages. View additional reading comprehension resources linked below. (Click to view.)

**GUIDED PHONICS + BEYOND UNITS 2-6 ALIGNED**

# COMPREHENSION

## "Big 5" Passages

©Tara West - Little Minds at Work

**GUIDED PHONICS + BEYOND UNITS 2-6 ALIGNED**

# COMPREHENSION

## DIFFERENTIATED PASSAGES

©Tara West - Little Minds at Work

**THE BUNDLE**

# Guided Phonics + Beyond

# COMPREHENSION

# PASSAGES

©Tara West Little Minds at Work

# DECODABLE

# COMPREHENSION

**phonics-based**

©TARA WEST

Name: \_\_\_\_\_

CVC WORDS



Directions: Read the passage and answer the comprehension questions.

# The Red Mat

Max, Tad, and Kim see a red mat.

Max can see a cap on the mat.

Tad can see a pen on the mat.

Kim can see a bag on the mat.

The mat has a tag.

It is a fun mat!



1. Max sees a \_\_\_\_\_ on the mat.

pen

bag

cap

2. Tad sees a \_\_\_\_\_ on the mat.

pen

cap

tag

3. The mat has a \_\_\_\_\_.

tag

cat

can

Name: \_\_\_\_\_

CVC WORDS



Directions: Read the passage and answer the comprehension questions.

# The Mud Pit

Ben, Tim, and Mat run to a mud pit.

Ben digs in the mud.

Tim gets a mop.

Mat gets a cup and dips it in the mud pit.

Tim gets mud on his leg.

“Yuck!” said the kids.



1. Tim gets a \_\_\_\_\_.

cup

pan

mop

2. Mat dips a \_\_\_\_\_ in the mud pit.

mop

cup

pan

3. Mud gets on Tim's \_\_\_\_\_.

leg

bag

cup

Name: \_\_\_\_\_

CVC WORDS



Directions: Read the passage and answer the comprehension questions.

# The Big Bug

Kim had a bag and a ham sub.


Kim sat on a mat.

A bug ran on the ham sub.

“Ick!” said Kim to the bug.

Kim got a net and got the bug.

Kim had the ham sub. “Yum!”



1. Kim had a ham \_\_\_\_\_.

bag

sub

bug

2. A \_\_\_\_\_ ran on the ham sub.

bag

cup

bug

3. Kim got a \_\_\_\_\_ to get the bug.

net

bag

cup

Name: \_\_\_\_\_

CVC WORDS



Directions: Read the passage and answer the comprehension questions.

# The Pig Got a Hat

Dax has a pet pig. The pig is Meg.


Meg the pig sat in mud.

Dax had a red hat.

Dax set the red hat on Meg.

Meg ran. Dax ran.

Look! The red hat is in the mud.



1. Dax has a pet \_\_\_\_\_.

cat

dog

pig

2. \_\_\_\_\_ the pig sat in mud.

Meg

Dax

Pet

3. A red \_\_\_\_\_ is in the mud.

cup

hat

bat

Name: \_\_\_\_\_

CVC WORDS



Directions: Read the passage and answer the comprehension questions.

# Pets Can Nap

A pet can nap.

A pet cat and a pet dog can nap.

Can a pet cat nap on a mat?

A pet cat can!

Can a pet dog nap in bed?

A dog can nap on a cat. Zzz!



1. A pet can \_\_\_\_\_.

cat

dog

nap

2. A pet \_\_\_\_\_ can nap on a mat.

bed

cat

nap

3. A pet \_\_\_\_\_ can nap on a cat.

dog

bed

mat

Name: \_\_\_\_\_



Directions: Read the passage and answer the comprehension questions.

# A Wish for a Fish

Josh had a wish. He sat on a rock with a rod and a bag. He said, "I wish, I wish for a big fish!" Then, Josh had such a shock to see his rod dip. "I got a fish!" said Josh. He ran to the shop. "Whit!" said Josh with a big grin. "Did you get a fish?" said Whit to Josh.



1. Josh had a \_\_\_\_\_.

shop

wish

rock

2. Josh ran to the \_\_\_\_\_.

rock

wish

shop

3. \_\_\_\_\_ said, "Did you get a big fish?"

Whit

Josh

Fish

Name: \_\_\_\_\_


DIGRAPH WORDS



Directions: Read the passage and answer the comprehension questions.

# The Bash for Beth

Josh, Chad, and Whit had a bash for Beth. Josh got Beth a thin dish. "I like this dish," Beth said to Josh with a grin. Chad got Beth a mesh sash. "This is so posh," said Beth to Chad with a hug. Whit got Beth a shell that had a bell in it. "The bash was a hit!" Beth said.



1. Josh, Chad, and Whit had a \_\_\_\_\_ for Beth.

dish

shell

bash

2. Chad got Beth a \_\_\_\_\_.

thin dish

mesh sash

bell shell

3. \_\_\_\_\_ said, "This bash was a hit!"

Beth

Whit

Chad

Name: \_\_\_\_\_


DOUBLE ENDINGS



Directions: Read the passage and answer the comprehension questions.

# The Hill Mess

Jill and Bill set off for the hill. Jill had a bag and Bill had a bucket. On the hill, they did see a big mess. Moss was on the rocks and a basket of shells had a spill. Jill fell on the rocks with moss. “Ack!” she said. Bill had a plan. “We will pick up this mess. Get your bag for the rocks. I will add the shells to the bucket.”



1. Jill had a \_\_\_\_\_.

bucket

bag

shell

2. Jill \_\_\_\_\_ on the rocks with moss.

will

add

fell

3. \_\_\_\_\_ said, “I will add the shells to the bucket.”

Jill

Bill

Moss

Name: \_\_\_\_\_

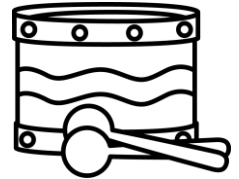
CCVC WORDS



Directions: Read the passage and answer the comprehension questions.

# The Drum Crack

Brad had a plan. He and Greg got a grip on the drum. They had to drag it to the truck. Brad hit a slick spot. He fell flat. "Stop the trip!" said Greg. Brad got back up with a glum look as he said, "Let's grab a snack!" They sat on the truck bed and had a plum. Greg said, "Do not look but the drum has a crack."



1. Brad had a \_\_\_\_\_.

spot

plan

flat

2. They sat on the \_\_\_\_\_ bed.

truck

drum

slick

3. "Do not look but the drum has a \_\_\_\_\_."

plan

truck

crack

Name: \_\_\_\_\_

CCVC WORDS



Directions: Read the passage and answer the comprehension questions.

# Frogs Can Hop

A frog can hop on a log or even rocks. Frogs can get bugs with a big grab. A frog can hop from spot to spot. Frogs will nap in the sun. Frogs have thick flesh. The flesh will look slick or wet. A frog is not a pet, but it is fun to spot them. Frogs are so quick so do not miss them. Hop, hop, hop they will go!



1. Frogs can get bugs with a big \_\_\_\_\_.

slick

grab

spot

2. The \_\_\_\_\_ will look slick or wet.

spot

flesh

rock

3. \_\_\_\_\_ are so quick so do not miss them.

Frogs

Bugs

Rocks

Name: \_\_\_\_\_


CVCE WORDS



Directions: Read the passage and answer the comprehension questions.

# The Bike Ride

Jake had a bike. He rode to the lake with a cake in a crate. At the lake, Jake met Kate. Kate had a kite and a red cape. Jake gave Kate a slice of cake. Kate let Jake ride on her bike. They did see a big cave by the gate. They did not go in. They rode back home in time for a quick game of "Shake the Snakes."



1. Jake and Kate rode to the \_\_\_\_\_.

crate

gate

lake

2. Jake gave Kate a \_\_\_\_\_ of cake.

slice

crate

ride

3. They rode back \_\_\_\_\_ in time.

shake

home

gate

Name: \_\_\_\_\_


CVCE WORDS



Directions: Read the passage and answer the comprehension questions.

# The Dig Site

Mike and Dale are at the dig site. Mike is in the crane. He can pick up the poles and drop them. Mike will place the poles in a nice and even pile. Dale will scrape and plane the site. A nice home will be at the dig site in no time. The men are safe at the dig site. At five o'clock, they pack it all up to go home.



1. Mike and Dale are at the dig \_\_\_\_\_.

home

site

crane

2. \_\_\_\_\_ is in the crane.

Dale

Mike

Site

3. A nice \_\_\_\_\_ will be at the dig site in no time.

site

scrape

home

Name: \_\_\_\_\_

CVCE WORDS



Directions: Read the passage and answer the comprehension questions.

# Moles

A mole can live in a hole. The hole is like a cave to the mole. This hole is the mole's safe place. A mole can make a big dome in your grass. The dome is a big pile that is mud-like. A mole can poke its nose up from the hole. It will sniff to see if it is safe. A mole can snack on bugs. It will go back to its safe hole.



1. The \_\_\_\_\_ is like a cave to the mole.

safe

nose

hole

2. The \_\_\_\_\_ is a big pile that is mud-like.

dome

mole

safe

3. It will sniff to see if it is \_\_\_\_\_ .

safe

dome

place

Name: \_\_\_\_\_

R-CONTROLLED



Directions: Read the passage and answer the comprehension questions.

# The Barn and the Wind

It was dark at the farm. Burt and Carl ran to the barn. The wind was near. They did not want to get hurt. Burt held the cart. Carl shut the big door. The wind gave a sharp burst. It made the dirt fly and the herd snort. They sat on the cart and had a snack. Burt had a nap. Carl did see a hen peck at the dirt near the corner of the barn. The barn was warm. They did not fear the wind inside the barn.



1. \_\_\_\_\_ shut the big door.

Burt

Carl

Herd

2. The barn was \_\_\_\_\_ .

fear

near

warm

3. They did not \_\_\_\_\_ the wind inside the barn.

burst

fear

snort

Name: \_\_\_\_\_



Directions: Read the passage and answer the comprehension questions.

# The Rainy Road Trip

It was a gray day. Bea and Clay had a plan to take a road trip. They got in the van and drove down the main road. Then the rain began. "Do we still go?" Clay said. Bea gave a nod. "Yes! We will not let the rain stop us!" They saw a goat on the side of the road. Bea gave it some toast. Clay took a photo with a big smile. The rain came down again. The trip was still a great time.



1. \_\_\_\_\_ and Clay had a plan to take a road trip.

Clay

Goat

Bea

2. Bea gave the \_\_\_\_\_ some toast.

goat

road

main

3. The \_\_\_\_\_ came down again.

road

rain

photo

Name: \_\_\_\_\_



Directions: Read the passage and answer the comprehension questions.

# Bees

Bees live in a hive. They sleep and eat in the hive. Bees work as a team. Each day, bees fly out and about. They might land on a leaf or a bright flower. Bees sip from the sweet part of the plant. Bees clean their wings and buzz back home. At the hive, they make honey and feed the queen bee. They keep the hive neat and safe. Bees help seeds and plants grow. A bee may be small, but it has a great job.



1. Bees work as a \_\_\_\_\_ .

team

honey

flower

2. Bees sip from the \_\_\_\_\_ part of the plant.

clean

sweet

honey

3. They keep the hive \_\_\_\_\_ and safe.

queen

team

neat



**This packet is the property of Tara West and is protected through copyright and trademark registrations. All rights reserved.**

**No part of this digital download may be reproduced electronically, shared without additional licenses, or placed on the internet for others to access without the prior permission from the publisher, Tara West.**

**If you are a school district using this download as curriculum for more than one teacher an additional school license will need to be purchased.**

**The clipart images are intellectual property of Laura Strickland of Whimsy Clips.**

#### **Contact Information**

**Email: [littlemindsatworkLLC@gmail.com](mailto:littlemindsatworkLLC@gmail.com)**

**Website: [www.littlemindsatwork.org](http://www.littlemindsatwork.org)**

**Store: <http://www.teacherspayteachers.com/Store/Tara-West>**