



A NOTE FROM TARA WEST

Thanks so much for downloading the free Guided Phonics + Beyond supplemental packet: VC Blending Resources. This resource offers hands-on centers and printables for VC blending fluency. The resources can be used in multiple settings: whole-group instruction, small-group instruction, independent phonics center, and/or at-home supplement. If you have any additional questions as always, email me: littlemindsatworkLLC@gmail.com, follow me on Facebook, or visit my website, *Little Minds at Work*.



Name: _____



Directions: Search and “spy” each word.

ax



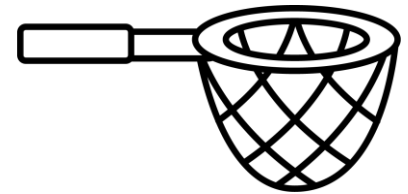


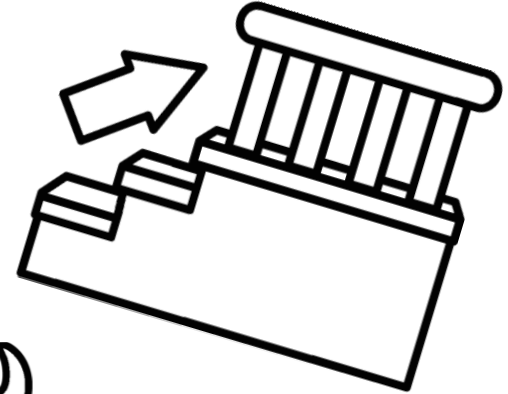

ox

in


on

us



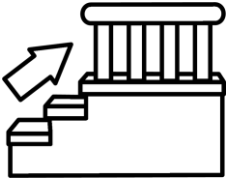
up



Name: _____



Directions: Search and "spy" each word.

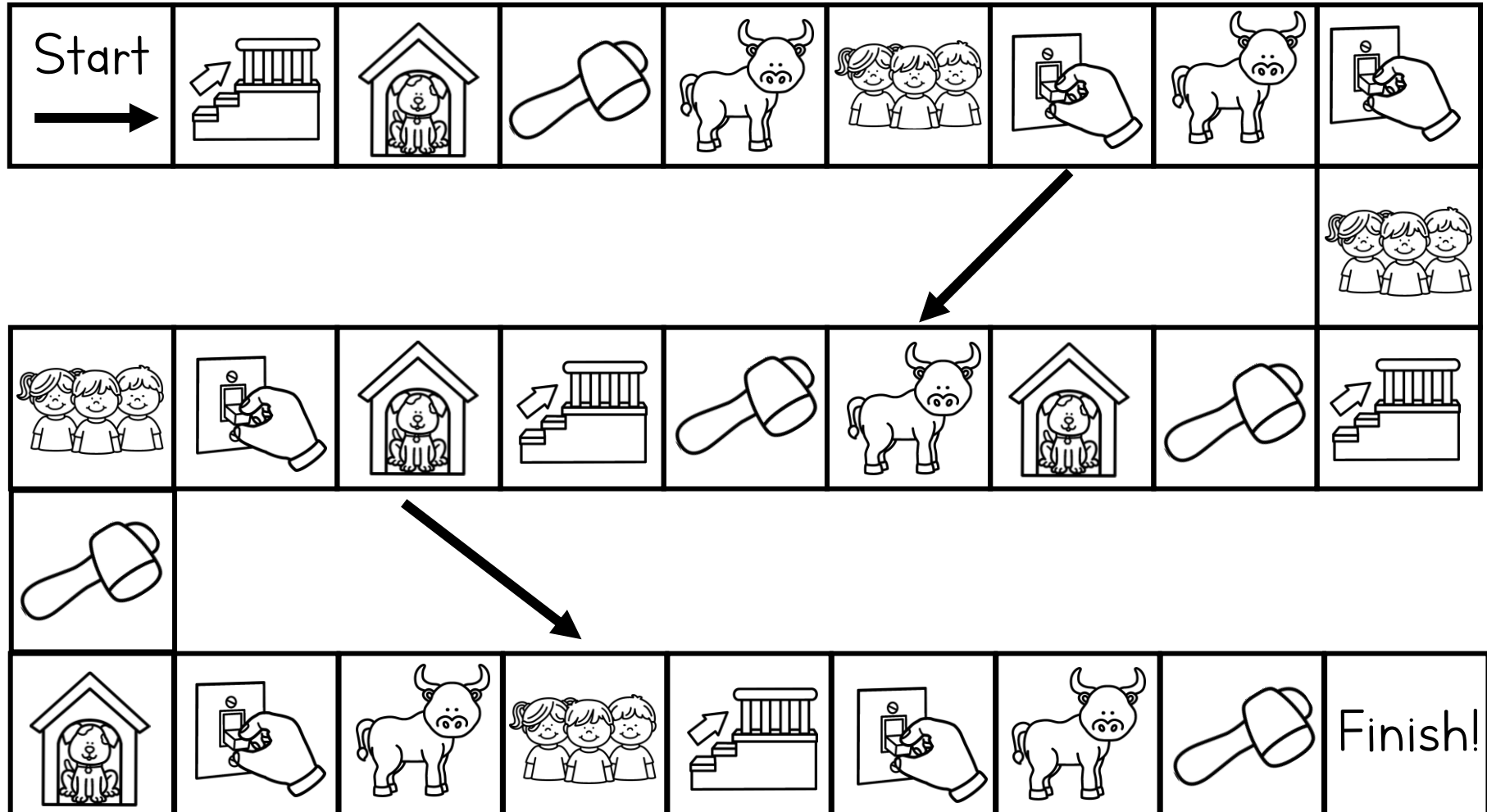


if dx on
it us ox
up dt in

Roll it, Read it, Write It: VC Gameboard



Directions: Place your marker at start. Roll the dice, move your marker that many spaces, write the word. If you land on a picture with an arrow, you can move ahead by writing both words. If you do not know the word, ask a partner for help. Switch turns with a partner after each roll.




Roll it, Play it, Read It: VC Gameboard



Directions: Place your marker at start. Roll the dice, move your marker that many spaces, read the word. If you land on a word with an arrow, you can move ahead by reading both words. If you do not know the word, ask a partner for help. Switch turns with a partner after each roll.

Start →	in	up	ax	on	us	ox	at	it
								up
in	us	ox	it	at	in	on	ax	if
if								
us	at	ax	on	up	it	in	if	Finish!




©Tara West

up


©Tara West

ax

©Tara West



Guided Phonics + Beyond



Guided Phonics + Beyond




Guided Phonics + Beyond



in


©Tara West



Guided Phonics + Beyond

us

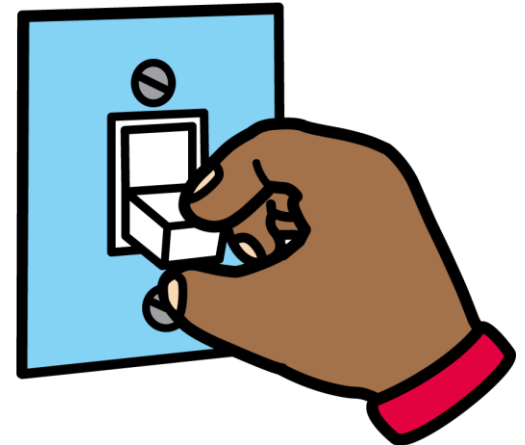
©Tara West



Guided Phonics + Beyond

ox

©Tara West




Guided Phonics + Beyond



on

©Tara West





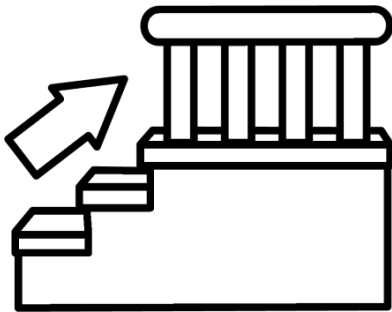
©Tara West

up


©Tara West

ax


©Tara West



Guided Phonics + Beyond



Guided Phonics + Beyond




Guided Phonics + Beyond



in


©Tara West



Guided Phonics + Beyond

us


©Tara West



Guided Phonics + Beyond

ox

©Tara West



Guided Phonics + Beyond



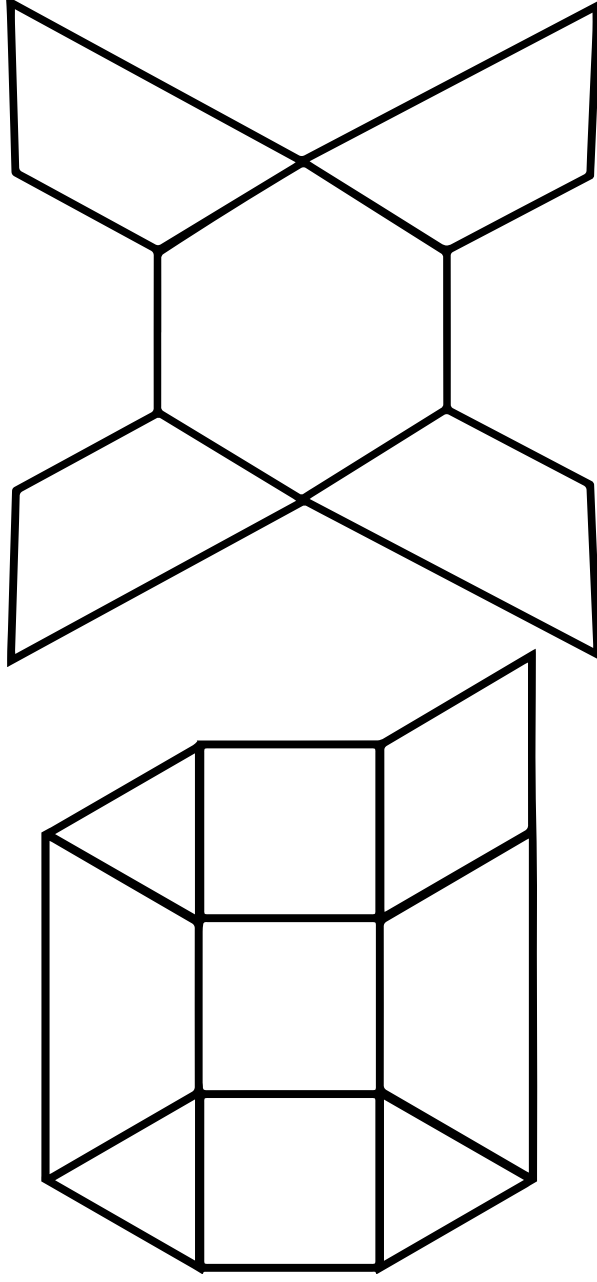
on

©Tara West

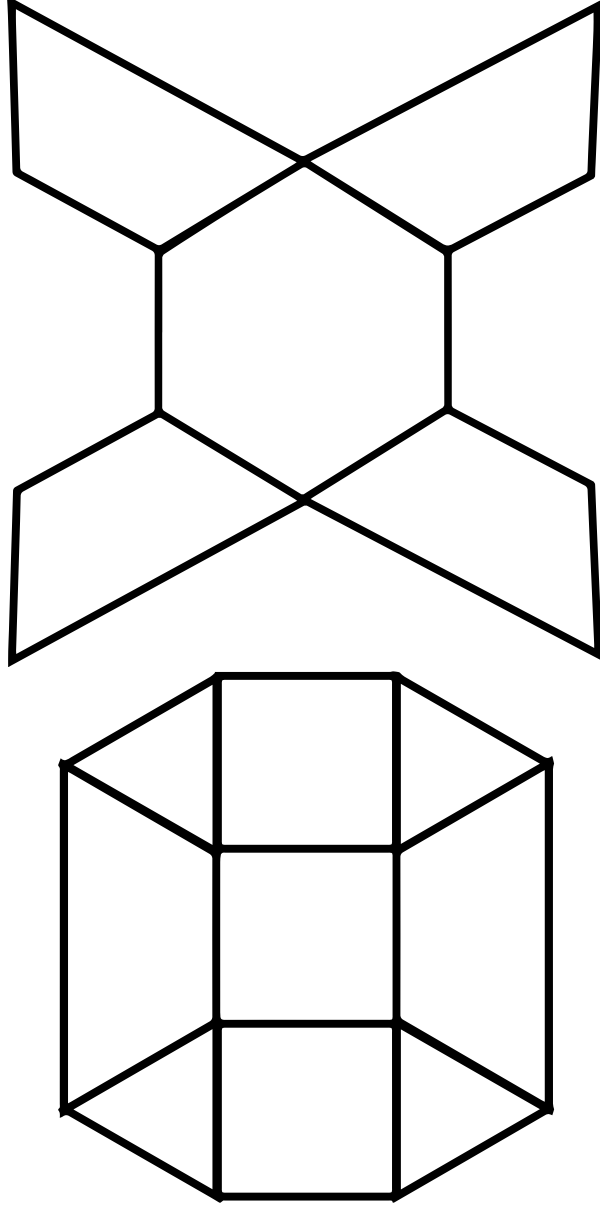

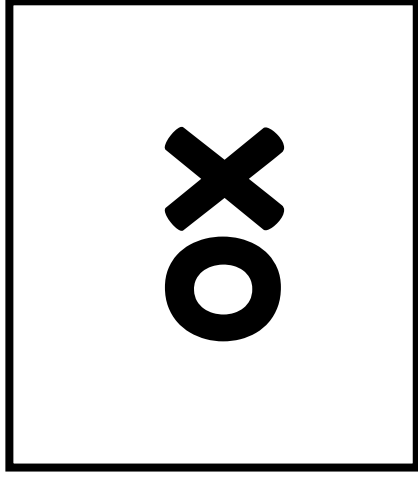


INSTANT Mats: Block Word Build

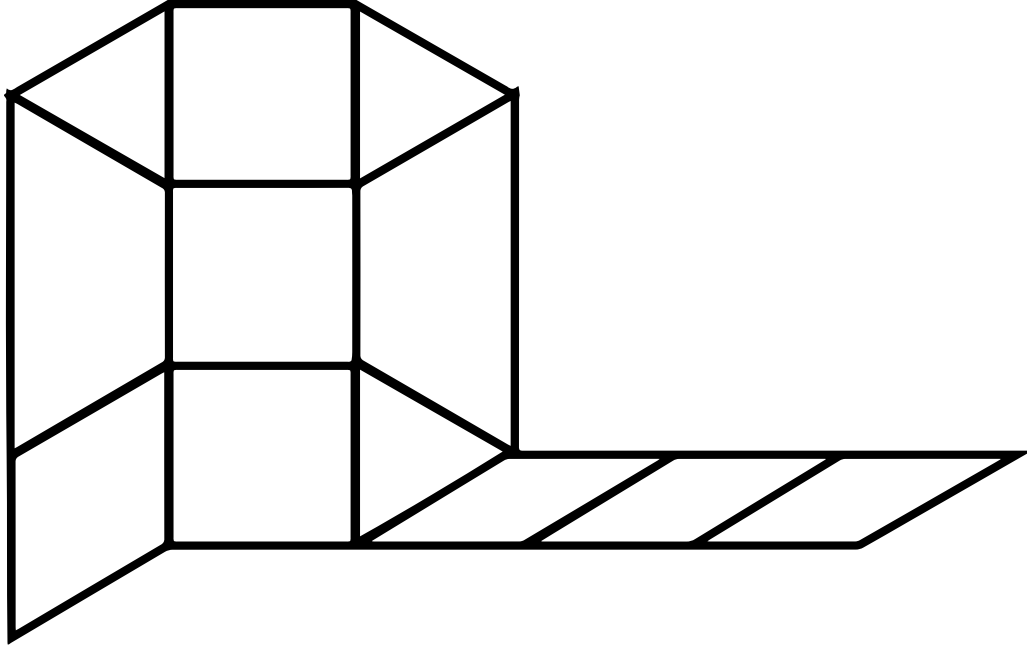
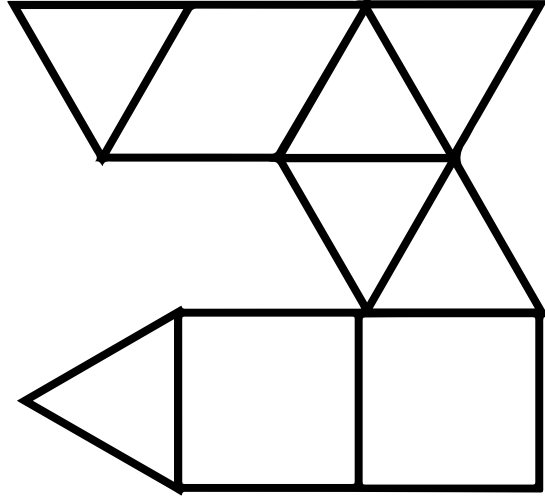
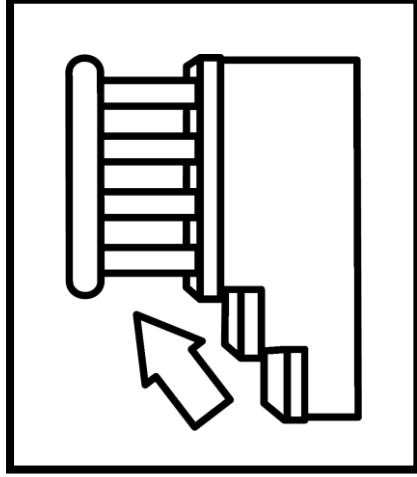

ax



INSTANT Mats: Block Word Build

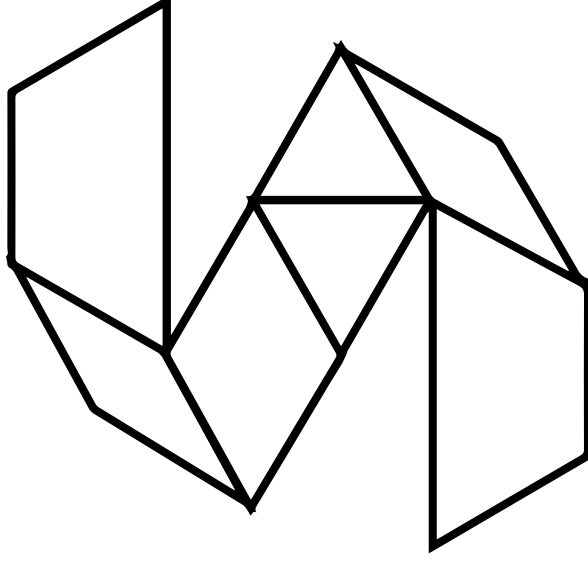
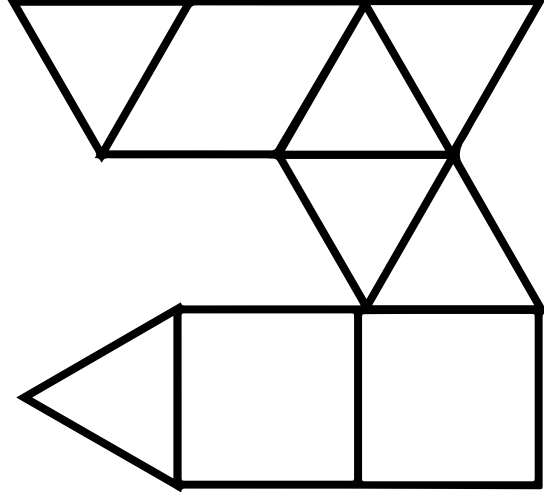



INSTANT Mats: Block Word Build



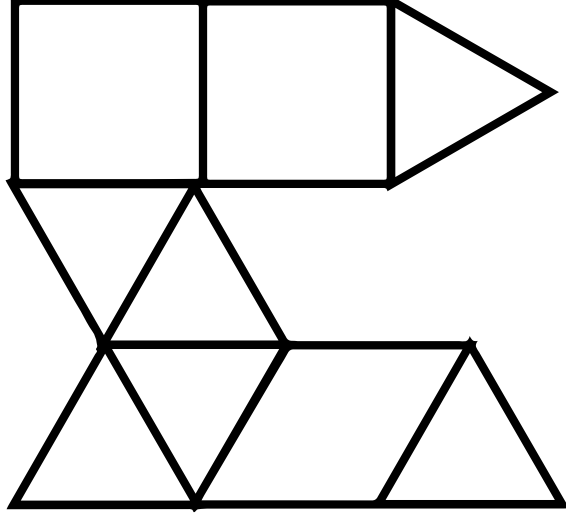
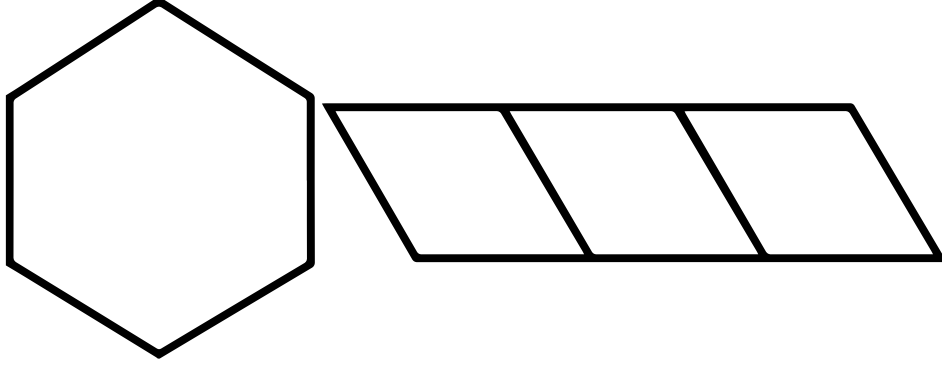

INSTANT Mats: Block Word Build

us

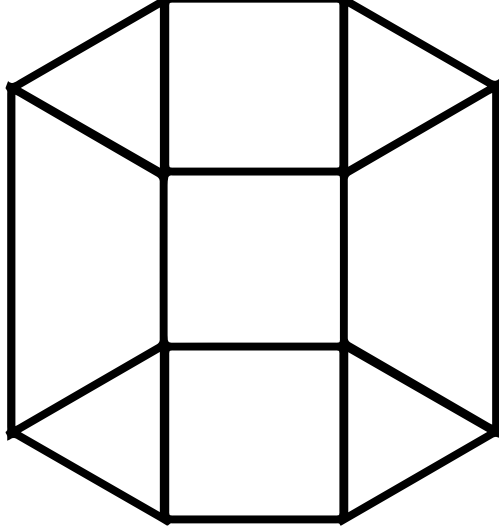
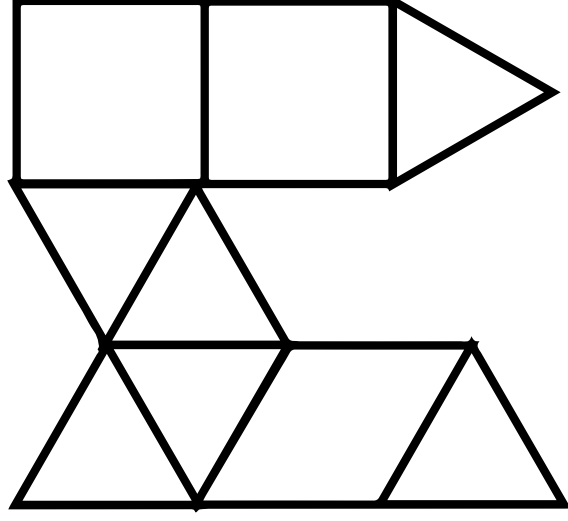


INSTANT Mats: Block Word Build


in



INSTANT Mats: Block Word Build



on



Name: _____

Blending

VC lessons



Directions: Read through the drill sheet.

at

it

it

in

at

ax

if

in

ax

it

at

in

at

in

if

if

it

ax

if

at

it

ax

in

it

if

ax

in

at

if

ax

Name: _____

Blending

VC lessons



Directions: Read through the drill sheet.

up

ox

on

us

on

us

on

ox

up

us

up

ox

us

on

us

on

up

on

us

on

on

ox

us

up

ox

up

on

us

ox

up

Name: _____

Blending

VC lessons



Directions: Read through the drill sheet.

as

an

is

as

an

is

as

is

am

is

an

is

an

as

am

as

is

am

is

as

am

as

an

am

as

is

as

am

is

an

Name: _____

Blending

VC lessons



Directions: Read through the drill sheet.

an

am

an

am

an

on

an

on

an

am

on

am

on

am

on

am

on

am

an

on

an

am

an

am

on

an

on

am

on

an

Name: _____

Blending

VC lessons



Directions: Read through the drill sheet.

ax

at

in

ax

up

on

ox

if

us

ox

us

it

up

it

on

in

if

at

ax

it

ax

us

in

if

up

in

at

on

it

ox

Name: _____

Blending

VC lessons



Directions: Read through the drill sheet.

up

us

ax

in

if

if

up

us

it

up

in

at

ox

us

ax

at

in

at

up

at

if

ox

us

in

it

it

at

in

ax

up



This packet is the property of Tara West and is protected through copyright and trademark registrations. All rights reserved.

No part of this digital download may be reproduced electronically, shared without additional licenses, or placed on the internet for others to access without the prior permission from the publisher, Tara West.

If you are a school district using this download as curriculum for more than one teacher an additional school license will need to be purchased.

The clipart images are intellectual property of Laura Strickland of Whimsy Clips.

Contact Information

Email: littlemindsatworkLLC@gmail.com

Website: www.littlemindsatwork.org

Store: <http://www.teacherspayteachers.com/Store/Tara-West>