


Guided Phonics + Beyond Unit 7 Aligned

SCIENCE OF READING BLENDING

10 INCLUDED DRILLS

*phonics-based and
fully decodable*



SCIENCE OF READING BLENDING ■ -tch and -dge Blending Drills

The Science of Reading Blending Drills are phonics-based exercises aimed at enhancing fluency and accuracy in early readers. This resource features 10 engaging drills that cover various blending techniques: successive blending, sound-by-sound blending and sentence pyramids. Each drill is designed to foster automaticity and confidence, with full-color and black-and-white versions. With over 30 pages, it serves as a valuable tool for small-group instruction or independent practice. **[LISTEN MORE HERE.](#)**

Click images to access.

Activity 1: Successive Builders

Fluency Blending Drills: Successive Builders

Name: _____

tch

h ha hatch	c ca catch
p pa patch	l la latch
p pi pitch	h hi hitch

h ha hatch	c ca catch
p pa patch	l la latch
p pi pitch	h hi hitch

Students use successive blending to read each word. Successive blending is a strategy where students blend sounds one at a time to gradually form a word.

Activity 2: Blend It Again

Fluency Blending Drills: Blend It Again

Name: _____

tch

hatch	match
patch	latch
witch	hitch

hatch	match
patch	latch
witch	hitch

Students blend through the word three times. For each read-through, students will place a checkmark in the box. This drill embeds repeated reading and builds fluency.

Activity 3: Word Builders

Fluency Blending Drills: Word Builders

Name: _____

tch

h → a → tch ha → tch hatch	c → a → tch ca → tch catch
p → a → tch pa → tch patch	l → a → tch la → tch latch
w → i → tch wi → tch witch	h → i → tch hi → tch hitch

h → a → tch ha → tch hatch	c → a → tch ca → tch catch
p → a → tch pa → tch patch	l → a → tch la → tch latch
w → i → tch wi → tch witch	h → i → tch hi → tch hitch

Students use successive and continuous blending to stretch the vowel before adding the final sound to read the full word.

Activity 4: Sounds-to-Word

Fluency Blending Drills: Sounds-to-Word

Name: _____

tch

h	a	tch	ha	tch	hatch
c	a	tch	ca	tch	catch
p	a	tch	pa	tch	patch
l	a	tch	la	tch	latch
p	i	tch	pi	tch	pitch
h	i	tch	hi	tch	hitch

h	a	tch	ha	tch	hatch
c	a	tch	ca	tch	catch
p	a	tch	pa	tch	patch
l	a	tch	la	tch	latch
p	i	tch	pi	tch	pitch
h	i	tch	hi	tch	hitch

Students apply successive blending in a horizontal format, connecting each sound left to right to read and re-blend the full word. The drill utilizes tracking dots for assistance.

Activity 5: Sound-Focused

Fluency Blending Drills: Beginning Sounds

tch

h	h	h	h a tch
c	c	c	c a tch
p	p	p	p a tch
l	l	l	l a tch
p	p	p	p i tch
h	h	h	h i tch

Name: _____

tch



h	h	h	h a tch
c	c	c	c a tch
p	p	p	p a tch
l	l	l	l a tch
p	p	p	p i tch
h	h	h	h i tch

Students focus on a beginning, medial, or ending sound that they repeat it and then blend the word.

Activity 6: Slide the Sound

Fluency Blending Drills: Slide the Sound

tch

h	a	tch	hatch
m	a	tch	match
c	a	tch	catch
l	a	tch	latch
w	i	tch	witch
h	i	tch	hitch

Name: _____

tch



h	a	tch	hatch
m	a	tch	match
c	a	tch	catch
l	a	tch	latch
w	i	tch	witch
h	i	tch	hitch

Students slide their finger or object through each sound as they state it and then blend the word together.

Activity 7: Sound-by-Sound

Fluency Blending Drills: Sound-by-Sound

tch

h	a	tch	m	a	tch
p	a	tch	l	a	tch
p	i	tch	h	i	tch

Name: _____

tch



h	a	tch	m	a	tch
p	a	tch	l	a	tch
p	i	tch	h	i	tch

Students blend each word sound-by-sound. Then, students read through the word using fluency.

Activity 8: Sentences

Fluency Blending Drills: Sentences

tch

A chick did hatch.
Match them up.
I can play catch.
Close the latch.
The witch is old.
Pitch it to him.

Name: _____

tch



A chick did hatch.
Match them up.
I can play catch.
Close the latch.
The witch is old.
Pitch it to him.

Student read the sentence, tapping the tracking dots to state each word and reread with fluency.

Activity 9: Sentence Pyramids

Fluency Blending Drills: Pyramids

tch

The	Light
The little	Light the
The little bird	Light the match
The little bird did	Light the match for
The little bird did hatch.	Light the match for me.
Can	There
Can you	There is
Can you catch	There is on
Can you catch the	There is an ice
Can you catch the bus?	There is an ice patch.
Did	Hitch
Did you	Hitch it
Did you shut	Hitch it to
Did you shut the	Hitch it to the
Did you shut the latch?	Hitch it to the back.

Name: _____

tch



The	Light
The little	Light the
The little bird	Light the match
The little bird did	Light the match for
The little bird did hatch.	Light the match for me.
Can	There
Can you	There is
Can you catch	There is on
Can you catch the	There is an ice
Can you catch the bus?	There is an ice patch.
Did	Hitch
Did you	Hitch it
Did you shut	Hitch it to
Did you shut the	Hitch it to the
Did you shut the latch?	Hitch it to the back.

Students build fluency by reading sentences word by word, adding a new word on each line.

Activity 10: Sentence Phrases

Fluency Blending Drills: Sentence Phrases

tch

Make sure	you lock	the hatch.
Make sure you lock	the hatch.	
Make sure you lock the hatch.		
I fell	on the	ice patch.
I fell on the	ice patch.	
I fell on the ice patch.		
The witch	had a	black hat.
The witch had a	black hat.	
The witch had a black hat.		
He will	pitch at	the game.
He will pitch at	the game.	
He will pitch at the game.		

Name: _____

tch



Make sure	you lock	the hatch.
Make sure you lock	the hatch.	
Make sure you lock the hatch.		
I fell	on the	ice patch.
I fell on the	ice patch.	
I fell on the ice patch.		
The witch	had a	black hat.
The witch had a	black hat.	
The witch had a black hat.		
He will	pitch at	the game.
He will pitch at	the game.	
He will pitch at the game.		

Student read phrases within the sentence, building fluency as they work to read the entire sentence.

h

ha

hatch



c

ca

catch



p

pa

patch



l

la

latch



p

pi

pitch



h

hi

hitch



h

he

hedge



l

le

ledge



l

lo

lodge



j

ju

judge



n

nu

nudge



b

ba

badge



hatch



--	--	--

match



--	--	--

patch



--	--	--

latch



--	--	--

witch



--	--	--

hitch



--	--	--

hedge



lodge



--	--	--

--	--	--

fudge



nudge



--	--	--

--	--	--

badge



wedge



--	--	--

--	--	--

h → a → tch

ha → tch

hatch

→

c → a → tch

ca → tch

catch

→

p → a → tch

pa → tch

patch

→

l → a → tch

la → tch

latch

→

w → i → tch

wi → tch

witch

→

h → i → tch

hi → tch

hitch

→

h → e → dge

he → dge

hedge
→

l → o → dge

lo → dge

lodge
→

j → u → dge

ju → dge

judge
→

n → u → dge

nu → dge

nudge
→

b → a → dge

ba → dge

badge
→

w → e → dge

we → dge

wedge
→

h ●	a ●	tch ●	ha →	tch ●	hatch →
--------	--------	----------	---------	----------	------------

c ●	a ●	tch ●	ca →	tch ●	catch →
--------	--------	----------	---------	----------	------------

p ●	a ●	tch ●	pa →	tch ●	patch →
--------	--------	----------	---------	----------	------------

l ●	a ●	tch ●	la →	tch ●	latch →
--------	--------	----------	---------	----------	------------

p ●	i ●	tch ●	pi →	tch ●	pitch →
--------	--------	----------	---------	----------	------------

h ●	i ●	tch ●	hi →	tch ●	hitch →
--------	--------	----------	---------	----------	------------

h	e	dge
•	•	•

he	dge
→	•

hedge
→

l	e	dge
•	•	•

le	dge
→	•

ledge
→

l	o	dge
•	•	•

lo	dge
→	•

lodge
→

j	u	dge
•	•	•

ju	dge
→	•

judge
→

b	a	dge
•	•	•

ba	dge
→	•

badge
→

w	e	dge
•	•	•

we	dge
→	•

wedge
→

h



h



h



h a tch



c



c



c



c a tch



p



p



p



p a tch



l



l



l



l a tch



p



p



p



p i tch



h



h



h



h i tch



h



h



h



h e dge



l



l



l



l e dge



f



f



f



f u dge



n



n



n



n u dge



b



b



b



b a dge



w



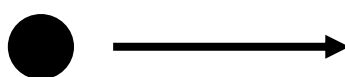
w



w



w e dge



a



a



a



h a tch



a



a



a



m a tch



a



a



a



p a tch



a



a



a



l a tch



i



i



i



w i tch



i



i



i



h i tch



e



e



e



h e dge



e



e



e



l e dge



u



u



u



f u dge



u



u



u



n u dge



a



a



a



b a dge



e



e



e



w e dge



tch tch tch



h a tch



tch tch tch



c a tch



tch tch tch



p a tch



tch tch tch



l a tch



tch tch tch



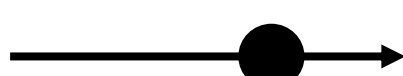
w i tch



tch tch tch



p i tch



dge dge dge

● ● ●

h e dge

—————●→

dge dge dge

● ● ●

l e dge

—————●→

dge dge dge

● ● ●

l o dge

—————●→

dge dge dge

● ● ●

f u dge

—————●→

dge dge dge

● ● ●

b a dge

—————●→

dge dge dge

● ● ●

w e dge

—————●→

Fluency Blending Drills: Slide the Sound

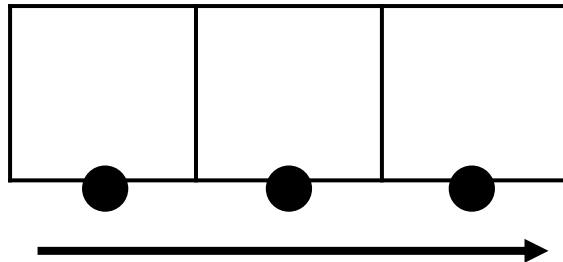
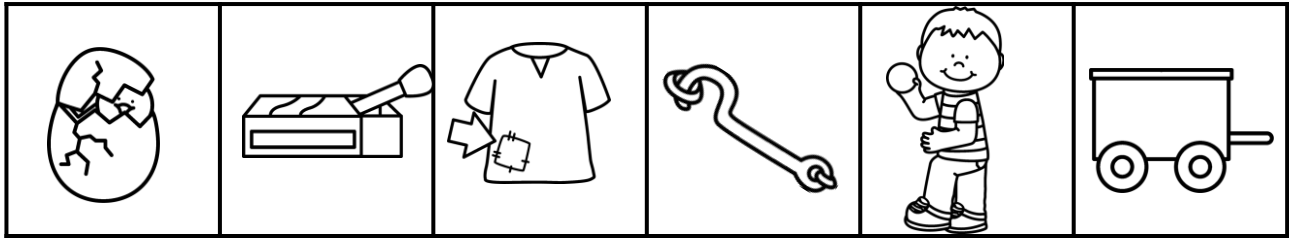
tch

h ●	a ●	tch ●	hatch →
m ●	a ●	tch ●	match →
c ●	a ●	tch ●	catch →
l ●	a ●	tch ●	latch →
w ●	i ●	tch ●	witch →
h ●	i ●	tch ●	hitch →

Fluency Blending Drills: Slide the Sound

dge

h ●	e ●	dge ●	hedge →
l ●	e ●	dge ●	ledge →
l ●	o ●	dge ●	lodge →
f ●	u ●	dge ●	fudge →
b ●	a ●	dge ●	badge →
w ●	e ●	dge ●	wedge →



h a tch

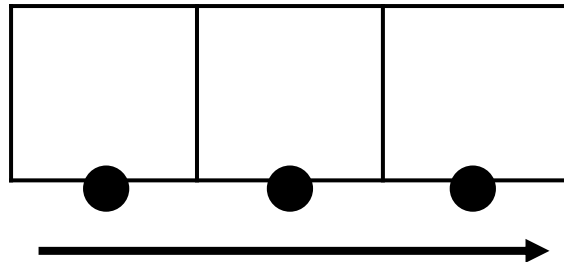

m a tch

p a tch

l a tch

p i tch

h i tch



h e dge

l e dge

f u dge

j u dge

b a dge

w e dge

A chick did hatch.

• • • •

Match them up.

• • •

I can play catch.

• • • •

Close the latch.

• • •

The witch is old.

• • • •

Pitch it to him.

• • • •

The hedge is tall.

• • • •

It is on the ledge.

• • • • •

Go to the lodge.

• • • •

The fudge is good.

• • • •

Give him a nudge.

• • • •

Wedge it in there.

• • • •

The

The little

The little bird

The little bird did

The little bird did hatch.

Light

Light the

Light the match

Light the match for

Light the match for me.

Can

Can you

Can you catch

Can you catch the

Can you catch the bus?

There

There is

There is an

There is an ice

There is an ice patch.

Did

Did you

Did you shut

Did you shut the

Did you shut the latch?

Hitch

Hitch it

Hitch it to

Hitch it to the

Hitch it to the back.

Dad

Dad will

Dad will trim

Dad will trim the

Dad will trim the hedge.

He

He fell

He fell off

He fell off the

He fell off the ledge.

I

I like

I like to

I like to eat

I like to eat fudge.

A

A judge

A judge has

A judge has a

A judge has a robe.

She

She got

She got a

She got a new

She got a new badge.

I

I ate

I ate a

I ate a cheese

I ate a cheese wedge.

Make sure you lock the hatch.

Make sure you lock the hatch.

Make sure you lock the hatch.

I fell on the ice patch.

I fell on the ice patch.

I fell on the ice patch.

The witch had a black hat.

The witch had a black hat.

The witch had a black hat.

He will pitch at the game.

He will pitch at the game.

He will pitch at the game.

Can you help trim the hedge?

Can you help trim the hedge?

Can you help trim the hedge?

Do not fall off the ledge.

Do not fall off the ledge.

Do not fall off the ledge.

We will stay at the lodge.

We will stay at the lodge.

We will stay at the lodge,

I got a new gold badge.

I got a new gold badge.

I got a new gold badge.

black/white version

Name: _____

tch



h

ha

hatch



c

ca

catch



p

pa

patch



l

la

latch



p

pi

pitch



h

hi

hitch



Name: _____

dge



h

he

hedge
→

l

le

ledge
→

l

lo

lodge
→

j

ju

judge
→

n

nu

nudge
→

b

ba

badge
→

Name: _____

tch



hatch



match



patch



latch



witch



hitch



Name: _____

dge



hedge



lodge



fudge



nudge



badge



wedge



Name: _____

tch



h → a → tch

ha → tch

hatch



c → a → tch

ca → tch

catch



p → a → tch

pa → tch

patch



l → a → tch

la → tch

latch



w → i → tch

wi → tch

witch



h → i → tch

hi → tch

hitch



Name: _____

dge



h → e → dge

he → dge

hedge
→

l → o → dge

lo → dge

lodge
→

j → u → dge

ju → dge

judge
→

n → u → dge

nu → dge

nudge
→

b → a → dge

ba → dge

badge
→

w → e → dge

we → dge

wedge
→

Name: _____

tch



h	a	tch
●	●	●

ha	tch
→	●

hatch
→

c	a	tch
●	●	●

ca	tch
→	●

catch
→

p	a	tch
●	●	●

pa	tch
→	●

patch
→

l	a	tch
●	●	●

la	tch
→	●

latch
→

p	i	tch
●	●	●

pi	tch
→	●

pitch
→

h	i	tch
●	●	●

hi	tch
→	●

hitch
→

Name: _____

dge



h	e	dge
●	●	●

he	dge
→	●

hedge
→

l	e	dge
●	●	●

le	dge
→	●

ledge
→

l	o	dge
●	●	●

lo	dge
→	●

lodge
→

j	u	dge
●	●	●

ju	dge
→	●

judge
→

b	a	dge
●	●	●

ba	dge
→	●

badge
→

w	e	dge
●	●	●

we	dge
→	●

wedge
→

Name: _____

tch



h



h



h



h a tch



c



c



c



c a tch



p



p



p



p a tch



l



l



l



l a tch



p



p



p



p i tch



h



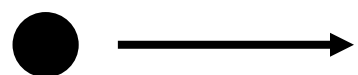
h



h



h i tch



Name: _____

dge



h



h



h



h e dge



l



l



l



l e dge



f



f



f



f u dge



n



n



n



n u dge



b



b



b



b a dge



w



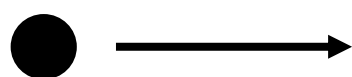
w



w



w e dge



Name: _____

tch



a

a

a

h a tch



a

a

a

m a tch



a

a

a

p a tch



a

a

a

l a tch



i

i

i

w i tch



i

i

i

h i tch



Name: _____

dge



e



e



e



h e dge



e



e



e



l e dge



u



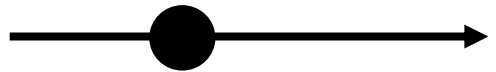
u



u



f u dge



u



u



u



n u dge



a



a



a



b a dge



e



e



e



w e dge



Name: _____

tch



tch tch tch



h a tch



tch tch tch



c a tch



tch tch tch



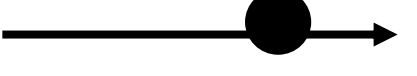
p a tch



tch tch tch



l a tch



tch tch tch



w i tch



tch tch tch



p i tch



Name: _____

dge



dge dge dge

h e dge



dge dge dge

l e dge



dge dge dge

l o dge



dge dge dge

f u dge



dge dge dge

b a dge



dge dge dge

w e dge



Name: _____

tch



h



a



tch



hatch



m



a



tch



match



c



a



tch



catch



l



a



tch



latch



w



i



tch



witch



h



i



tch



hitch



Name: _____

dge



h



e



dge



hedge



l



e



dge



ledge



l



o



dge



lodge



f



u



dge



fudge



b



a



dge



badge



w



e



dge

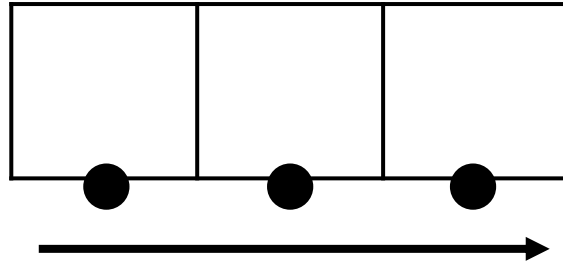
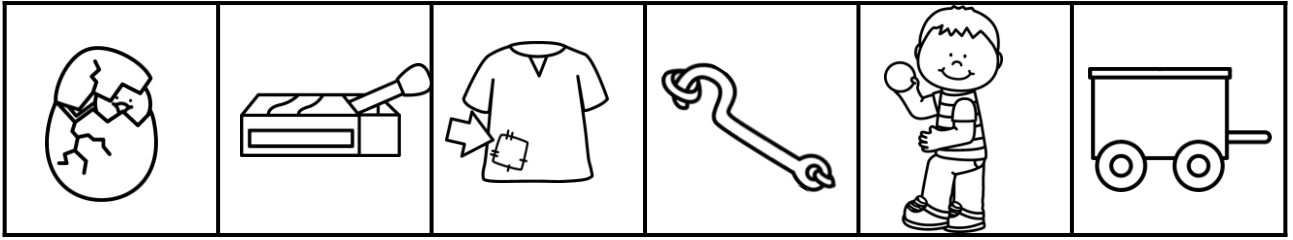


wedge



Name: _____

tch



h	a	tch
---	---	-----

m	a	tch
---	---	-----

p	a	tch
---	---	-----

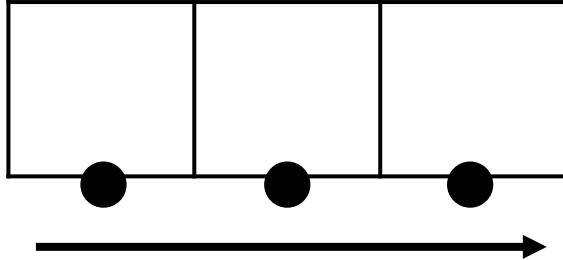

l	a	tch
---	---	-----

p	i	tch
---	---	-----

h	i	tch
---	---	-----

Name: _____

dge



h e dge

l e dge

f u dge

j u dge

b a dge

w e dge

Name: _____

tch



A chick did hatch.

● ● ● ●

Match them up.

● ● ●

I can play catch.

● ● ● ●

Close the latch.

● ● ●

The witch is old.

● ● ● ●

Pitch it to him.

● ● ● ●

Name: _____

dge



The hedge is tall.



It is on the ledge.



Go to the lodge.



The fudge is good.



Give him a nudge.



Wedge it in there.



Name: _____

tch



The

The little

The little bird

The little bird did

The little bird did hatch.

Light

Light the

Light the match

Light the match for

Light the match for me.

Can

Can you

Can you catch

Can you catch the

Can you catch the bus?

There

There is

There is an

There is an ice

There is an ice patch.

Did

Did you

Did you shut

Did you shut the

Did you shut the latch?

Hitch

Hitch it

Hitch it to

Hitch it to the

Hitch it to the back.

Name: _____

dge



Dad

Dad will

Dad will trim

Dad will trim the

Dad will trim the hedge.

He

He fell

He fell off

He fell off the

He fell off the ledge.

I

I like

I like to

I like to eat

I like to eat fudge.

A

A judge

A judge has

A judge has a

A judge has a robe.

She

She got

She got a

She got a new

She got a new badge.

I

I ate

I ate a

I ate a cheese

I ate a cheese wedge.

Name: _____

tch



Make sure you lock the hatch.

Make sure you lock the hatch.

Make sure you lock the hatch.

I fell on the ice patch.

I fell on the ice patch.

I fell on the ice patch.

The witch had a black hat.

The witch had a black hat.

The witch had a black hat.

He will pitch at the game.

He will pitch at the game.

He will pitch at the game.

Name: _____

dge



Can you

help trim

the hedge?

Can you help trim

the hedge?

Can you help trim the hedge?

Do not

fall off

the ledge.

Do not fall off

the ledge.

Do not fall off the ledge.

We will

stay at

the lodge.

We will stay at

the lodge.

We will stay at the lodge.

I got

a new

gold badge.

I got a new

gold badge.

I got a new gold badge.



This packet is the property of Tara West and is protected through copyright and trademark registrations. All rights reserved.

No part of this digital download may be reproduced electronically, shared without additional licenses, or placed on the internet for others to access without the prior permission from the publisher, Tara West.

If you are a school district using this download as curriculum for more than one teacher an additional school license will need to be purchased.

Fonts used within this download are intellectual property of Print Designs by Kris.

The clipart images are intellectual property of Laura Strickland of Whimsy Clips.

Contact Information

Email: littlemindsatworkLLC@gmail.com

Website: www.littlemindsatwork.org

Store: <http://www.teacherspayteachers.com/Store/Tara-West>