

GUIDED PHONICS + BEYOND UNIT 4 ALIGNED

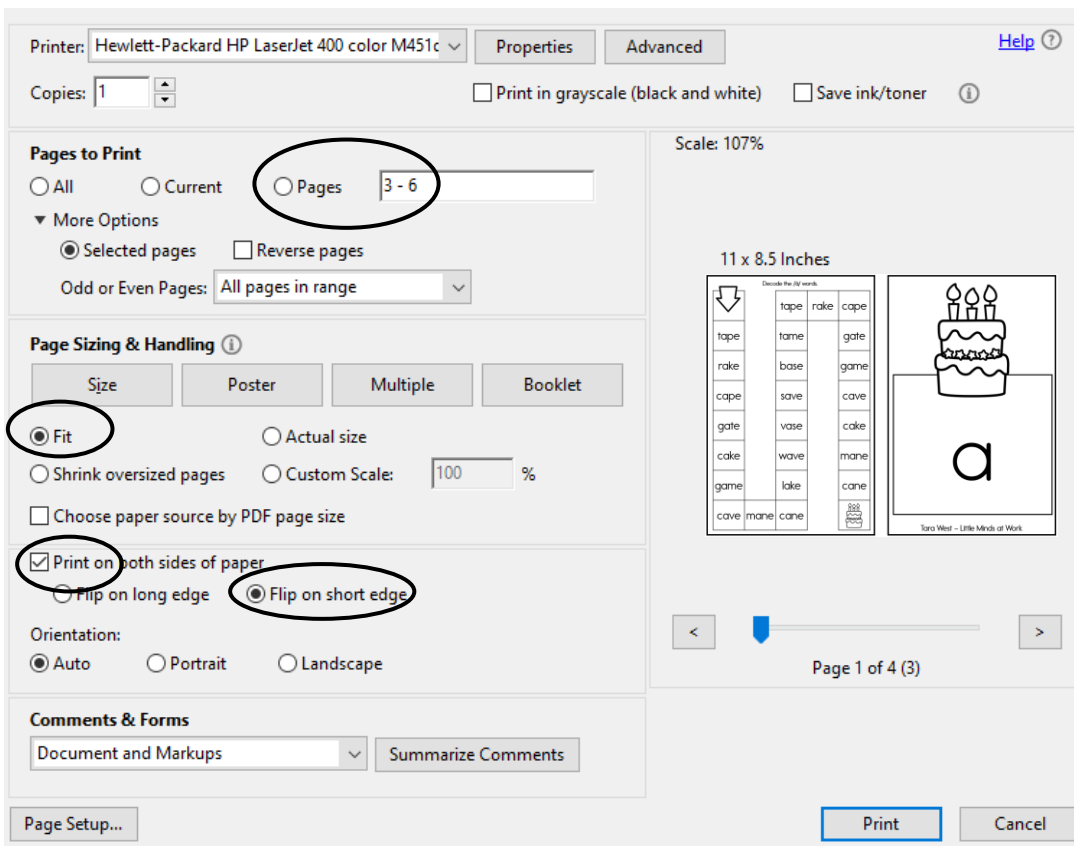

CVCE BOOKS



©Tara West - Little Minds at Work

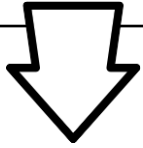
A NOTE FROM TARA WEST


Thanks for downloading the free 8 CVCE books. These books can be used in multiple settings: whole-group instruction, small-group instruction, intervention, literacy center, and/or at-home supplement. Students will work on reading, writing, drawing, and phoneme to grapheme mapping a variety of skill-based words. If you have questions, email me at littlemindsatworkLLC@gmail.com, follow me on [Facebook](#), or visit my blog, [Little Minds at Work](#).



Printing Instructional Booklets: It is very important to follow a few quick printing tips. You can view a tutorial video [HERE!](#) First, you will type in the page numbers you wish to print. Next, select “fit”. This will help the reader to fill the entire page and leave minimal white space. Then, select “print on both sides”. Be sure to also select “flip on short edge”. Lastly, select for the reader to print. NOTE: The books are best printed using Adobe Reader. Adobe Reader is a **free download**. The book will print out on two sheets of paper. You will simply fold the books. Double staple on the left side (optional).

Decode the /ā/ words.






| | | | |
|------|------|------|---|
| tape | tape | rake | cape |
| rake | tame | | gate |
| cape | base | | game |
| gate | save | | cave |
| cake | vase | | cake |
| game | wave | | mane |
| cave | lake | | cane |
| mane | cane | |  |



a

Read the images with the /ā/ sound.



tape, cape, cane, wave, lake, rake

Read and draw the /ā/ words.

lake



vase



cake



wave

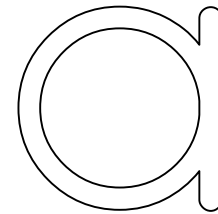


Write the words.





Trace the vowel as you state the matching sound.




Write the vowel as you state the matching sound.

| | | |
|-------|-------|-------|
| _____ | _____ | _____ |
| ----- | ----- | ----- |
| _____ | _____ | _____ |
| ----- | ----- | ----- |
| _____ | _____ | _____ |

State the sound as you read, /ā/, /ā/, /ā/, ____.


ā, ā, ā,



ā, ā, ā,



ā, ā, ā,




Map and write the words.




e



e




e



e

Decode the /ā/ words.



name

gate

name

same

same

tape

take

gave

wave

gave

take

cake

make

came

game

late

make


pave

fade

late




date

fade



a

Read the images with the /ā/ sound.



same, cake, cave, gave, game, name

Read and draw the /ā/ words.


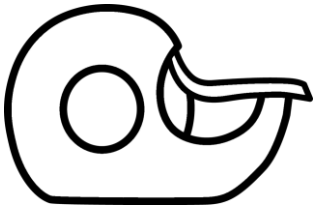
game
→

mane
→

cane
→

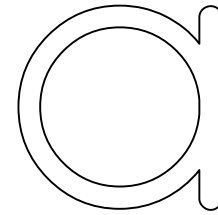
same
→

Write the words.





Trace the vowel as you state the matching sound.



Write the vowel as you state the matching sound.


| | | |
|-------|-------|-------|
| _____ | _____ | _____ |
| ----- | ----- | ----- |
| _____ | _____ | _____ |
| ----- | ----- | ----- |
| _____ | _____ | _____ |

State the sound as you read, /ā/, /ā/, /ā/, ____.

ā, ā, ā,



ā, ā, ā,



ā, ā, ā,




Map and write the words.



e



e

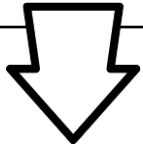



e

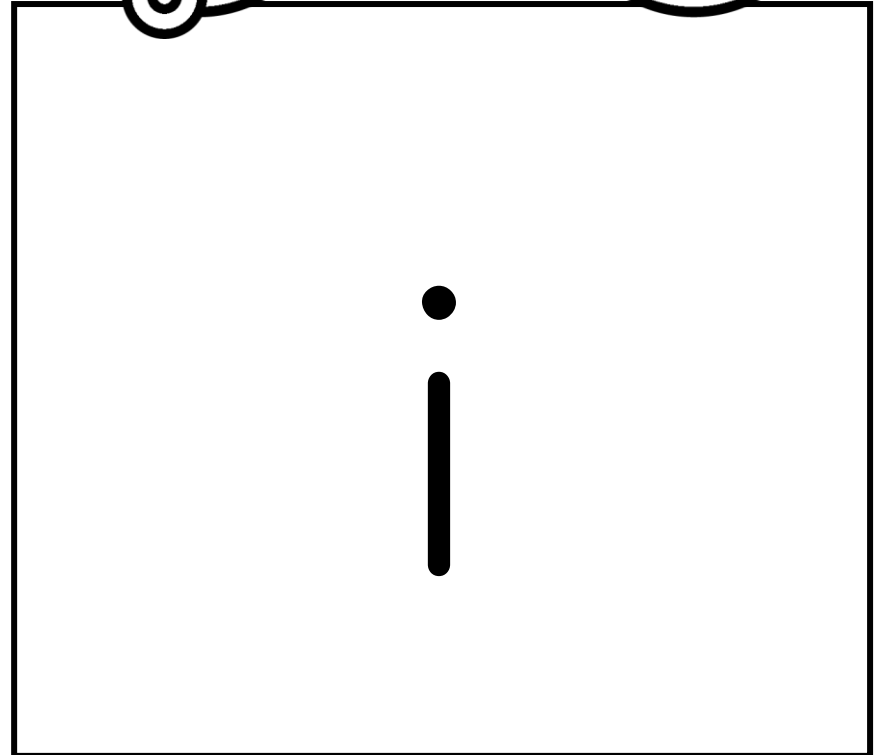



e




Decode the /ī/ words.



| | | | |
|------|-------|------|---|
| | fire | bite | five |
| five | line | | hive |
| bite | dime | | vine |
| hive | nine | | pipe |
| vine | hide | | bike |
| pipe | white | | time |
| bike | ride | | hike |
| hike | time | like |  |



Read the images with the /ī/ sound.



bite, five, hive, vine, bike, pipe

Read and draw the /ī/ words.

five



time



shine




pipe



Write the words.











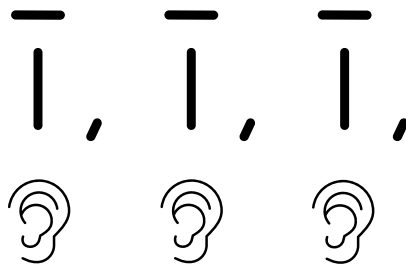

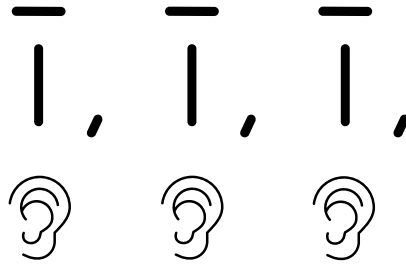

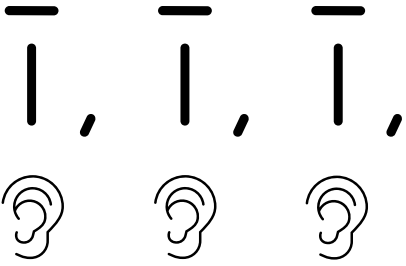
Trace the vowel as you state the matching sound.





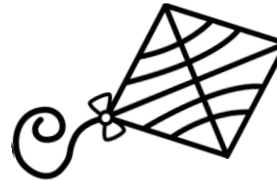



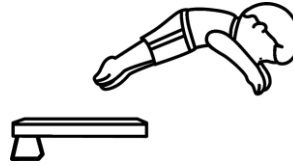
Write the vowel as you state the matching sound.

| | | |
|-------|-------|-------|
| _____ | _____ | _____ |
| ----- | ----- | ----- |
| _____ | _____ | _____ |
| ----- | ----- | ----- |
| _____ | _____ | _____ |

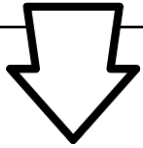
State the sound as you read, /ī/, /ī/, /ī/, ____.




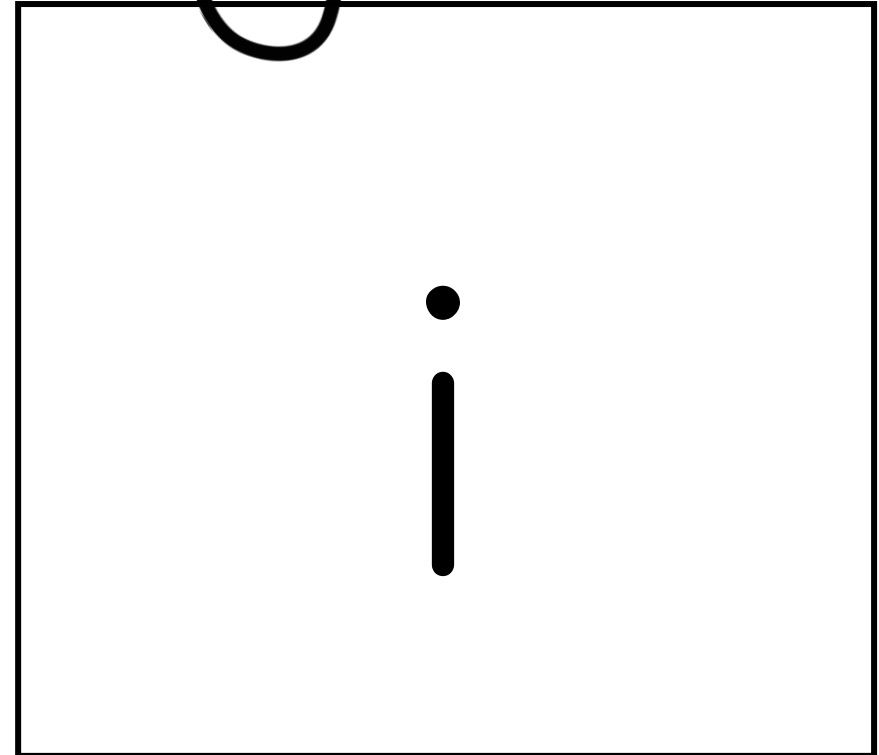

Map and write the words.





Decode the /i/ words.



| | | | | |
|------|------|------|------|---|
| | | five | dine | tide |
| dine | | nine | | size |
| tide | | time | | pile |
| size | | kite | | ripe |
| pile | | site | | lime |
| lime | | like | | side |
| ripe | | pike | | file |
| file | side | mime | |  |



Read the images with the /i/ sound.



dime, hike, fire, kite, wipe, hide

Read and draw the /i/ words.

dime



kite



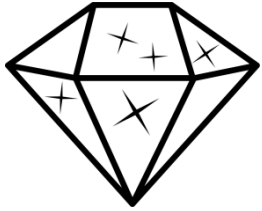
fire




nine





Write the words.





Trace the vowel as you state the matching sound.



Write the vowel as you state the matching sound.


| | | |
|-------|-------|-------|
| _____ | _____ | _____ |
| ----- | ----- | ----- |
| _____ | _____ | _____ |
| ----- | ----- | ----- |
| _____ | _____ | _____ |

State the sound as you read, /ī/, /ī/, /ī/, ____.


ī, ī, ī,
ē



ī, ī, ī,
ē



ī, ī, ī,
ē



Map and write the words.



□ □ □

e

□ □ □

e



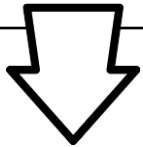
□ □ □


e


□ □ □

e

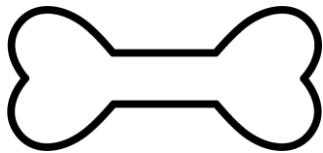
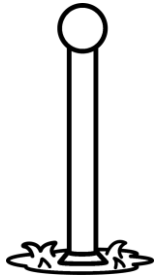



Decode the /ō/ words.



| | | | | |
|------|------|------|---|------|
| | | mole | note | hose |
| hose | | rose | | nose |
| dome | | poke | | woke |
| nose | | home | | dome |
| woke | | note | | bone |
| rose | | cone | | note |
| poke | | lobe | | home |
| bone | home | vote |  | |



Read the images with the /ō/ sound.



hose, joke, note, pole, lobe, bone

Read and draw the /ō/ words.

bone



home



rose





note




Write the words.

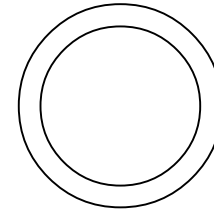









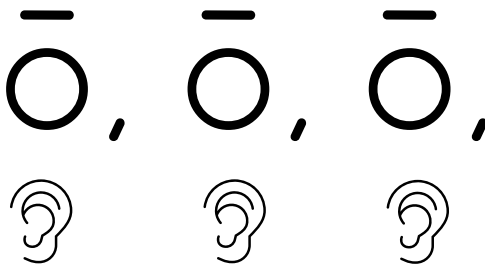

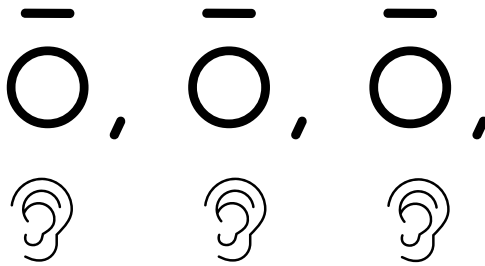
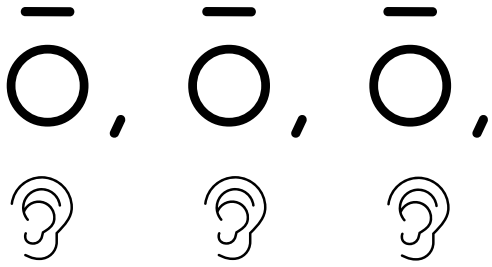
Trace the vowel as you state the matching sound.








Write the vowel as you state the matching sound.

| | | |
|-------|-------|-------|
| _____ | _____ | _____ |
| ----- | ----- | ----- |
| _____ | _____ | _____ |
| ----- | ----- | ----- |
| _____ | _____ | _____ |


State the sound as you read, /ō/, /ō/, /ō/, ____.






Map and write the words.






Decode the /ō/ words.



| | | | |
|-------|-------|------|---|
| zone | joke | pole | zone |
| pole | hose | | those |
| joke | note | | tote |
| those | stove | | code |
| tote | hope | | hole |
| code | tone | | rope |
| rope | cove | | tone |
| hole | nope | |  |



Read the images with the /ō/ sound.



nose, poke, zone, robe, home, mole

Read and draw the /ō/ words.

nose



pole




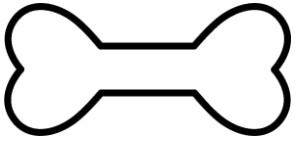
cone

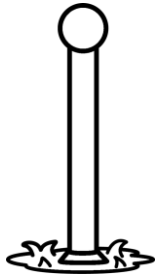



robe

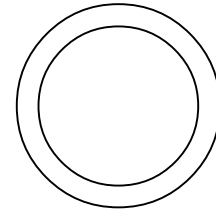


Write the words.





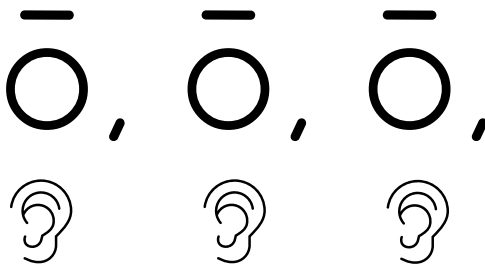

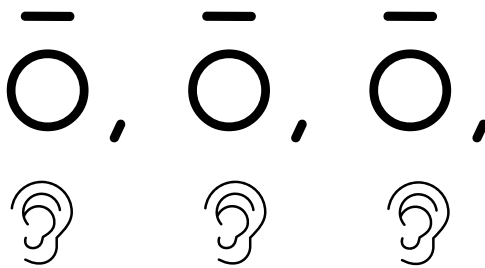
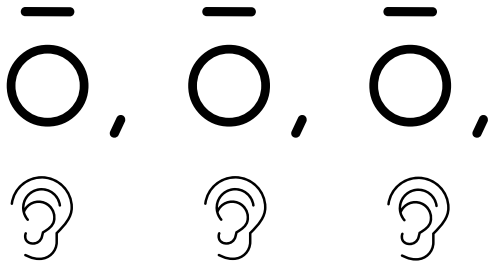
Trace the vowel as you state the matching sound.








Write the vowel as you state the matching sound.

| | | |
|-------|-------|-------|
| _____ | _____ | _____ |
| ----- | ----- | ----- |
| _____ | _____ | _____ |
| ----- | ----- | ----- |
| _____ | _____ | _____ |

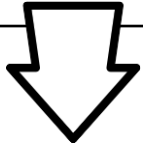
State the sound as you read, /ō/, /ō/, /ō/, ____.





Map and write the words.



Decode the /ū/ words.

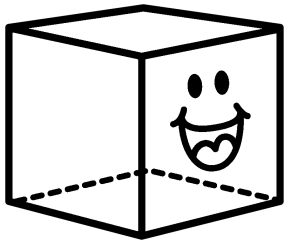


| | | | | |
|------|------|------|---|------|
| | | tune | fuse | dude |
| cube | | cute | | mule |
| dune | | tube | | fume |
| tube | | dune | | mute |
| cute | | cube | | use |
| tune | | use | | dupe |
| fuse | | mute | | June |
| dude | mule | fume |  | |



u

Read the images with the /ū/ sound.



cube, dune, fume, tube, mute, rule

Read and draw the /ū/ words.

cute



dude





mule



dune

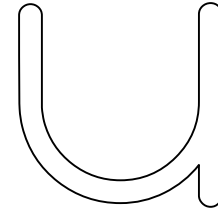


Write the words.





Trace the vowel as you state the matching sound.

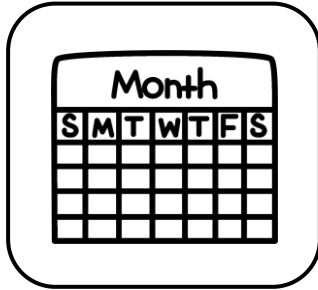


Write the vowel as you state the matching sound.


| | | |
|-------|-------|-------|
| _____ | _____ | _____ |
| ----- | ----- | ----- |
| _____ | _____ | _____ |
| ----- | ----- | ----- |
| _____ | _____ | _____ |

State the sound as you read, /ū/, /ū/, /ū/, ____.

ū, ū, ū,






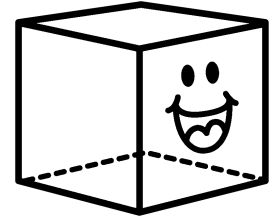

ū, ū, ū,



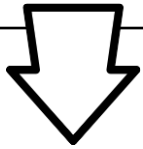
ū, ū, ū,

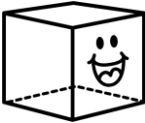


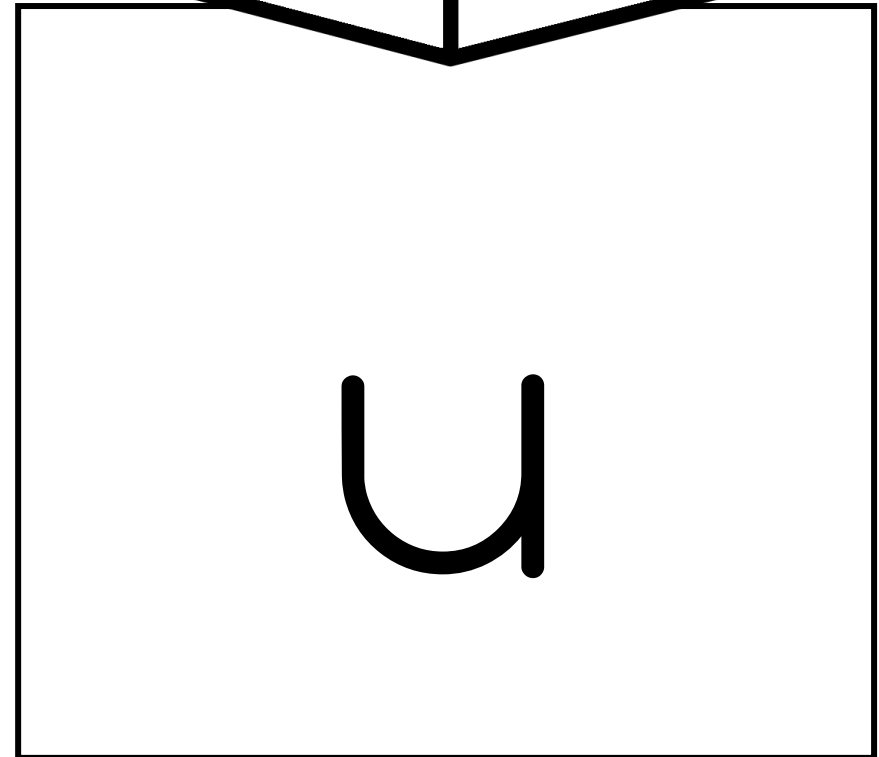
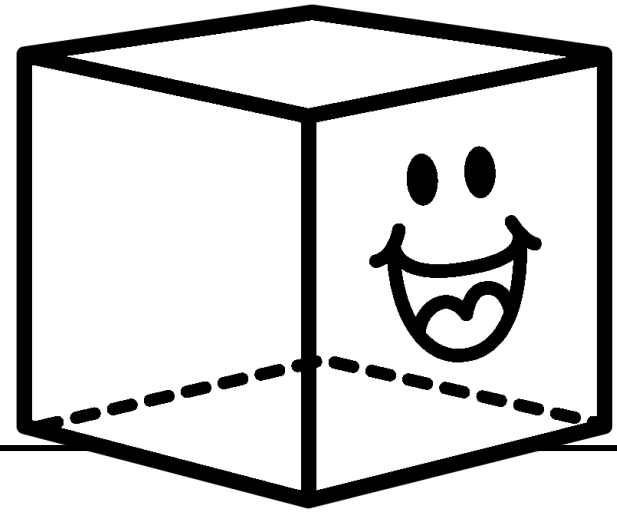
Map and write the words.



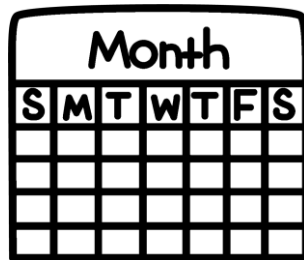

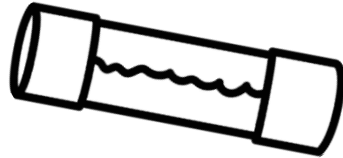

Decode the /ū/ words.



| | | | |
|------|------|------|---|
| | rule | June | use |
| rule | dude | | tune |
| dude | mute | | fuse |
| June | dune | | cube |
| mute | tube | | fume |
| use | cute | | mule |
| tune | mule | | cute |
| fuse | cube | fume |  |



Read the images with the /ū/ sound.



cute, fuse, tune, dude, mule, June

Read and draw the /ū/ words.

fume



mute



rule




cube

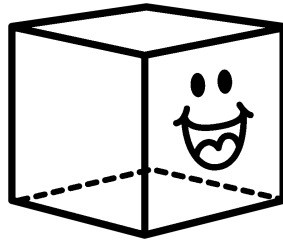


Write the words.

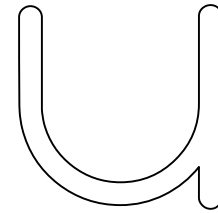








Trace the vowel as you state the matching sound.




Write the vowel as you state the matching sound.

| | | |
|-------|-------|-------|
| _____ | _____ | _____ |
| ----- | ----- | ----- |
| _____ | _____ | _____ |
| ----- | ----- | ----- |
| _____ | _____ | _____ |

State the sound as you read, /ū/, /ū/, /ū/, ____.

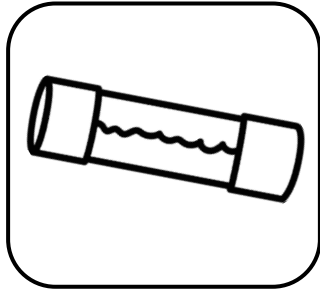
ū, ū, ū,






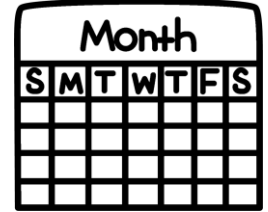

ū, ū, ū,



ū, ū, ū,



Map and write the words.





This packet is the property of Tara West and is protected through copyright and trademark registrations. All rights reserved.

No part of this digital download may be reproduced electronically, shared without additional licenses, or placed on the internet for others to access without the prior permission from the publisher, Tara West.

If you are a school district using this download as curriculum for more than one teacher an additional school license will need to be purchased.

The clipart images are intellectual property of Laura Strickland of Whimsy Clips.

Contact Information

Email: littlemindsatworkLLC@gmail.com

Website: www.littlemindsatwork.org

Store: <http://www.teacherspayteachers.com/Store/Tara-West>