
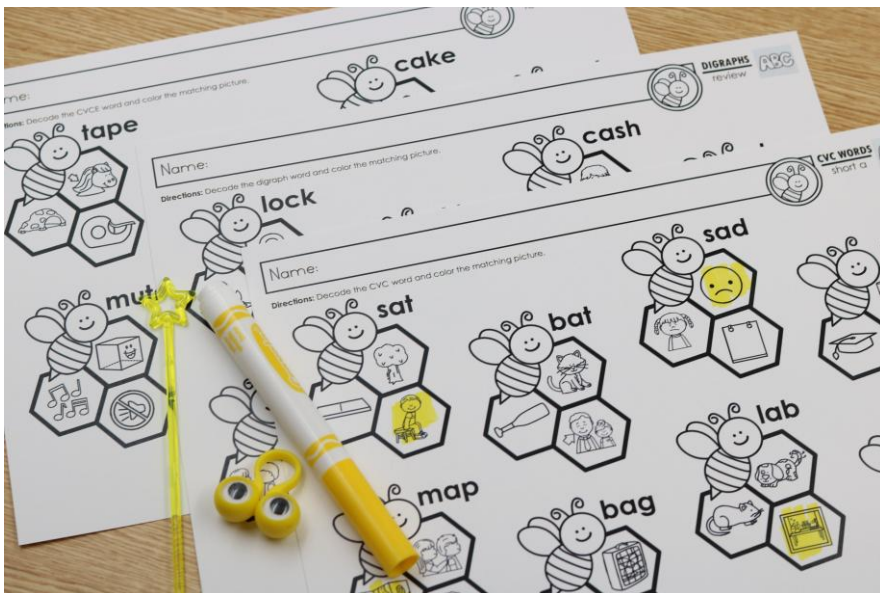



A NOTE FROM TARA WEST

Thanks so much for downloading the free packet: April Phonics and Math Practice Sheets. This packet offers 50 hands-on and engaging practice sheets. These sheets can be used in multiple settings: whole-group instruction, small-group instruction, intervention group, independent math center, and/or at-home supplement. Students will work on beginning sounds, CVC words, digraphs, CVCE, CVCC, r-controlled, vowel variants, counting sets within 20, and computation. If you have any additional questions as always, feel free to email me at littlemindsatworkLLC@gmail.com, follow me on Facebook, or visit my blog, [Little Minds at Work](#).





Name: _____




SOUNDS
Aa, Bb

ABC


Directions: Color the matching beginning sound pictures.




Aa



Bb





Name: _____



SOUNDS
Cc, Dd

ABC


Directions: Color the matching beginning sound pictures.



Cc





Dd







Name: _____

SOUNDS
Ee, Ff




ABC




Ee



Ff




Name: _____





SOUNDS
Gg, Hh

ABC


Directions: Color the matching beginning sound pictures.



Gg



Hh



Name: _____





SOUNDS




li, Jj

ABC




Directions: Color the matching beginning sound pictures.




Ii



Jj




Name: _____





SOUNDS
Kk, Ll

ABC

Directions: Color the matching beginning sound pictures.




Kk



Ll





Name: _____




SOUNDS
Mm, Nn

ABC


Directions: Color the matching beginning sound pictures.



Mm



Nn







Name: _____



SOUNDS
Oo, Pp

ABC

Directions: Color the matching beginning sound pictures.





Name: _____




SOUNDS
Qq, Rr

ABC


Directions: Color the matching beginning sound pictures.



Qq



Rr





Name: _____




SOUNDS
Ss, Tt

ABC


Directions: Color the matching beginning sound pictures.




Ss



Tt




Name: _____



SOUNDS
Uu, Vv


ABC

Directions: Color the matching beginning sound pictures.



Uu


Uppercase U and lowercase u. An arrow points to a girl with pigtails. Other items include an umbrella, a vest, a volcano, a double bass, a stool with a mouse, a girl with a suitcase, a van, and a boy in a space suit.



Vv

Vppercase V and lowercase v. An arrow points to a boy in a space suit. Other items include a van, a girl with pigtails, a vest, an umbrella, a volcano, a double bass, a girl with a suitcase, a girl with pigtails, and a stool with a mouse.



Name: _____



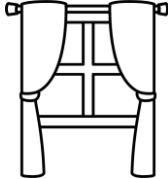


SOUNDS
Vv, Ww

ABC



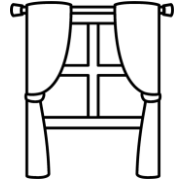
Directions: Color the matching beginning sound pictures.



Vv



Ww





Name: _____



SOUNDS
Yy, Zz

ABC


Directions: Color the matching beginning sound pictures.



Yy

Zz







Name: _____



CVC WORDS
short a

ABC

Directions: Decode the CVC word and color the matching picture.



Name: _____







CVC WORDS
short e





ABC

Directions: Decode the CVC word and color the matching picture.

web



wet







net



den




jet



hen




bed



leg



Name: _____




CVC WORDS
short i

ABC

Directions: Decode the CVC word and color the matching picture.


lip




kid




sit



bib




fin




zip



pin



fix



Name: _____



CVC WORDS
short o

ABC

Directions: Decode the CVC word and color the matching picture.

fox

A bee is positioned to the left of three hexagonal boxes. The top box contains a fox, the middle box contains a policeman, and the bottom box contains cookies.

pot

A bee is positioned to the left of three hexagonal boxes. The top box contains a pot, the middle box contains a dog, and the bottom box contains a box.

log

A bee is positioned to the left of three hexagonal boxes. The top box contains a policeman, the middle box contains a bench, and the bottom box contains a log.

job

A bee is positioned to the left of three hexagonal boxes. The top box contains a trash can, the middle box contains a fox, and the bottom box contains a girl sitting at a desk.

jog

A bee is positioned to the left of three hexagonal boxes. The top box contains a girl jogging, the middle box contains a log, and the bottom box contains a pig.

pod

A bee is positioned to the left of three hexagonal boxes. The top box contains a girl, the middle box contains a stroller, and the bottom box contains a domino.


top

A bee is positioned to the left of three hexagonal boxes. The top box contains a top, the middle box contains a crayon, and the bottom box contains a girl on a mat.

pop

A bee is positioned to the left of three hexagonal boxes. The top box contains a mop, the middle box contains a pot, and the bottom box contains a stove.

Name: _____



CVC WORDS
short u

ABC

Directions: Decode the CVC word and color the matching picture.

sun

nut

rub

sub


cup

jug

bus


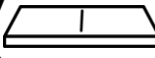


tub

Name: _____

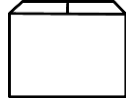




Directions: Decode the CVC word and color the matching picture.





sat



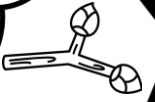



pot







sit







sub




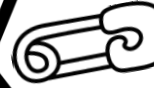


jet



pod




pin



tub




Name: _____




Directions: Decode the digraph word and color the matching picture.

lock



cash




ship



shop




chat




bath




chick



whip




Name: _____



Directions: Decode the digraph word and color the matching picture.


duck



shed




rash




shot




chop



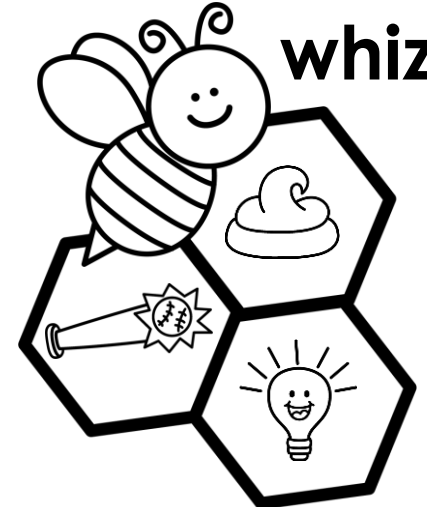
chin




math



whiz



Name: _____



CVCE
review

ABC

Directions: Decode the CVCE word and color the matching picture.

tape

nose

cake

mole

mute

five

bike

tube

Name: _____




CVCC
review

ABC

Directions: Decode the CVCC word and color the matching picture.


raft




golf




sand




nest




lamp




yolk




mask



lift



Name: _____




CVCC
review


ABC

Directions: Decode the CVCC word and color the matching picture.

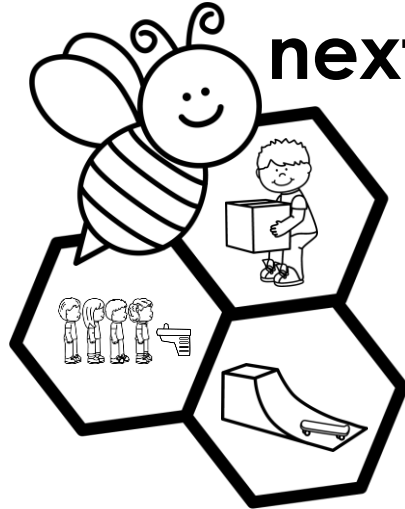
wall




doll




next



honk



pull



wept



tall



rink



Name: _____




CVCC
review


ABC

Directions: Decode the CVCC word and color the matching picture.


gift




ramp




desk




fold




cold




wind




cast



self



Name: _____




CVCC
review


ABC

Directions: Decode the CVCC word and color the matching picture.

told



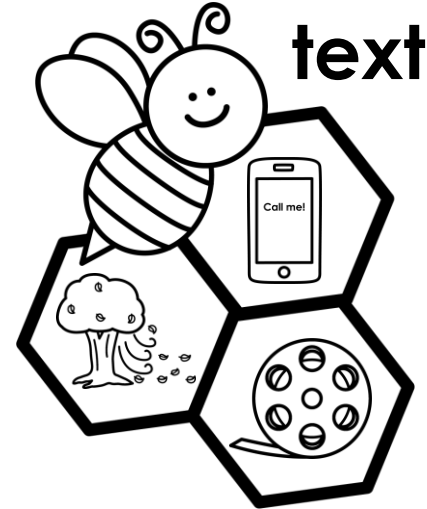
lung




dump




text



fang



pink



belt



wing



Name: _____

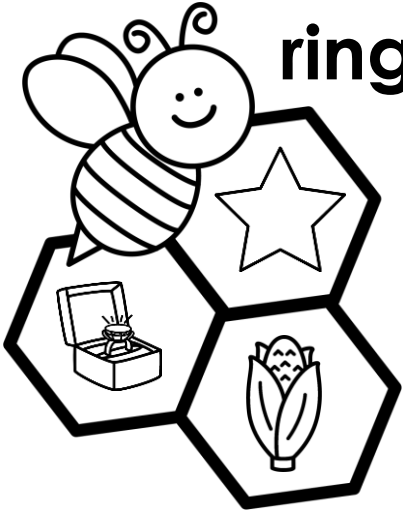


CVCC
review


ABC

Directions: Decode the CVCC word and color the matching picture.

ring




gull




king




film



fall



rung




sink



tank



Name: _____



Directions: Decode the r-controlled word and color the matching picture.

harp

A bee illustration is positioned at the top left of a cluster of four hexagonal puzzle pieces. The pieces contain the following images: a girl playing a harp, a high-heeled shoe, and a harp.

curl

A bee illustration is positioned at the top left of a cluster of four hexagonal puzzle pieces. The pieces contain the following images: a girl with curly hair, a hand with a curling iron, and a carton of milk.

fork

A bee illustration is positioned at the top left of a cluster of four hexagonal puzzle pieces. The pieces contain the following images: a girl in winter clothes, a fork, and a cup of ice cream.

hurl

A bee illustration is positioned at the top left of a cluster of four hexagonal puzzle pieces. The pieces contain the following images: a girl holding a box, a girl holding a ball, and a hat.

horn

A bee illustration is positioned at the top left of a cluster of four hexagonal puzzle pieces. The pieces contain the following images: a girl playing a horn, a trumpet, and a plate of spaghetti.

star

A bee illustration is positioned at the top left of a cluster of four hexagonal puzzle pieces. The pieces contain the following images: a girl with a star on her forehead, a whisk, and a star.

dirt

A bee illustration is positioned at the top left of a cluster of four hexagonal puzzle pieces. The pieces contain the following images: a girl digging in the dirt, a plate of food, and a hand digging.

fern


A bee illustration is positioned at the top left of a cluster of four hexagonal puzzle pieces. The pieces contain the following images: a girl holding a fern, a fern in a pot, a dog collar, and a dump truck.

Name: _____




Directions: Decode the r-controlled word and color the matching picture.


yarn




barn




cork




herd




perm



cord



card



bark



Name: _____




Directions: Decode the r-controlled word and color the matching picture.


skirt




bird




curl




girl




surf



burn



stir



turn



Name: _____



Directions: Decode the r-controlled word and color the matching picture.

shirt

dirt

hurt

slurp

whirl

squirt

storm


curb

Name: _____




Directions: Decode the r-controlled word and color the matching picture.


yarn




corn




torn




park




perch




card




thorn



car



Name: _____

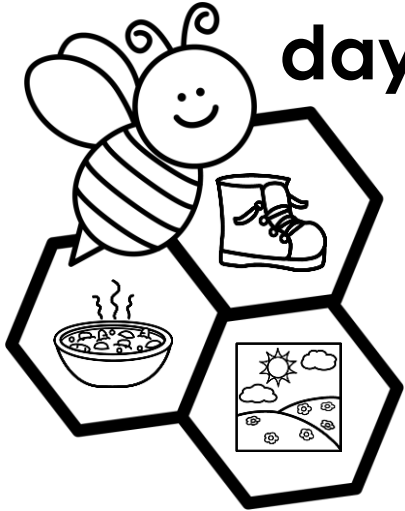


Vowels
review

ABC

Directions: Decode the vowel variant word and color the matching picture.

day



steak




great



sail



rain




sleigh



weigh



ray



Name: _____




Vowels
review


ABC

Directions: Decode the vowel variant word and color the matching picture.


beet



turkey




jelly




sheep




peek



boat



meat



Name: _____



Directions: Decode the vowel variant word and color the matching picture.

blow

fly

light

tie


sky

toe

snow

pie

Name: _____




Vowels
review

ABC

Directions: Decode the vowel variant word and color the matching picture.


fruit



straw




clue



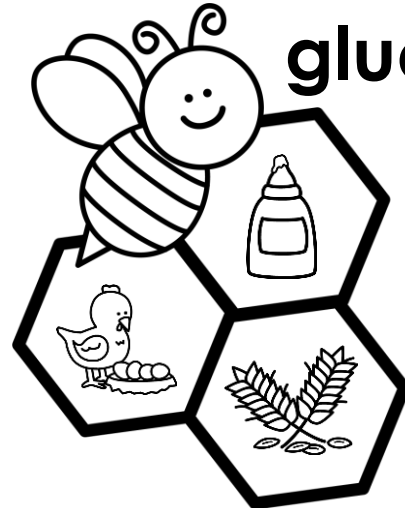
play



haul



glue



draw



paw



Name: _____




Vowels
review

ABC

Directions: Decode the vowel variant word and color the matching picture.


coin




stew




tooth




boot




couch




cook




boil



toy



Name: _____



COUNTING

1-5

154

Directions: Color the matching number of bees.


3



5



1




4



2



Name: _____



COUNTING

6-10

154

Directions: Color the matching number of bees.

10



7



8




6



9



Name: _____




COUNTING

11-15


154

Directions: Color the matching number of bees.


11




15




12




14



13



Name: _____




COUNTING

16-20


154

Directions: Color the matching number of bees.


16




18




19



17



20



Name: _____












COUNTING

1-10

5
184

Directions: Count and write the total.



Name: _____




COUNTING

11-20


154

Directions: Count and write the total.


10 and




10 and




10 and




10 and




10 and




10 and




10 and



10 and



10 and



Name: _____




Addition
within 5


5
184

Directions: Solve write the total.


$0 + 5 =$




$4 + 0 =$




$2 + 3 =$




$1 + 3 =$




$4 + 1 =$




$2 + 1 =$




$2 + 0 =$




$1 + 2 =$




$3 + 2 =$




$1 + 4 =$



$2 + 2 =$



$5 + 0 =$



Name: _____




Addition
within 10


5
184

Directions: Solve write the total.


$1 + 1 =$




$4 + 2 =$




$3 + 2 =$




$2 + 2 =$




$2 + 0 =$




$4 + 3 =$




$6 + 1 =$




$5 + 3 =$




$2 + 1 =$




$7 + 3 =$



$5 + 4 =$



$8 + 2 =$



Name: _____




Addition
within 20


5
184

Directions: Solve write the total.


$4 + 16 =$




$9 + 8 =$




$12 + 7 =$




$11 + 5 =$




$6 + 7 =$




$13 + 2 =$




$10 + 8 =$




$10 + 3 =$




$11 + 9 =$




$3 + 0 =$



$7 + 7 =$



$8 + 4 =$



Name: _____




Addition
within 25


5
184

Directions: Solve write the total.


$1 + 9 =$




$5 + 0 =$



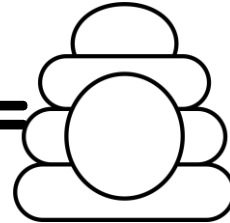
$5 + 6 =$




$7 + 8 =$




$20 + 5 =$




$10 + 6 =$




$6 + 7 =$




$17 + 5 =$




$3 + 9 =$



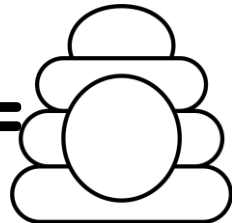
$13 + 6 =$



$9 + 5 =$



$20 + 4 =$



Name: _____




Addition
within 50


54
184

Directions: Solve write the total.

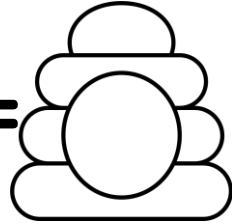
$17 + 12 =$




$30 + 15 =$




$27 + 22 =$




$25 + 14 =$




$22 + 17 =$




$14 + 33 =$



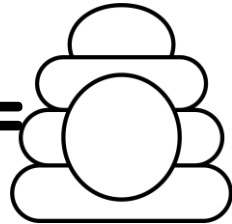
$16 + 21 =$




$19 + 20 =$




$24 + 24 =$




$28 + 20 =$



$12 + 27 =$



$31 + 18 =$




Name: _____





Addition
within 100


54
184

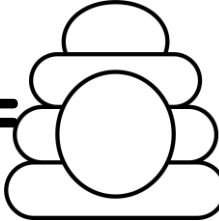
Directions: Solve write the total.


$$34 + 22 =$$



$$58 + 11 =$$



$$25 + 54 =$$



$$17 + 40 =$$



$$35 + 44 =$$



$$47 + 32 =$$



$$27 + 31 =$$


$$19 + 20 =$$


$$11 + 62 =$$


$$42 + 15 =$$


$$61 + 18 =$$


$$28 + 41 =$$


Name: _____




Subtraction
within 5


5
184

Directions: Solve write the total.


$5 - 1 =$




$5 - 0 =$




$5 - 2 =$




$4 - 1 =$




$2 - 1 =$




$4 - 0 =$




$4 - 2 =$




$5 - 2 =$




$3 - 1 =$




$0 - 0 =$



$2 - 0 =$



$5 - 5 =$



Name: _____




Subtraction
within 10


5
184

Directions: Solve write the total.


$10 - 5 =$




$8 - 2 =$




$8 - 5 =$




$9 - 3 =$




$5 - 5 =$




$7 - 1 =$




$7 - 4 =$




$9 - 6 =$




$10 - 6 =$




$10 - 2 =$



$4 - 2 =$



$9 - 5 =$




Name: _____





Subtraction
within 20


54
184


Directions: Solve write the total.


$19 - 7 =$ 


$15 - 2 =$ 


$12 - 1 =$ 


$18 - 5 =$ 


$14 - 1 =$ 


$12 - 10 =$ 


$17 - 4 =$ 

$20 - 9 =$ 

$18 - 6 =$ 

$16 - 3 =$ 

$13 - 2 =$ 

$16 - 4 =$ 


Name: _____





Subtraction
within 25


5
184


Directions: Solve write the total.


$$24 - 13 =$$



$$25 - 14 =$$



$$19 - 6 =$$



$$19 - 7 =$$



$$17 - 5 =$$



$$28 - 4 =$$



$$22 - 11 =$$


$$25 - 3 =$$


$$22 - 2 =$$


$$18 - 6 =$$


$$25 - 5 =$$


$$37 - 4 =$$


Name: _____



Subtraction
within 50

5
184

Directions: Solve write the total.

$$47 - 23 = \text{[bee icon]}$$

$$39 - 27 = \text{[bee icon]}$$

$$41 - 20 = \text{[bee icon]}$$

$$36 - 14 = \text{[bee icon]}$$

$$44 - 21 = \text{[bee icon]}$$

$$29 - 18 = \text{[bee icon]}$$

$$45 - 12 = \text{[bee icon]}$$

$$32 - 11 = \text{[bee icon]}$$

$$46 - 24 = \text{[bee icon]}$$

$$28 - 16 = \text{[bee icon]}$$

$$50 - 10 = \text{[bee icon]}$$

$$33 - 11 = \text{[bee icon]}$$

Name: _____




Subtraction
within 100


5
184

Directions: Solve write the total.


$84 - 32 =$




$46 - 24 =$




$64 - 23 =$




$67 - 25 =$




$92 - 51 =$




$71 - 30 =$




$59 - 18 =$




$58 - 31 =$




$95 - 61 =$




$73 - 41 =$



$80 - 40 =$



$53 - 21 =$





This packet is the property of Tara West of Little Minds at Work and is protected through copyright and trademark registrations. All rights reserved.

No part of this digital download may be reproduced electronically, shared without additional licenses, or placed on the internet for others to access without the prior permission from the publisher, Tara West.

If you are a school district using this download as curriculum for more than one teacher an additional school license will need to be purchased.

The clipart images are intellectual property of Laura Strickland of Whimsy Clips and Bunny on a Cloud clips.

Contact Information

Email: littlemindsatworkLLC@gmail.com

Website: www.littlemindsatwork.org

Store: <http://www.teacherspayteachers.com/Store/Tara-West>