


Guided Phonics + Beyond Unit 7 Aligned  
**SCIENCE OF READING**

# **BLENDING**

**10 INCLUDED CENTERS**

*phonics-based and fully decodable*



©Tara West - Little Minds at Work

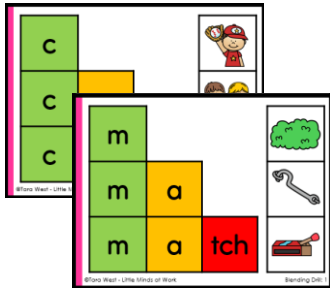
# SCIENCE OF READING BLENDING -tch and -dge Blending Centers

The Science of Reading Blending Centers are phonics-based centers aimed at enhancing fluency and accuracy in early readers. This resource features 10 engaging centers that cover various blending techniques: successive blending, sound-by-sound blending and sentence pyramids. Each center is designed to foster automaticity and confidence. With over 50 pages, it serves as a valuable tool for small-group instruction or independent practice option for whole-group learning.

[Click images to access clickable contents.](#)

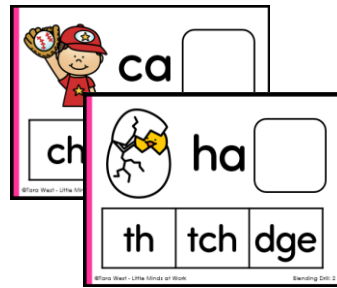
## Activity 1: Successive Builders

Students use successive blending to read each word. Students then clip/cover the matching picture to show their comprehension.



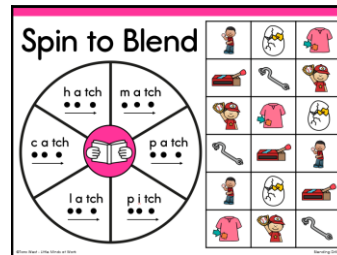
## Activity 2: Blend to the End

Students blend the first two sounds with each of the final sounds provided and clipping the correct sound.




## Activity 3: Word Builders

Students use blending as they state each sound before reading the word again to build fluency. Students cover the matching image.



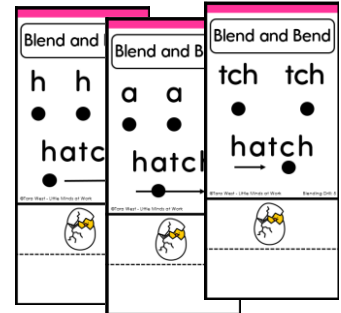
## Activity 4: Sounds-to-Word

Students apply blending in a horizontal format, connecting each sound left to right to read and blend the full word. Students clip the image.



## Activity 5: Sound-Focused

Students focus on a beginning, medial, or ending sound that they repeat it and then blend the word. Students will reveal the image.



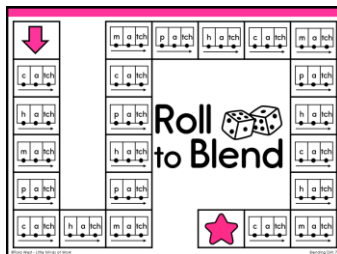
## Activity 6: Slide the Sound

Students slide their finger, car, or an object through each sound as they state it and then blend the word together.



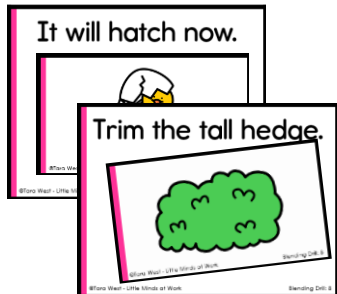
## Activity 7: Sound-by-Sound

Students will roll and move that many spaces. Then, blend each word sound-by-sound and read it again to build fluency.



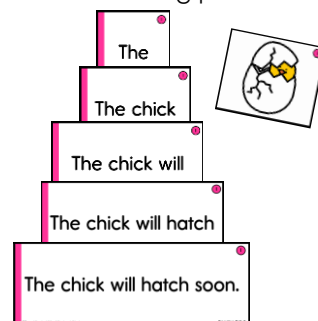
## Activity 8: Sentences

Student read the sentence and reread the sentence with fluency. Students will match the picture with the sentence.



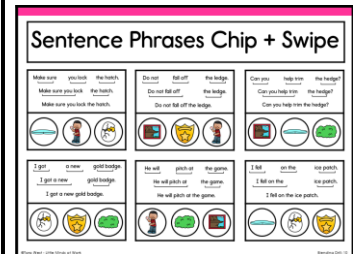
## Activity 9: Sentence Pyramids

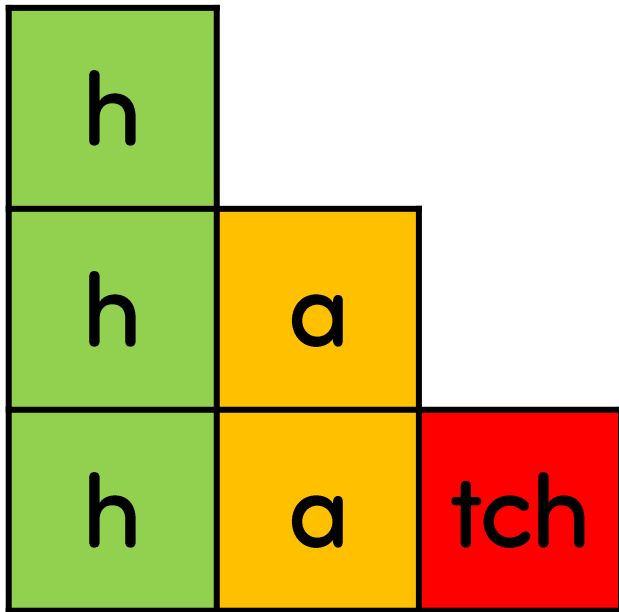
Students build fluency by reading sentences word by word, adding a new word on each line. Students will also add a matching picture.



## Activity 10: Sentence Phrases

Student read phrases within the sentence, building fluency as they work to read the entire sentence. Then, cover the matching image.

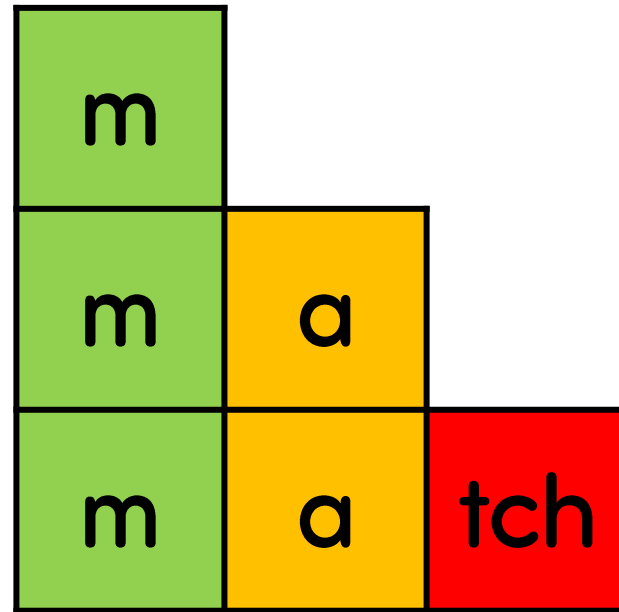




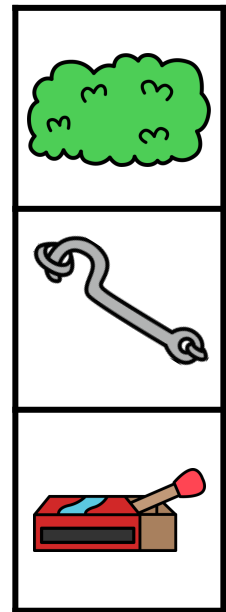
©Tara West - Little Minds at Work



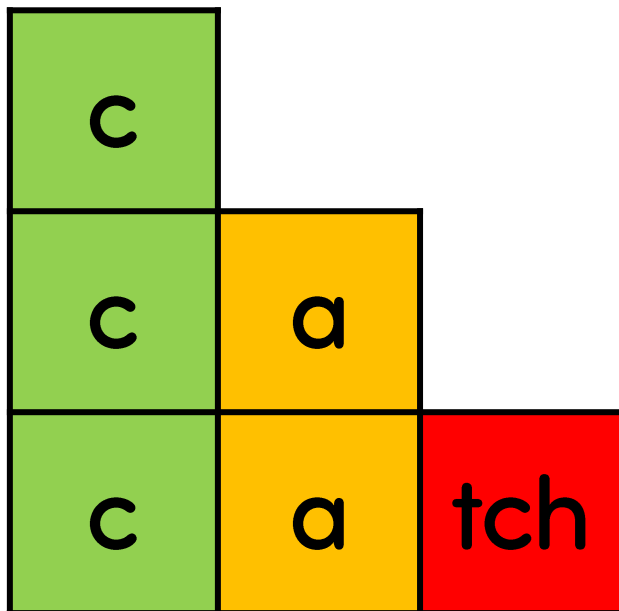
Blending Drill: 1




©Tara West - Little Minds at Work



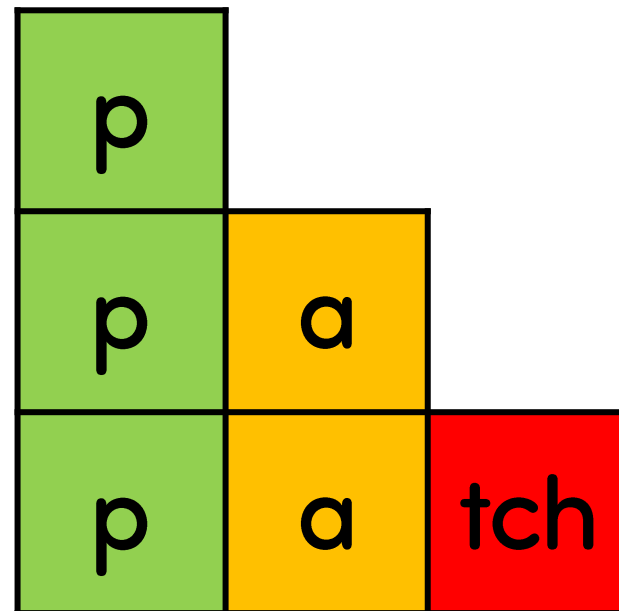
Blending Drill: 1



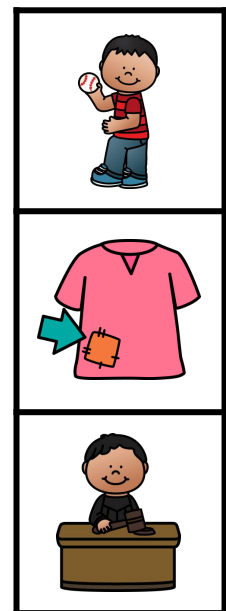
©Tara West - Little Minds at Work



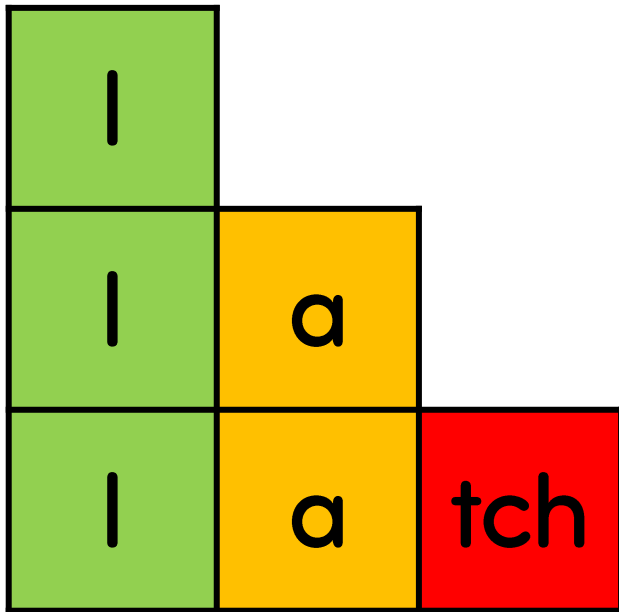
Blending Drill: 1



©Tara West - Little Minds at Work



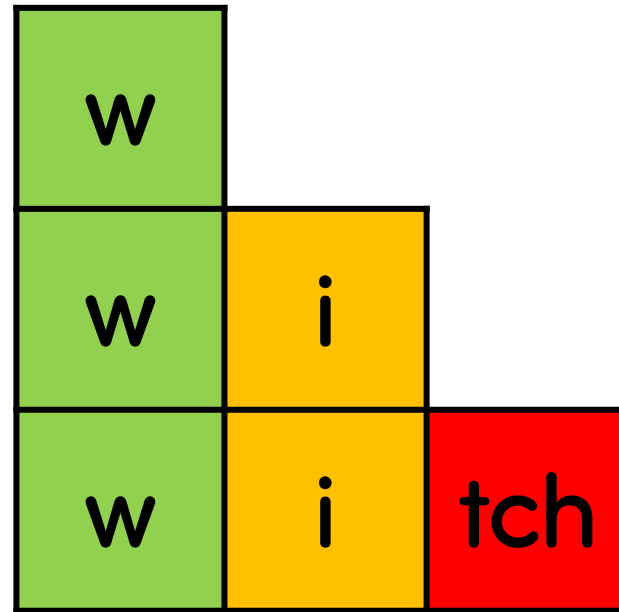
Blending Drill: 1




©Tara West - Little Minds at Work



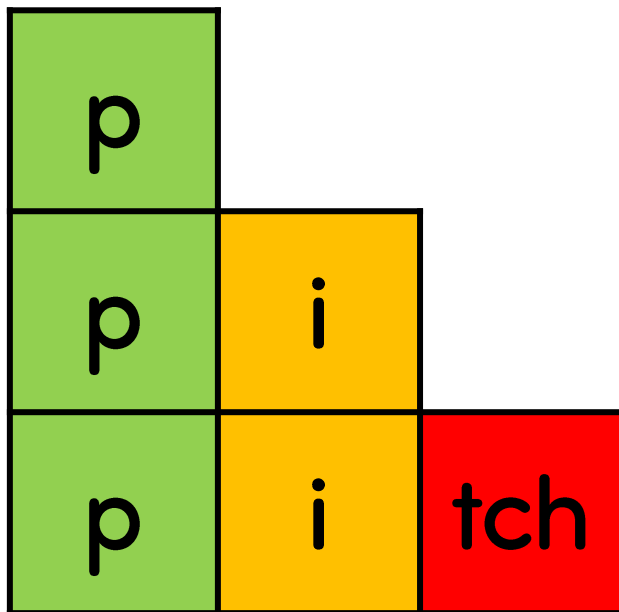
Blending Drill: 1



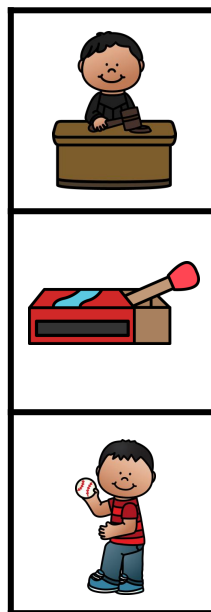
©Tara West - Little Minds at Work



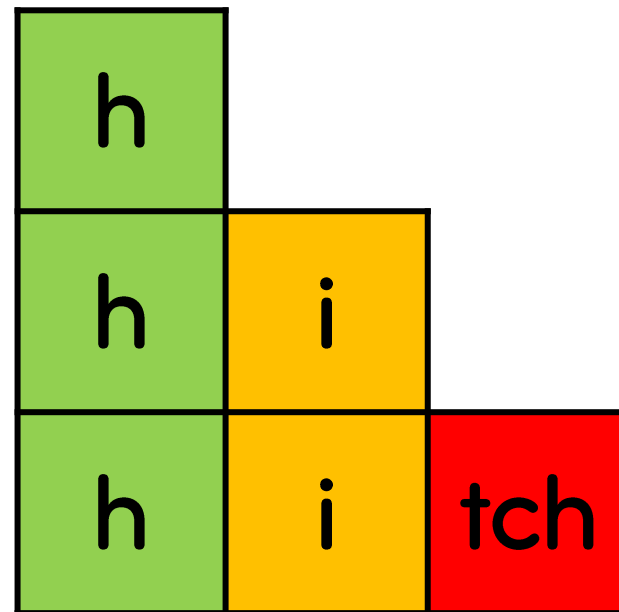
Blending Drill: 1




©Tara West - Little Minds at Work



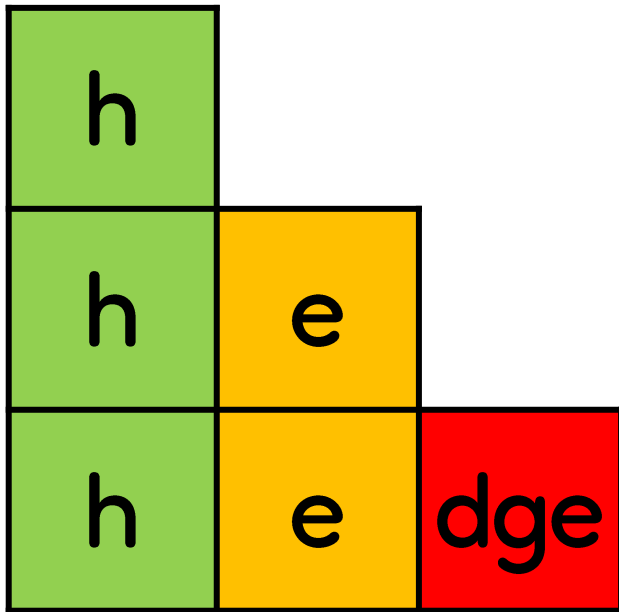
Blending Drill: 1




©Tara West - Little Minds at Work



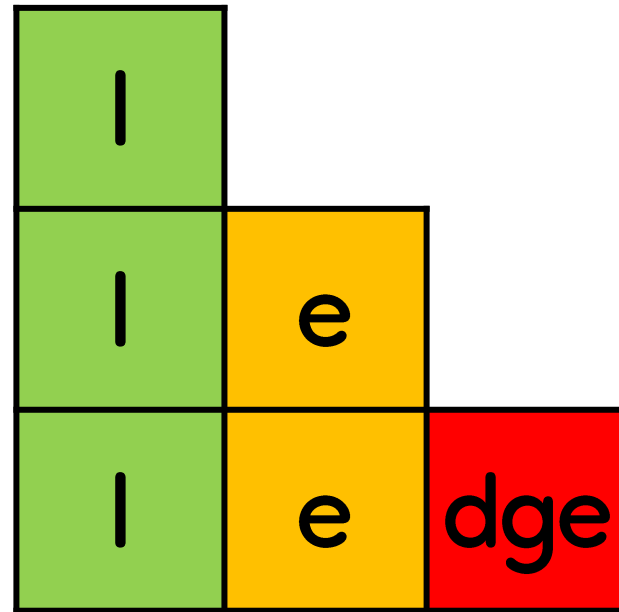
Blending Drill: 1



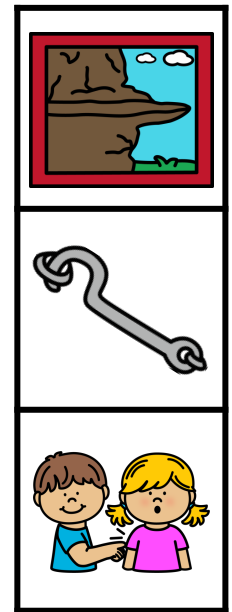
©Tara West - Little Minds at Work



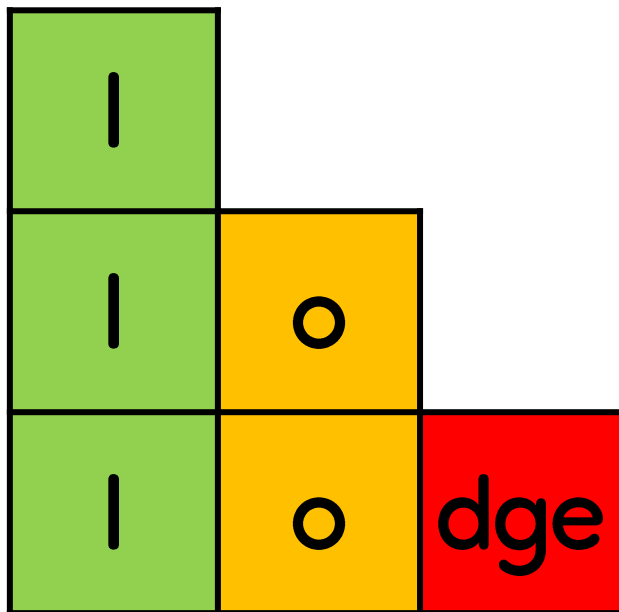
Blending Drill: 1



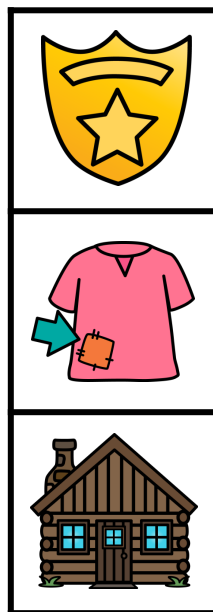
©Tara West - Little Minds at Work



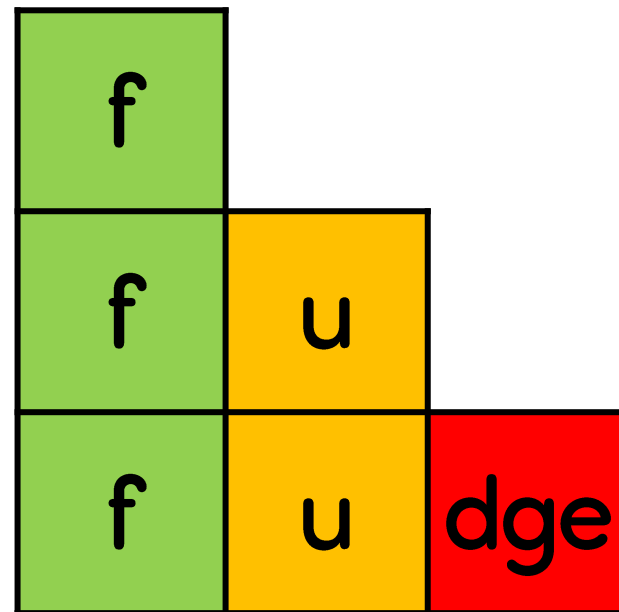
Blending Drill: 1




©Tara West - Little Minds at Work



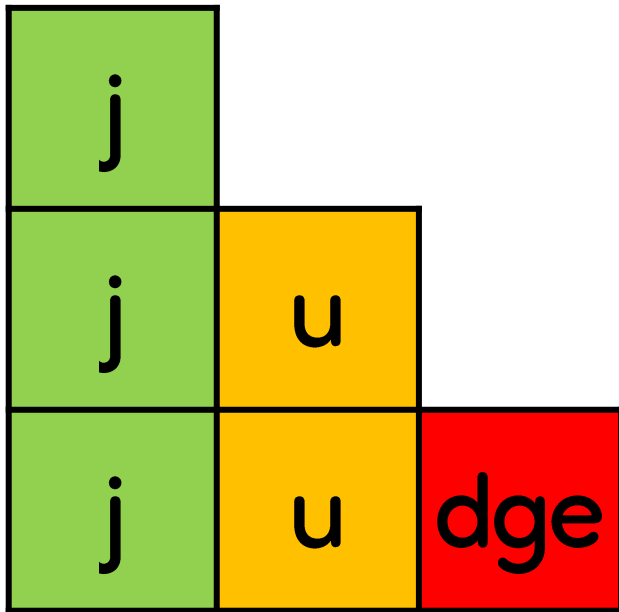
Blending Drill: 1



©Tara West - Little Minds at Work



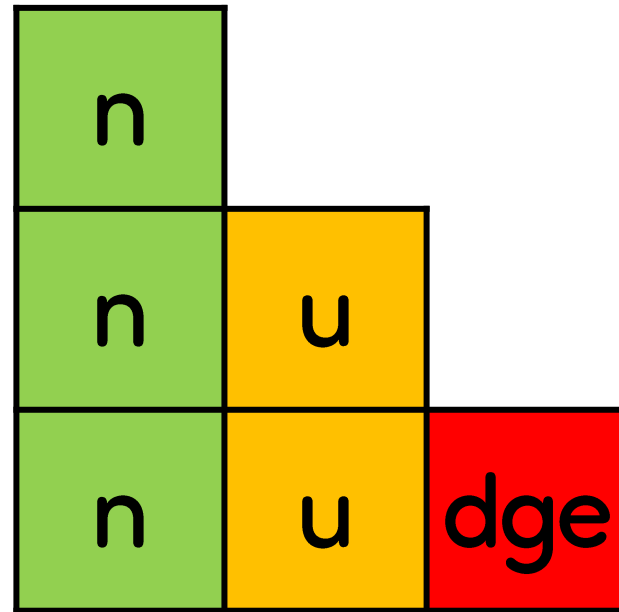
Blending Drill: 1




©Tara West - Little Minds at Work



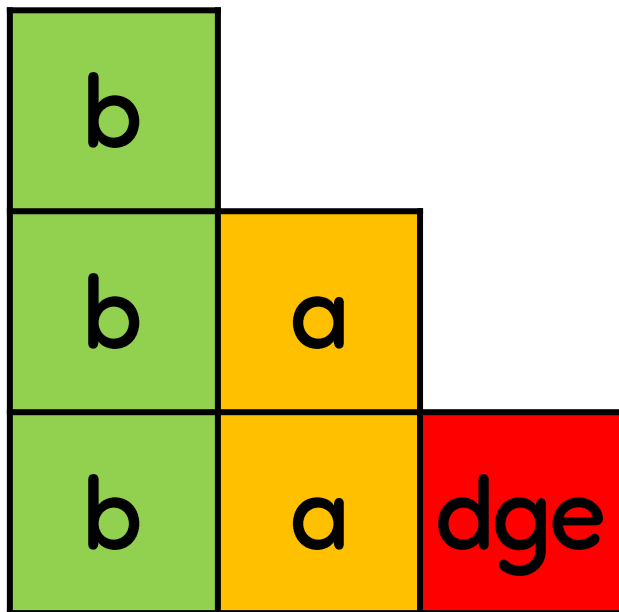
Blending Drill: 1



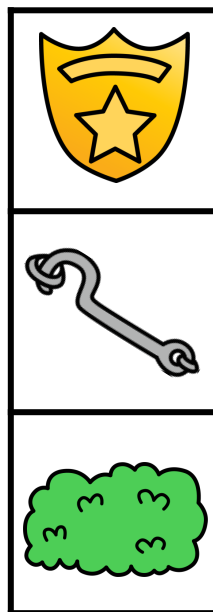
©Tara West - Little Minds at Work



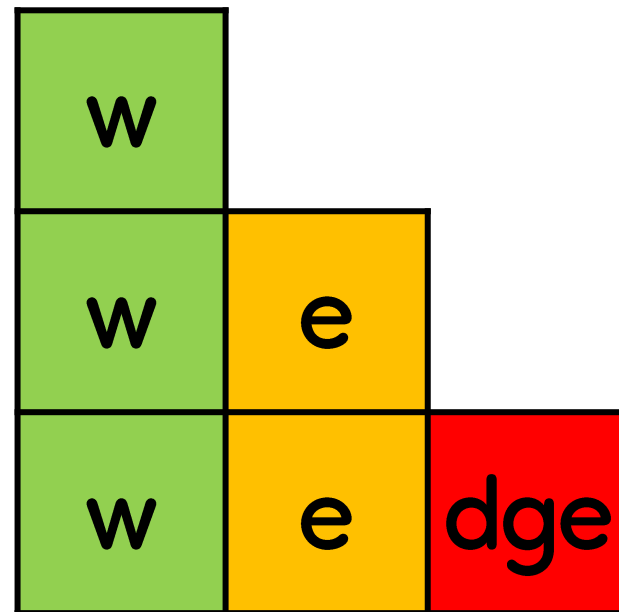
Blending Drill: 1



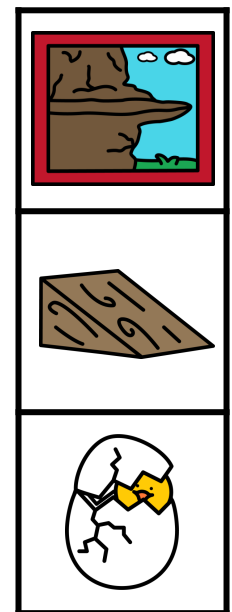
©Tara West - Little Minds at Work




Blending Drill: 1




©Tara West - Little Minds at Work



Blending Drill: 1



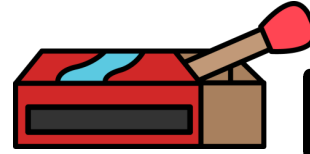
ha




th

tch

dge



ma




tch

ch

dge




ca




ch

dge

tch



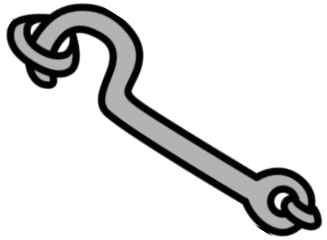
pa




wh

dge

tch



la




dge

tch

th



wi




tch

wh

dge




pi




sh

dge

tch



hi



dge


tch

ch





dge	tch	th
-----	-----	----



sh	dge	tch
----	-----	-----




tch	wh	dge
-----	----	-----



tch	ch	dge
-----	----	-----



ju



dge

ch


tch

©Tara West - Little Minds at Work

Blending Drill: 2



nu



tch

dge


sh

©Tara West - Little Minds at Work

Blending Drill: 2



ba




th

tch


dge

©Tara West - Little Minds at Work

Blending Drill: 2



we



tch

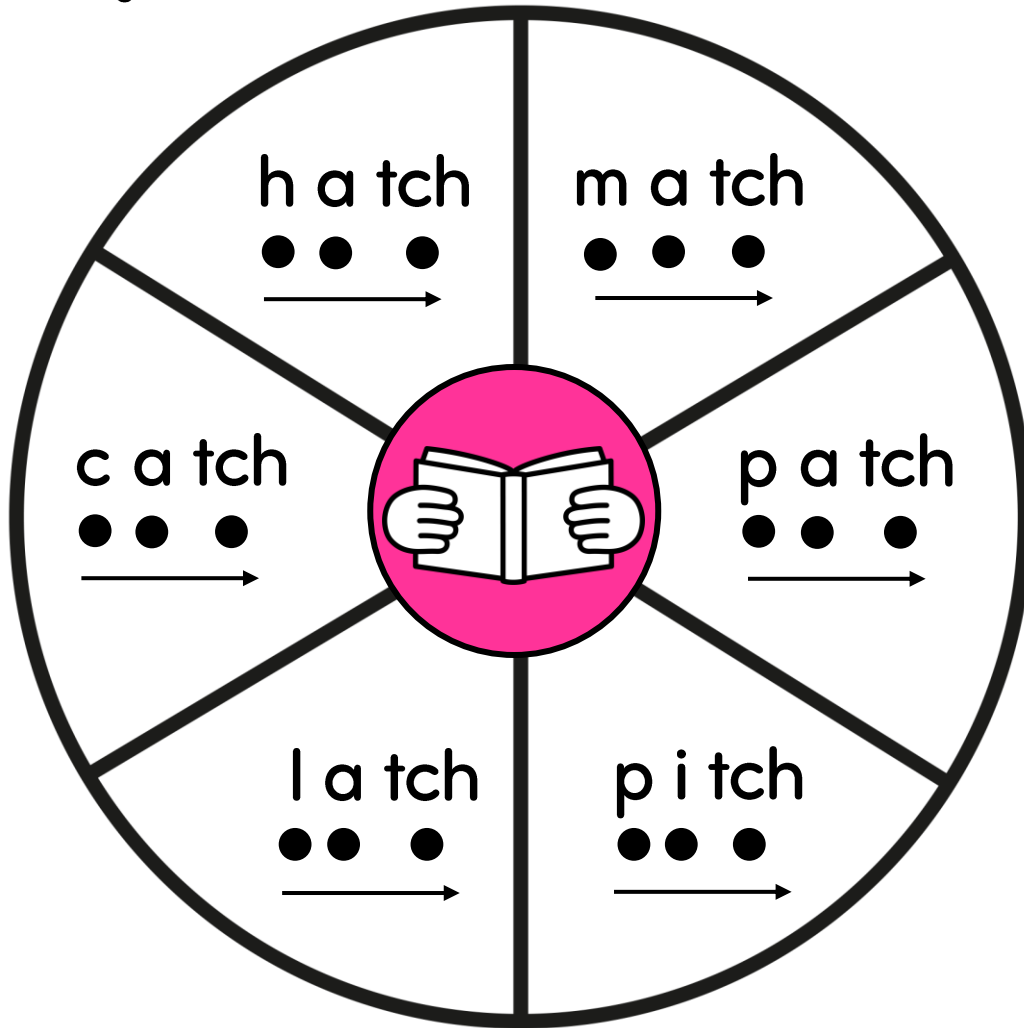
wh

dge

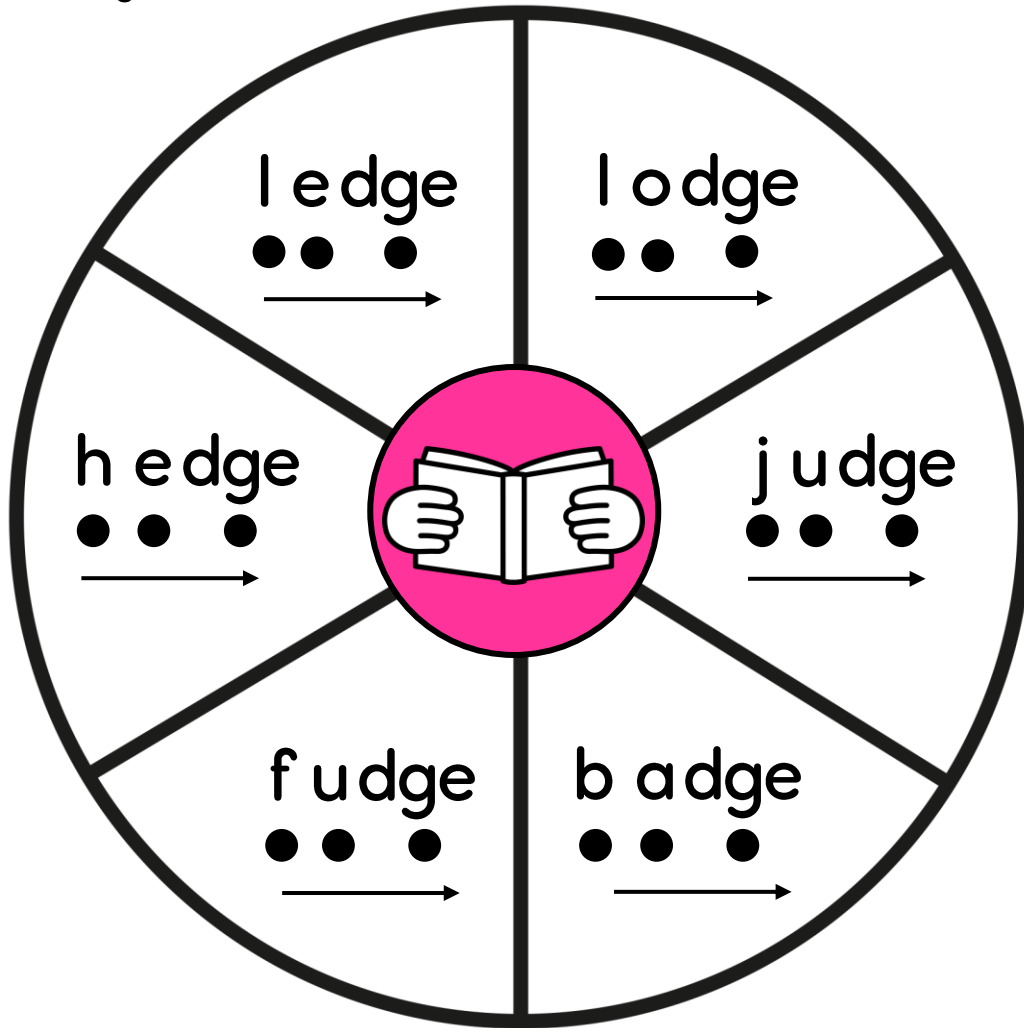
©Tara West - Little Minds at Work

Blending Drill: 2

# Spin to Blend



# Spin to Blend



h ●	a ●	tch ●	ha →	tch ●	hatch →
--------	--------	----------	---------	----------	------------



©Tara West

Blending Drill: 4


m ●	a ●	tch ●	ma →	tch ●	match →
--------	--------	----------	---------	----------	------------



©Tara West

Blending Drill: 4

c ●	a ●	tch ●	ca →	tch ●	catch →
--------	--------	----------	---------	----------	------------



©Tara West

Blending Drill: 4

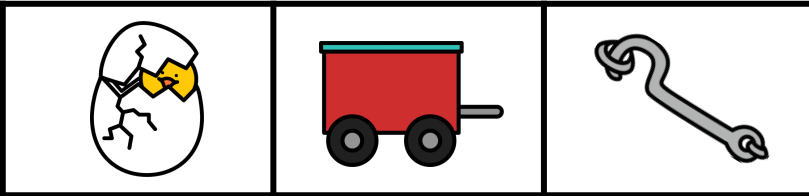
p ●	a ●	tch ●	pa →	tch ●	patch →
--------	--------	----------	---------	----------	------------



©Tara West

Blending Drill: 4

l ●	a ●	tch ●	la →	tch ●	latch →
--------	--------	----------	---------	----------	------------



©Tara West

Blending Drill: 4

w ●	i ●	tch ●	wi →	tch ●	witch →
--------	--------	----------	---------	----------	------------



©Tara West

Blending Drill: 4

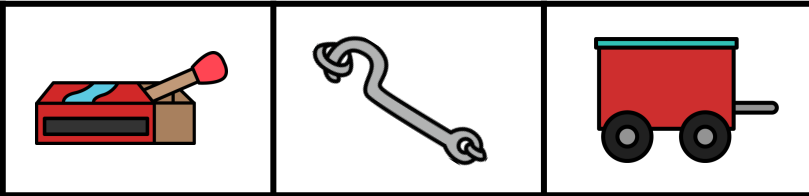
p ●	i ●	tch ●	pi →	tch ●	pitch →
--------	--------	----------	---------	----------	------------



©Tara West

Blending Drill: 4

h ●	i ●	tch ●	hi →	tch ●	hitch →
--------	--------	----------	---------	----------	------------



©Tara West

Blending Drill: 4


h ●	e ●	dge ●	he →	dge ●	hedge →
--------	--------	----------	---------	----------	------------



©Tara West

Blending Drill: 4

l ●	e ●	dge ●	le →	dge ●	ledge →
--------	--------	----------	---------	----------	------------



©Tara West

Blending Drill: 4


l ●	o ●	dge ●	lo →	dge ●	lodge →
--------	--------	----------	---------	----------	------------



©Tara West

Blending Drill: 4

f ●	u ●	dge ●	fu →	dge ●	fudge →
--------	--------	----------	---------	----------	------------




©Tara West

Blending Drill: 4




j ●	u ●	dge ●	ju →	dge ●	judge →
--------	--------	----------	---------	----------	------------



©Tara West

Blending Drill: 4

n ●	u ●	dge ●	nu →	dge ●	nudge →
--------	--------	----------	---------	----------	------------



©Tara West

Blending Drill: 4

b ●	a ●	dge ●	ba →	dge ●	badge →
--------	--------	----------	---------	----------	------------



©Tara West

Blending Drill: 4

## Blend and Bend

h h h




hatch



©Tara West - Little Minds at Work

Blending Drill: 5



## Blend and Bend

m m m

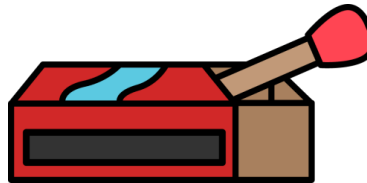


match



©Tara West - Little Minds at Work

Blending Drill: 5



## Blend and Bend

c c c



catch



©Tara West - Little Minds at Work

Blending Drill: 5



## Blend and Bend

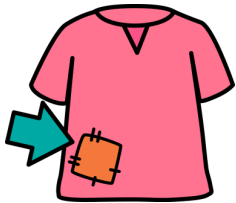
p p p

patch



©Tara West - Little Minds at Work

Blending Drill: 5



## Blend and Bend

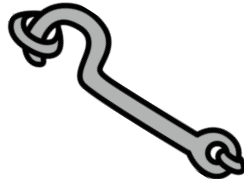
l l l

latch



©Tara West - Little Minds at Work

Blending Drill: 5



## Blend and Bend

w w w

witch



©Tara West - Little Minds at Work

Blending Drill: 5



## Blend and Bend

p p p

pitch



©Tara West - Little Minds at Work

Blending Drill: 5



## Blend and Bend


h h h

hitch



©Tara West - Little Minds at Work

Blending Drill: 5



## Blend and Bend

h h h

hedge




©Tara West - Little Minds at Work

Blending Drill: 5



Blend and Bend




ledge




©Tara West - Little Minds at Work

Blending Drill: 5



Blend and Bend



lodge




©Tara West - Little Minds at Work

Blending Drill: 5



Blend and Bend



fudge



©Tara West - Little Minds at Work

Blending Drill: 5



## Blend and Bend

j j j

judge



©Tara West - Little Minds at Work

Blending Drill: 5



## Blend and Bend

n n n

nudge



©Tara West - Little Minds at Work

Blending Drill: 5



## Blend and Bend

b b b

badge



©Tara West - Little Minds at Work

Blending Drill: 5



Blend and Bend

a a a




hatch



©Tara West - Little Minds at Work

Blending Drill: 5



Blend and Bend

a a a

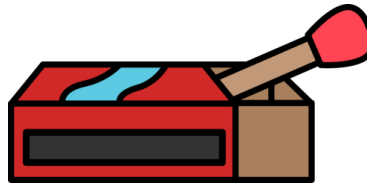


match



©Tara West - Little Minds at Work

Blending Drill: 5



Blend and Bend

a a a



catch



©Tara West - Little Minds at Work

Blending Drill: 5



Blend and Bend

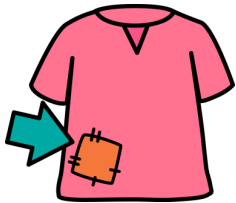
a a a  
● ● ●

patch



©Tara West - Little Minds at Work

Blending Drill: 5



Blend and Bend

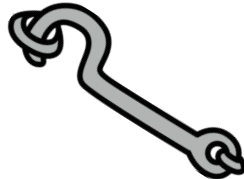
a a a  
● ● ●

latch



©Tara West - Little Minds at Work

Blending Drill: 5



Blend and Bend

i i i  
● ● ●

witch



©Tara West - Little Minds at Work

Blending Drill: 5





## Blend and Bend

i i i



pitch



©Tara West - Little Minds at Work

Blending Drill: 5



## Blend and Bend

i i i




hitch



©Tara West - Little Minds at Work

Blending Drill: 5



## Blend and Bend

e e e



hedge



©Tara West - Little Minds at Work

Blending Drill: 5



Blend and Bend

e e e




ledge



©Tara West - Little Minds at Work

Blending Drill: 5



Blend and Bend

o o o



lodge



©Tara West - Little Minds at Work

Blending Drill: 5



Blend and Bend

u u u



fudge



©Tara West - Little Minds at Work

Blending Drill: 5



Blend and Bend

u u u  
● ● ●

judge



©Tara West - Little Minds at Work

Blending Drill: 5



Blend and Bend

u u u  
● ● ●

nudge



©Tara West - Little Minds at Work

Blending Drill: 5



Blend and Bend

a a a  
● ● ●

badge




©Tara West - Little Minds at Work

Blending Drill: 5



Blend and Bend


tch tch



hatch  
→ ●

©Tara West - Little Minds at Work

Blending Drill: 5



Blend and Bend

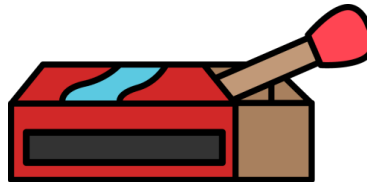
tch tch



match  
→ ●

©Tara West - Little Minds at Work

Blending Drill: 5



Blend and Bend

tch tch



catch  
→ ●

©Tara West - Little Minds at Work

Blending Drill: 5



Blend and Bend

tch tch

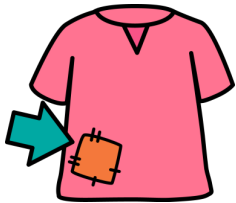


patch




©Tara West - Little Minds at Work

Blending Drill: 5



Blend and Bend

tch tch

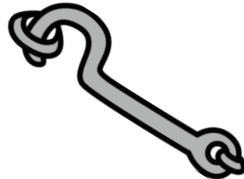


latch



©Tara West - Little Minds at Work

Blending Drill: 5



Blend and Bend

tch tch



witch



©Tara West - Little Minds at Work

Blending Drill: 5



Blend and Bend

tch tch



pitch



©Tara West - Little Minds at Work

Blending Drill: 5



Blend and Bend

tch tch




hitch



©Tara West - Little Minds at Work

Blending Drill: 5



Blend and Bend

dge dge



hedge



©Tara West - Little Minds at Work

Blending Drill: 5



Blend and Bend

dge dge




ledge



©Tara West - Little Minds at Work

Blending Drill: 5



Blend and Bend

dge dge



lodge



©Tara West - Little Minds at Work

Blending Drill: 5



Blend and Bend

dge dge



fudge



©Tara West - Little Minds at Work

Blending Drill: 5



Blend and Bend

dge dge



judge



©Tara West - Little Minds at Work

Blending Drill: 5



Blend and Bend

dge dge



nudge



©Tara West - Little Minds at Work

Blending Drill: 5



Blend and Bend

dge dge



badge






©Tara West - Little Minds at Work

Blending Drill: 5






# Drive to Blend



A large white rectangular box with a black border, intended for writing a word to be blended.






hatch




©Tara West - Little Minds at Work



match




©Tara West - Little Minds at Work



catch




©Tara West - Little Minds at Work



patch




©Tara West - Little Minds at Work



latch




©Tara West - Little Minds at Work



witch




©Tara West - Little Minds at Work



pitch




©Tara West - Little Minds at Work



hitch




©Tara West - Little Minds at Work



hedge




©Tara West - Little Minds at Work



ledge




©Tara West - Little Minds at Work



lodge




©Tara West - Little Minds at Work



fudge




©Tara West - Little Minds at Work



judge




©Tara West - Little Minds at Work



nudge




©Tara West - Little Minds at Work



badge




©Tara West - Little Minds at Work



wedge



©Tara West - Little Minds at Work



m a tch

p a tch

h a tch

c a tch

m a tch


c a tch

p a tch

h a tch

p a tch

m a tch

Roll  to Blend

p a tch

h a tch

c a tch

h a tch

c a tch


h a tch

m a tch

p a tch


c a tch

h a tch



c a tch

m a tch



w i tch

h i tch

p i tch

l a tch

w i tch

w i tch

p i tch

p i tch

l a tch

h i tch

h i tch

l a tch

w i tch

w i tch

h i tch

p i tch

Roll  to Blend

h i tch

p i tch


l a tch

h i tch



l a tch

w i tch



l e dge

f u dge

h e dge

l o dge

l e dge

l o dge

l o dge

h e dge

h e dge

h e dge

f u dge

l e dge

f u dge

l e dge

l o dge

l e dge

l o dge

f u dge

h e dge


l o dge

Roll  to Blend



f u dge

h e dge



b a dge

j u dge

w e dge

n u dge

b a dge

b a dge

n u dge

j u dge

j u dge

w e dge

n u dge

w e dge

j u dge

w e dge

n u dge

b a dge

b a dge

b a dge


j u dge

w e dge



j u dge

n u dge

Roll  to Blend



It will hatch now.

I will use a match.

He did catch it.

Can you patch it?

Hook the latch.

The witch is kind.

He can pitch it fast.

Hitch it to the van.

Trim the tall hedge.

The ledge is high.

The lodge is warm.


There is fudge on it.

He is the judge.

He will nudge her.

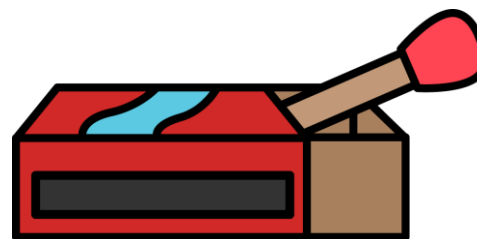
The badge is gold.

A wedge will help.



©Tara West - Little Minds at Work

Blending Drill: 8




©Tara West - Little Minds at Work

Blending Drill: 8



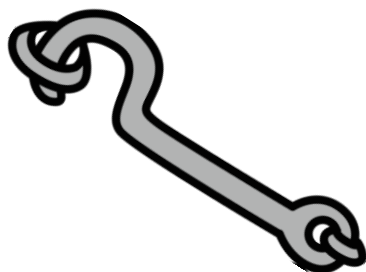
©Tara West - Little Minds at Work

Blending Drill: 8



©Tara West - Little Minds at Work

Blending Drill: 8



©Tara West - Little Minds at Work

Blending Drill: 8




©Tara West - Little Minds at Work

Blending Drill: 8




©Tara West - Little Minds at Work

Blending Drill: 8




©Tara West - Little Minds at Work

Blending Drill: 8



©Tara West - Little Minds at Work

Blending Drill: 8



©Tara West - Little Minds at Work

Blending Drill: 8



©Tara West - Little Minds at Work

Blending Drill: 8



©Tara West - Little Minds at Work

Blending Drill: 8



©Tara West - Little Minds at Work

Blending Drill: 8




©Tara West - Little Minds at Work

Blending Drill: 8



©Tara West - Little Minds at Work

Blending Drill: 8



©Tara West - Little Minds at Work

Blending Drill: 8


The

The chick

The chick will

The chick will hatch

The chick will hatch soon.





2

Do

2

Do you

2

Do you like

2

Do you like hot

2

Do you like hot fudge?

2



# Sentence Phrases Chip + Swipe

Look at the big chick hatch.

Look at the big chick hatch.

Look at the big chick hatch.



Do not fall off the ledge.

Do not fall off the ledge.

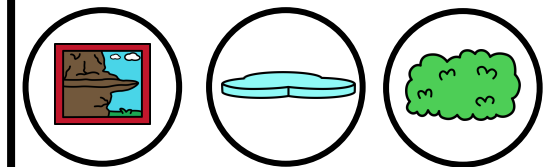
Do not fall off the ledge.



Can you help trim the hedge?

Can you help trim the hedge?

Can you help trim the hedge?



I got a new gold badge.

I got a new gold badge.


I got a new gold badge.



He will pitch at the game.

He will pitch at the game.

He will pitch at the game.



I fell on the ice patch.

I fell on the ice patch.

I fell on the ice patch.



Name: \_\_\_\_\_



Directions: Record the words.

<div><div></div><div></div><div></div></div> <div><div></div><div></div><div></div></div> <div><div></div><div></div><div></div></div>	<div><div></div><div></div><div></div></div> <div><div></div><div></div><div></div></div> <div><div></div><div></div><div></div></div>	<div><div></div><div></div><div></div></div> <div><div></div><div></div><div></div></div> <div><div></div><div></div><div></div></div>	<div><div></div><div></div><div></div></div> <div><div></div><div></div><div></div></div> <div><div></div><div></div><div></div></div>
<div><div></div><div></div><div></div></div> <div><div></div><div></div><div></div></div> <div><div></div><div></div><div></div></div>	<div><div></div><div></div><div></div></div> <div><div></div><div></div><div></div></div> <div><div></div><div></div><div></div></div>	<div><div></div><div></div><div></div></div> <div><div></div><div></div><div></div></div> <div><div></div><div></div><div></div></div>	<div><div></div><div></div><div></div></div> <div><div></div><div></div><div></div></div> <div><div></div><div></div><div></div></div>
<div><div></div><div></div><div></div></div> <div><div></div><div></div><div></div></div> <div><div></div><div></div><div></div></div>	<div><div></div><div></div><div></div></div> <div><div></div><div></div><div></div></div> <div><div></div><div></div><div></div></div>	<div><div></div><div></div><div></div></div> <div><div></div><div></div><div></div></div> <div><div></div><div></div><div></div></div>	<div><div></div><div></div><div></div></div> <div><div></div><div></div><div></div></div> <div><div></div><div></div><div></div></div>
<div><div></div><div></div><div></div></div> <div><div></div><div></div><div></div></div> <div><div></div><div></div><div></div></div>	<div><div></div><div></div><div></div></div> <div><div></div><div></div><div></div></div> <div><div></div><div></div><div></div></div>	<div><div></div><div></div><div></div></div> <div><div></div><div></div><div></div></div> <div><div></div><div></div><div></div></div>	<div><div></div><div></div><div></div></div> <div><div></div><div></div><div></div></div> <div><div></div><div></div><div></div></div>

Name: \_\_\_\_\_



Directions: Record the words.

<div></div>	<div></div>	<div></div>	<div></div>
<div></div>	<div></div>	<div></div>	<div></div>
<div></div>	<div></div>	<div></div>	<div></div>
<div></div>	<div></div>	<div></div>	<div></div>

Name: \_\_\_\_\_



Directions: Record the words.

<div><div></div><div></div><div></div></div> <div><div></div><div></div><div></div></div> <div><div></div><div></div><div></div></div>	<div><div></div><div></div><div></div></div> <div><div></div><div></div><div></div></div> <div><div></div><div></div><div></div></div>	<div><div></div><div></div><div></div></div> <div><div></div><div></div><div></div></div> <div><div></div><div></div><div></div></div>	<div><div></div><div></div><div></div></div> <div><div></div><div></div><div></div></div> <div><div></div><div></div><div></div></div>	<div><div></div><div></div><div></div></div> <div><div></div><div></div><div></div></div> <div><div></div><div></div><div></div></div>
<div><div></div><div></div><div></div></div> <div><div></div><div></div><div></div></div> <div><div></div><div></div><div></div></div>	<div><div></div><div></div><div></div></div> <div><div></div><div></div><div></div></div> <div><div></div><div></div><div></div></div>	<div><div></div><div></div><div></div></div> <div><div></div><div></div><div></div></div> <div><div></div><div></div><div></div></div>	<div><div></div><div></div><div></div></div> <div><div></div><div></div><div></div></div> <div><div></div><div></div><div></div></div>	<div><div></div><div></div><div></div></div> <div><div></div><div></div><div></div></div> <div><div></div><div></div><div></div></div>

Name:



Directions: Record the sentences.

Name: \_\_\_\_\_



**Directions:** Record the sentences.



**This packet is the property of Tara West and is protected through copyright and trademark registrations. All rights reserved.**

**No part of this digital download may be reproduced electronically, shared without additional licenses, or placed on the internet for others to access without the prior permission from the publisher, Tara West.**

**If you are a school district using this download as curriculum for more than one teacher an additional school license will need to be purchased.**

**The clipart images are intellectual property of Laura Strickland of Whimsy Clips.**

#### **Contact Information**

**Email: [littlemindsatworkLLC@gmail.com](mailto:littlemindsatworkLLC@gmail.com)**

**Website: [www.littlemindsatwork.org](http://www.littlemindsatwork.org)**

**Store: <http://www.teacherspayteachers.com/Store/Tara-West>**