

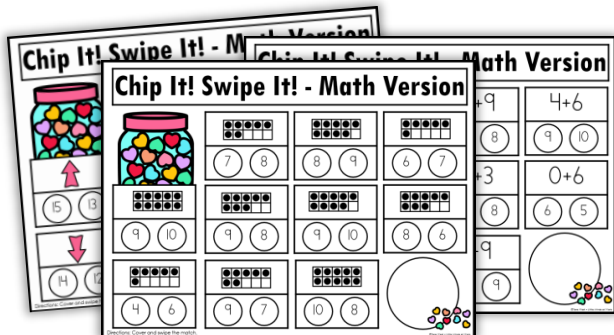


Chip It! Swipe It!


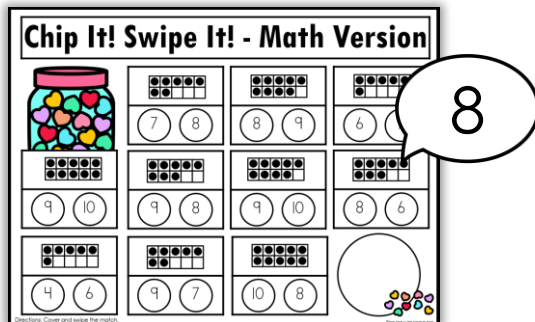
Material(s): Printed Chip It boards, magnetic bingo chips, and magnetic bingo wand.



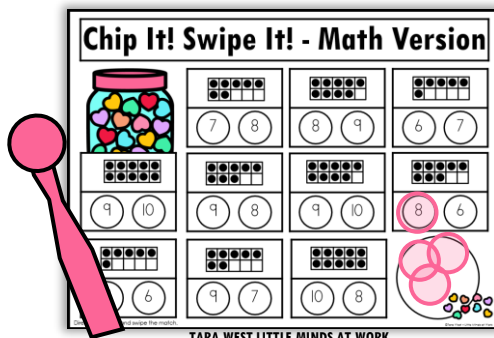
Grab



Think



Chip



TARA WEST LITTLE MINDS AT WORK



Thematic Differentiated Math Centers

Chip It! Swipe It!



THEMATIC DIFFERENTIATED MATH CENTERS




A NOTE FROM TARA WEST

This is a free bonus packet of Thematic Math Centers. This free bonus packet offers the **January-themed Chip It! Swipe It! activity for math skills**. The center is designed with visual appeal yet with a clear and concise educational skill focus. The center includes a matching "I can" card to hold students accountable for their independent studies and an aligned response sheet. This center can be used for whole-group instruction, morning work, early finishers, for your small-group math instruction, and of course for independent math centers.

Grab additional mats in the year-long BUNDLES!



Chip It! Swipe It! - Math Version



4

3

0

1

1

2

1

3

1

3

3

0

4

5

2


1

2

4


Chip It! Swipe It! - Math Version






1

2




2

3




2

4




5

4




3

2




2

4




1

3




0

2




2

4



3

4



Directions: Cover and swipe the match.

Chip It! Swipe It! - Math Version



• •	
•	
3	2

• • •	
•	•
4	5

•	
2	1

• •	
•	•
5	4

• • •	
•	•
5	3


• •	
•	
3	1

• •	
3	2

• • •	
•	•
5	3

• •	
2	3

•	
2	1



Directions: Cover and swipe the match.

Chip It! Swipe It! - Math Version



●●●●□

5

4

●●●□□

3

2

●●●●●

5

4

●□□□□

3

1

●●□□□

2

1

●●●□□

3

4

●●●●●

4

5

●●●●●

0

5

●●●●□

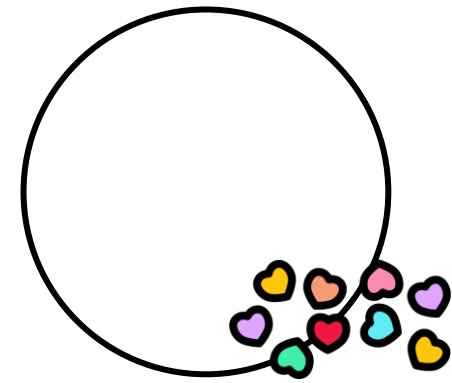
4

1

●□□□□

1

0



Directions: Cover and swipe the match.

Chip It! Swipe It! - Math Version



2

1

0

4

4

5

2

3

4

5

2

1

3

4

5


3

4

3

3


4



Directions: Cover and swipe the match.


Chip It! Swipe It! - Math Version






1

5




0

5




4

2




1

2




1

3




2

4




2

3




4

3




3

5



5

4



Directions: Cover and swipe the match.

Chip It! Swipe It! - Math Version



↓

4 2

↑

2 4

↓

3 5

↑

1 5

↓

1 2

↑

2 3

↓

5 4

↓


4 0

↑

1 3

↓

4 3



Directions: Cover and swipe the match.

Chip It! Swipe It! - Math Version



3, _

(4) (2)

4, _

(3) (5)

0, _

(1) (2)

1, _

(1) (2)

2, _

(1) (3)

3, _

(2) (4)

1, _

(2) (3)

4, _


(5) (3)

0, _

(1) (2)

4, _

(3) (5)



Directions: Cover and swipe the match.

Chip It! Swipe It! - Math Version



1 _ 3	
2	4

0 _ 2	
0	1

0 _ 2	
1	4

3 _ 5	
4	1

1 _ 3	
5	2


1 _ 3	
4	2

0 _ 2	
3	1

0 _ 2	
1	4

0 _ 2	
1	3

1 _ 3	
5	2



Directions: Cover and swipe the match.

Chip It! Swipe It! - Math Version



10	9

7	9

6	7

9	8

7	6


8	9

10	9

9	10

8	9

6	7



Directions: Cover and swipe the match.

Chip It! Swipe It! - Math Version



6	7

8	9

7	6

10	9

9	8


8	7

9	8

6	5

8	7

6	8



Directions: Cover and swipe the match.

Chip It! Swipe It! - Math Version



●	●	●	●	●	
●	●	●	●	●	●

9

10

●	●	●	●	●	
●					

4

6

●	●	●	●	●	
●	●				

7

8

●	●	●	●	●	
●	●	●			

9

8

●	●	●	●	●	
●	●				

9

7

●	●	●	●	●	
●	●	●	●		

8

9

●	●	●	●	●	
●	●	●	●		

9

10

●	●	●	●	●	
●	●	●	●	●	

10

8

●	●	●	●	●	
●					


6

7

●	●	●	●	●	
●	●	●			

8

6



Directions: Cover and swipe the match.

Chip It! Swipe It! - Math Version



<div>7</div> <div>9</div>

<div>5</div> <div>10</div>

<div>7</div> <div>8</div>

<div>6</div> <div>8</div>

<div>8</div> <div>9</div>


<div>7</div> <div>6</div>

<div>6</div> <div>7</div>

<div>5</div> <div>7</div>

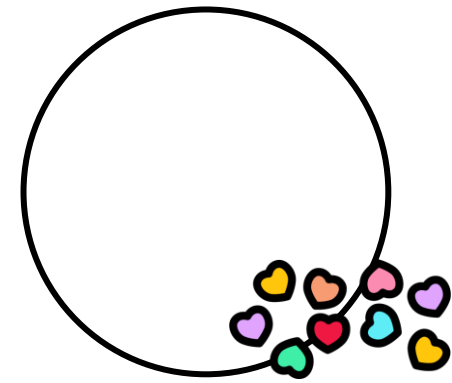

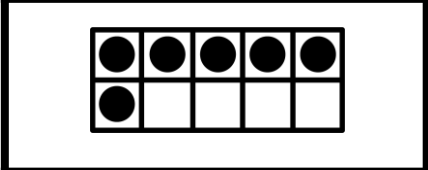
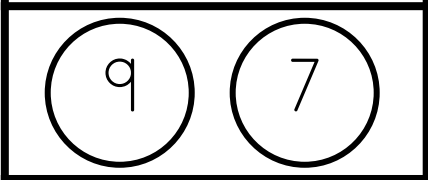
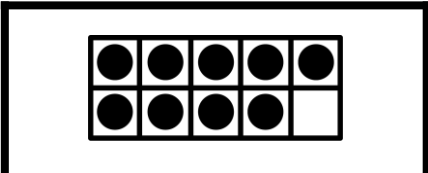


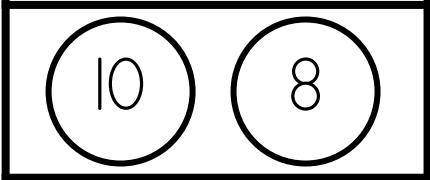

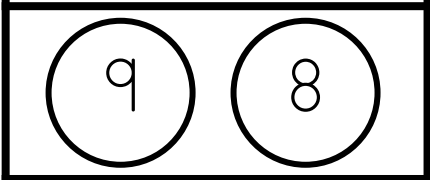

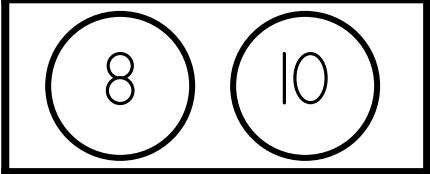
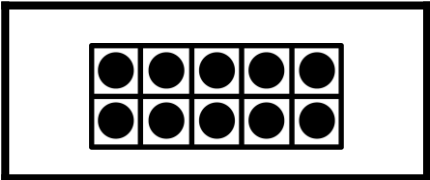
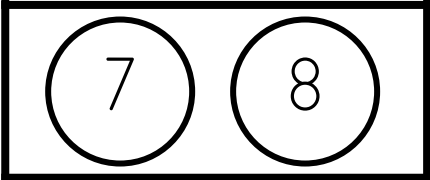

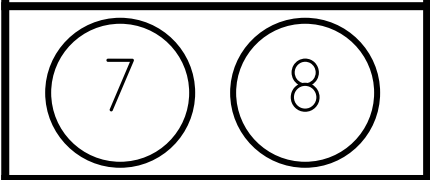

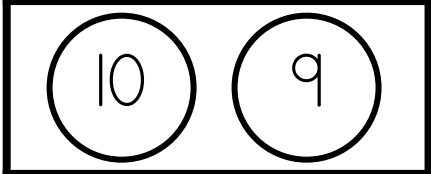
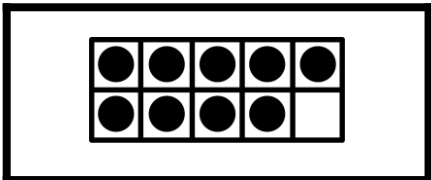
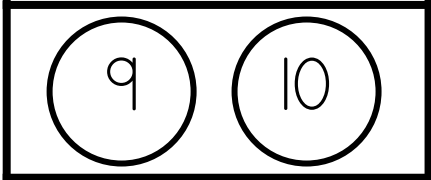
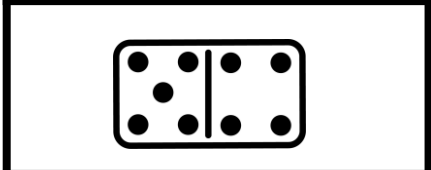
<div>10</div> <div>9</div>

<div>10</div> <div>8</div>



Directions: Cover and swipe the match.

Chip It! Swipe It! - Math Version



Directions: Cover and swipe the match.

Chip It! Swipe It! - Math Version



↑

8 9

↓

6 8

↑

8 10

↓

6 10

↑

7 9

↓

9 6

↑

9 10

↑


9 10

↓

7 8

↑

10 7



Directions: Cover and swipe the match.

Chip It! Swipe It! - Math Version



↑

6 10

↓

8 6

↓

8 9

↓

7 9

↑

7 8

↑

6 8

↑

9 6

↓


10 7

↓

8 10

↓

9 10



Directions: Cover and swipe the match.

Chip It! Swipe It! - Math Version



8, _

9 7

9, _

10 8

5, _

7 6

6, _

5 7

7, _

8 6

8, _

9 7

6, _

7 5

5, _


6 3

9, _

10 8

7, _

6 8



Directions: Cover and swipe the match.

Chip It! Swipe It! - Math Version



6 _ 8	
7	5

5 _ 7	
8	6

7 _ 9	
8	10

9 _ 11	
7	10

5 _ 7	
8	6


7 _ 9	
8	5

6 _ 8	
9	7

7 _ 9	
6	8

6 _ 8	
7	9

5 _ 7	
6	9



Directions: Cover and swipe the match.

Chip It! Swipe It! - Math Version



10 and 4

14

10

10 and 5

18

15

10 and 6

16

14

10 and 3

12

13

10 and 2

15

12

10 and 8

19

18

20 and 0

20

10

10 and 6

10

16

10 and 7


16

17

10 and 1

11

12



Directions: Cover and swipe the match.

Chip It! Swipe It! - Math Version



14	15

17	18

12	13

12	13

17	12


19	14

12	11

13	15

16	17

10	11



Directions: Cover and swipe the match.

Chip It! Swipe It! - Math Version



15

14

12

13

18

13

11

16

13

12

13

14

16

17

10

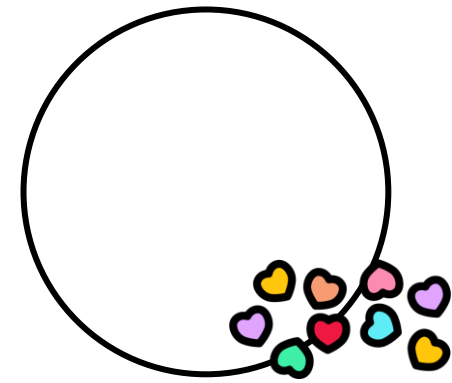
11

17

15

20

19



Directions: Cover and swipe the match.

Chip It! Swipe It! - Math Version



14					15				

18					13				

11					10				

17					12				

19					18				


20					19				

10					11				

20					10				

15					14				

16					18				



Directions: Cover and swipe the match.

Chip It! Swipe It! - Math Version



↑

14 11

↓

15 12

↑

11 13

↓

15 13

↑

11 15

↓

15 14

↑

12 14

↑


19 12

↓

13 14


↑

13 12



Directions: Cover and swipe the match.

Chip It! Swipe It! - Math Version



A jar filled with colorful heart-shaped chips in red, yellow, green, blue, and purple. Below the jar is a game board with a pink arrow pointing up and two circles containing the numbers 15 and 13.

↑

15 13

Game board 1: A pink arrow pointing down and two circles containing the numbers 14 and 11.

↓

14 11

Game board 2: A pink arrow pointing down and two circles containing the numbers 11 and 15.

↓

11 15

Game board 3: A pink arrow pointing up and two circles containing the numbers 13 and 14.

↑

13 14

Game board 4: A pink arrow pointing up and two circles containing the numbers 15 and 12.

↑

15 12

Game board 5: A pink arrow pointing up and two circles containing the numbers 15 and 14.

↑

15 14

Game board 6: A pink arrow pointing down and two circles containing the numbers 13 and 12.

↓

13 12

Game board 7: A pink arrow pointing down and two circles containing the numbers 11 and 13.

↓

11 13

Game board 8: A pink arrow pointing down and two circles containing the numbers 12 and 14.

↓


12 14

Game board 9: An empty large circle with a small cluster of colorful heart-shaped chips at the bottom right.

Directions: Cover and swipe the match.


Chip It! Swipe It! - Math Version






16

20




17

18




19

20




19

18




19

17




15

16




16

17




19

20




17

20



20

18



Directions: Cover and swipe the match.

Chip It! Swipe It! - Math Version



↓

17 18

↑

19 20

↓

19 18

↑

16 20

↓

19 17

↑

15 16

↓

16 17

↓


14 18

↑

17 20

↓

20 18



Directions: Cover and swipe the match.

Chip It! Swipe It! - Math Version



16, _	
17	18

11, _	
16	12

19, _	
18	20

18, _	
17	19

15, _	
16	17


17, _	
18	19

19, _	
17	20

17, _	
16	18

15, _	
17	16

16, _	
17	15



Directions: Cover and swipe the match.

Chip It! Swipe It! - Math Version



15	_	17
16		18

18	_	20
17		19

14	_	16
15		14

13	_	15
14		12

11	_	13
12		15


12	_	14
11		13

10	_	12
14		11

17	_	19
18		16

14	_	16
15		13

19	_	21
18		20



Directions: Cover and swipe the match.

Chip It! Swipe It! - Math Version



$5+0$	
5	4

$3+2$	
2	5

$4+0$	
3	4

$1+4$	
3	5

$2+3$	
3	5


$0+1$	
1	2

$1+1$	
4	2

$2+2$	
4	2

$4+1$	
4	5

$1+0$	
1	2



Directions: Cover and swipe the match.

Chip It! Swipe It! - Math Version



$2+0$	
3	2

$5+0$	
0	5

$0+1$	
1	2

$0+3$	
2	3

$1+4$	
4	5


$4+1$	
4	5

$0+2$	
1	2

$2+2$	
4	3

$0+0$	
0	1

$2+3$	
5	4

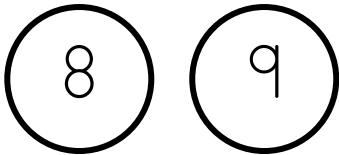


Directions: Cover and swipe the match.

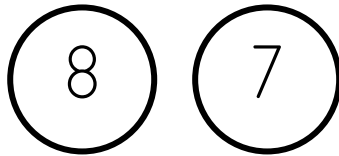
Chip It! Swipe It! - Math Version



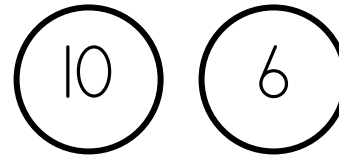
$0+9$



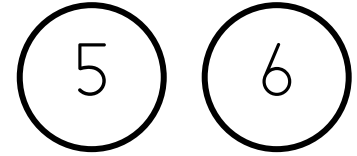
$3+5$



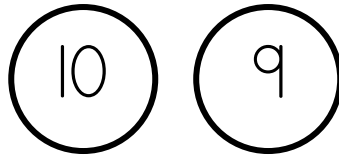
$4+6$



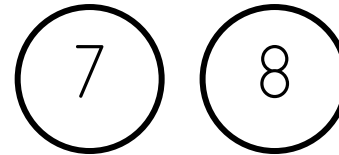
$3+3$



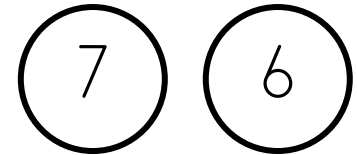
$1+9$




$4+4$



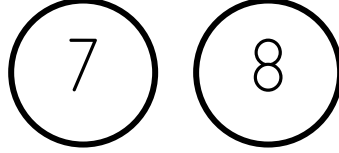
$3+4$




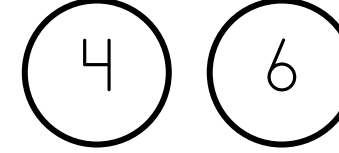
$6+3$



$2+5$



$0+6$



Directions: Cover and swipe the match.

Chip It! Swipe It! - Math Version



$2+5$

8

7

$6+4$

9

10

$3+3$

6

5

$3+4$

6

7

$4+4$

7

8

$0+9$

9

8

$6+3$

9

8

$1+9$

10

9

$4+6$


9

10

$0+6$

6

5



Directions: Cover and swipe the match.

Chip It! Swipe It! - Math Version



$7+0$

5

7

$3+3$

6

4

$10+0$

9

10

$0+0$

0

2

$5+5$

9

10

$1+1$

2

4

$9+0$

7

9

$0+10$

9

10

$4+4$


8

7

$8+0$

5

8



Directions: Cover and swipe the match.

Chip It! Swipe It! - Math Version



$13+2$

(14) (15)

$12+0$

(13) (12)

$11+4$

(15) (14)

$11+0$

(11) (12)

$10+0$

(11) (10)

$10+5$

(14) (15)

$11+1$

(12) (11)

$12+4$


(15) (16)

$13+1$

(12) (14)

$11+2$

(15) (13)



Directions: Cover and swipe the match.

Chip It! Swipe It! - Math Version



$13+2$	
15	13

$15+0$	
14	15

$14+1$	
15	13

$10+1$	
12	11

$12+2$	
15	14


$10+0$	
10	11

$13+0$	
14	13

$14+3$	
15	17

$10+2$	
12	13

$12+3$	
14	15



Directions: Cover and swipe the match.

Chip It! Swipe It! - Math Version



$19+0$	
18	19

$13+4$	
16	17

$16+4$	
19	20

$14+3$	
18	17

$19+1$	
20	17


$14+4$	
17	18

$15+1$	
16	15

$16+0$	
17	16

$13+3$	
16	15

$16+3$	
19	18



Directions: Cover and swipe the match.

Chip It! Swipe It! - Math Version



$17+0$	
18	17

$19+1$	
18	20

$20+0$	
17	20

$14+4$	
18	16

$19+0$	
19	20


$11+3$	
14	15

$13+2$	
17	15

$15+5$	
20	18

$13+3$	
16	15

$12+3$	
15	17



Directions: Cover and swipe the match.

Chip It! Swipe It! - Math Version



4-4	
0	4

5-5	
5	0

1-1	
0	1

4-0	
4	0

2-0	
2	0


3-0	
0	3

2-2	
0	2

5-1	
4	0

1-0	
0	1

5-0	
5	0



Directions: Cover and swipe the match.

Chip It! Swipe It! - Math Version



5-0	
0	5

3-1	
2	4

1-0	
1	0

5-3	
3	2

3-2	
1	3


2-0	
0	2

4-1	
3	4

5-4	
1	5

5-1	
4	5

5-2	
1	3



Directions: Cover and swipe the match.

Chip It! Swipe It! - Math Version



9-5	
4	5

10-5	
5	3

6-3	
3	4

8-2	
6	7

6-6	
3	0


10-9	
1	9

7-4	
2	3

8-1	
4	7

8-5	
5	3

8-8	
0	1



Directions: Cover and swipe the match.

Chip It! Swipe It! - Math Version



7-7	
7	0

10-0	
9	10

9-8	
9	1

10-9	
1	0

7-6	
7	1


8-8	
8	0

8-7	
1	8

9-7	
1	2

7-0	
0	7

9-0	
0	9



Directions: Cover and swipe the match.

Chip It! Swipe It! - Math Version



19-4

14

15

13-3

16

10

19-9

19

10

12-6

8

6

20-5

14

15

19-6

16

13

14-8

7

6

19-8

12

11

16-3


13

12

18-6

12

13

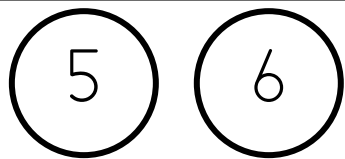


Directions: Cover and swipe the match.


Chip It! Swipe It! - Math Version



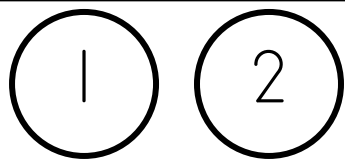
$14-8$



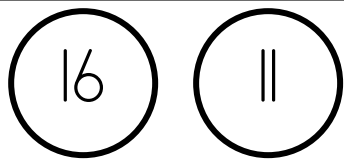
$20-9$



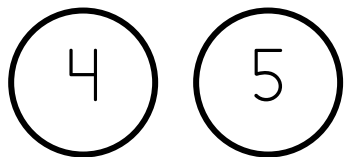
$13-12$



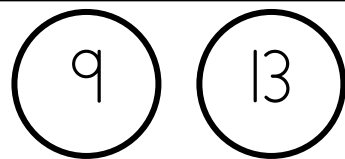
$16-5$




$19-14$



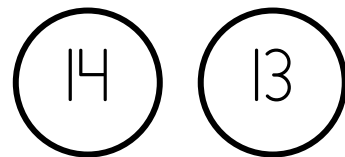
$19-6$



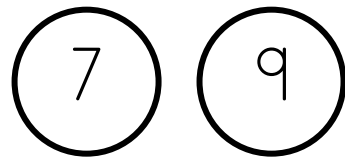
$20-10$




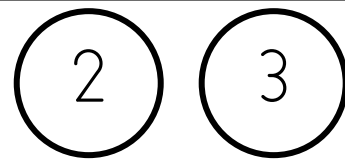
$20-7$



$18-9$



$15-12$



Directions: Cover and swipe the match.



This packet is the property of Tara West of Little Minds at Work and is protected through copyright and trademark registrations. All rights reserved.

No part of this digital download may be reproduced electronically, shared without additional licenses, or placed on the internet for others to access without the prior permission from the publisher, Tara West.

If you are a school district using this download as curriculum for more than one teacher an additional school license will need to be purchased.

Fonts used within this download are intellectual property of Print Designs by Kris.

The clipart images are intellectual property of Laura Strickland of Whimsy Clips and Erin Colleen Designs.

Contact Information

Email: littlemindsatworkLLC@gmail.com

Website: www.littlemindsatwork.org

Store: <http://www.teacherspayteachers.com/Store/Tara-West>