

Guided Phonics + Beyond Units 1-6 Aligned
SCIENCE OF READING
THEMED

6 WRITING CENTERS

*phonics-based and
fully decodable*



Click to view and explore the Science of Reading aligned Thematic Writing Centers!

Guided Phonics + Beyond Units 1-6 Aligned

SCIENCE OF READING THEMED

phonics-based and fully decodable

SCIENCE OF READING THEMED

20 WRITING THEMES

phonics-based and fully decodable



SCIENCE OF READING THEMED

20 WRITING THEMES

phonics-based and fully decodable



SCIENCE OF READING THEMED

20 WRITING THEMES

phonics-based and fully decodable



SCIENCE OF READING THEMED

20 WRITING THEMES

phonics-based and fully decodable



SCIENCE OF READING THEMED

20 WRITING THEMES

phonics-based and fully decodable



SCIENCE OF READING THEMED

20 WRITING THEMES

phonics-based and fully decodable



©Tara West - Little Minds at Work

THEMATIC WRITING CENTER ■ Phonics-Based and Fully Decodable

The Thematic Writing Center is phonics-based and entirely decodable. The bundle features 20 captivating themes, each with materials that can be used interchangeably. This flexibility enables you to introduce new content as needed without requiring direct instruction for the students. Pick and choose material as needed. View a detailed and comprehensive overview video for the thematic writing center themes [HERE](#).

Activity 1:



Students write the matching sound.

Activity 2:




Students build the sound with magnetic letters.

Activity 3:



Students listen to the oral prompts and draw & label.

Activity 4:



Students create a matching story for the images.

Activity 5:



Students cut, staple, glue, and color the booklet.

Activity 6:



Students label, match, and color the sheet.

Activity 7:




Students label the words on the sheet & "decide."

Activity 8:



Students label the words and colors the images.

Activity 9:



Students cut, glue, and color to label the words.

Activity 10:



Students label the word and write it 5 times.

Activity 11:




Students say the word, trace the word, and write it.


Activity 12:




Students use the image cards to label the sheet.




d



c




t




b


Pets




h



r




f



s


Pets



r

Thematic Phonics-Based Writing Center


Pets



c

Thematic Phonics-Based Writing Center


Pets



f

Thematic Phonics-Based Writing Center


Pets



s

Thematic Phonics-Based Writing Center


Pets



d

Thematic Phonics-Based Writing Center


Pets



t

Thematic Phonics-Based Writing Center


Pets



b

Thematic Phonics-Based Writing Center


Pets



h


Thematic Phonics-Based Writing Center

Pets




Thematic Phonics-Based Writing Center

Pets




Thematic Phonics-Based Writing Center

Pets




Thematic Phonics-Based Writing Center

Pets




Thematic Phonics-Based Writing Center

Pets




Thematic Phonics-Based Writing Center

Pets




Thematic Phonics-Based Writing Center

Pets




Thematic Phonics-Based Writing Center

Pets



Thematic Phonics-Based Writing Center




Pets

r

Thematic Phonics-Based Writing Center

Tara West – Little Minds at Work




Pets

f

Thematic Phonics-Based Writing Center

Tara West – Little Minds at Work




Pets

c

Thematic Phonics-Based Writing Center

Tara West – Little Minds at Work




Pets

s

Thematic Phonics-Based Writing Center

Tara West – Little Minds at Work




Pets

d

Thematic Phonics-Based Writing Center

Tara West – Little Minds at Work




Pets

b

Thematic Phonics-Based Writing Center

Tara West – Little Minds at Work




Pets

t

Thematic Phonics-Based Writing Center

Tara West – Little Minds at Work




Pets

h

Thematic Phonics-Based Writing Center


Tara West – Little Minds at Work



Pets

Thematic Phonics-Based Writing Center


Tara West – Little Minds at Work



Pets

Thematic Phonics-Based Writing Center


Tara West – Little Minds at Work



Pets

Thematic Phonics-Based Writing Center


Tara West – Little Minds at Work



Pets

Thematic Phonics-Based Writing Center

Tara West – Little Minds at Work




Pets

Blank writing area for the dog illustration.

Thematic Phonics-Based Writing Center

Tara West – Little Minds at Work




Pets

Blank writing area for the bird illustration.

Thematic Phonics-Based Writing Center

Tara West – Little Minds at Work




Pets

Blank writing area for the turtle illustration.

Thematic Phonics-Based Writing Center

Tara West – Little Minds at Work




Pets

Blank writing area for the hamster illustration.

Thematic Phonics-Based Writing Center


Tara West – Little Minds at Work



Pets

Thematic Phonics-Based Writing Center


Tara West – Little Minds at Work



Pets

Thematic Phonics-Based Writing Center


Tara West – Little Minds at Work



Pets

Thematic Phonics-Based Writing Center


Tara West – Little Minds at Work



Pets

Thematic Phonics-Based Writing Center


Tara West – Little Minds at Work



Pets

Thematic Phonics-Based Writing Center


Tara West – Little Minds at Work



Pets

Thematic Phonics-Based Writing Center


Tara West – Little Minds at Work



Pets

Thematic Phonics-Based Writing Center

Tara West – Little Minds at Work





Pets

Thematic Phonics-Based Writing Center

Tara West – Little Minds at Work



Illustrate a story about...





Thematic Phonics-Based Writing Center

Tara West – Little Minds at Work



Illustrate a story about...





Thematic Phonics-Based Writing Center

Tara West – Little Minds at Work



Illustrate a story about...




Thematic Phonics-Based Writing Center


Tara West – Little Minds at Work




Teacher Clip Art Guide




dog




cat



turtle




bird




hamster



rabbit



fish



snake



Teacher-Led Story Starters


- Illustrate a fish in a fishbowl. Label the fish with the sound /f/.
- This pet may bark and the first sound in the word is /d/. Illustrate it.
- This pet may purr and starts with the sound /k/. Illustrate it.
- This pet walks very slowly and starts with the sound /t/.
- This pet has wings and may chirp. It starts with sound /b/. Illustrate it.
- This pet is tiny and can live in a cage. It starts with the sound /h/. Illustrate and label.
- This pet can be long and slithers. It starts with the sound /s/.
- This pet has two ears and a fluffy white tail. It begins with the sound /r/.


Name:





Label and
Color


Directions: Label and color.



























Name: _____



Cut, Color,
and Glue

Directions: Cut, color, and glue.



d

c

f

t


s

b

r

h

Name:



**Pull, Illustrate,
and Label**

Directions: Pull, illustrate, label.


<div data-bbox="25 216 472 736"><hr/><hr/><hr/></div>	<div data-bbox="491 216 938 736"><hr/><hr/><hr/></div>	<div data-bbox="956 216 1403 736"><hr/><hr/><hr/></div>
<div data-bbox="25 768 472 1288"><hr/><hr/><hr/></div>	<div data-bbox="491 768 938 1288"><hr/><hr/><hr/></div>	<div data-bbox="956 768 1403 1288"><hr/><hr/><hr/></div>
<div data-bbox="25 1321 472 1841"><hr/><hr/><hr/></div>	<div data-bbox="491 1321 938 1841"><hr/><hr/><hr/></div>	<div data-bbox="956 1321 1403 1841">A larger line drawing of the same boy and dog from the top right corner, positioned in the bottom right cell of the grid.</div>

Name: _____



Say, Trace, and Write it!

Directions: Say, trace, and write it.




Dd

Blank writing lines for the letter Dd.




Ss

Blank writing lines for the letter Ss.



Cc

Blank writing lines for the letter Cc.




Hh

Blank writing lines for the letter Hh.




Ff

Blank writing lines for the letter Ff.




Rr

Blank writing lines for the letter Rr.



Bb

Blank writing lines for the letter Bb.



Tt


Blank writing lines for the letter Tt.


Name: _____



Label, Color,
and Write

Directions: Label, color, and write.







Name: _____




Label, Color,
and Write

Directions: Label, color, and write.


A rectangular box with a dashed horizontal line in the middle, connected to the cat by a thin line. This is intended for labeling the cat.A row of five identical rectangular boxes, each with a dashed horizontal line in the middle, intended for writing the name of the cat.A rectangular box with a dashed horizontal line in the middle, connected to the turtle by a thin line. This is intended for labeling the turtle.A row of five identical rectangular boxes, each with a dashed horizontal line in the middle, intended for writing the name of the turtle.


Name: _____



Label, Color,
and Write

Directions: Label, color, and write.



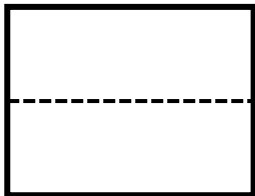
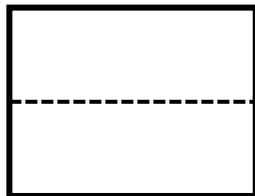
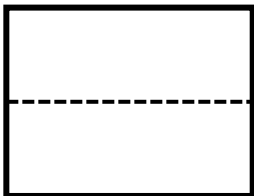
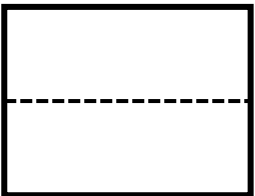
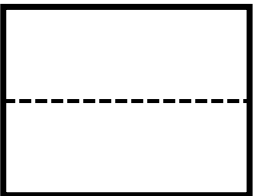
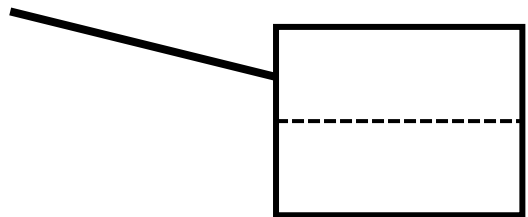

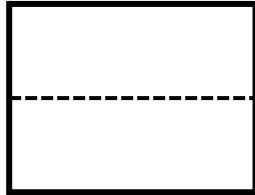
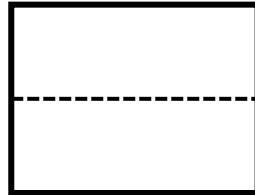
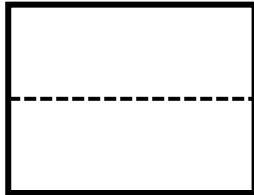
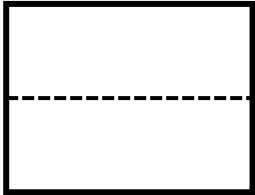
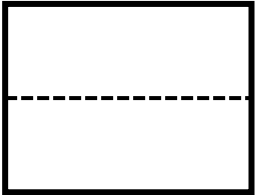
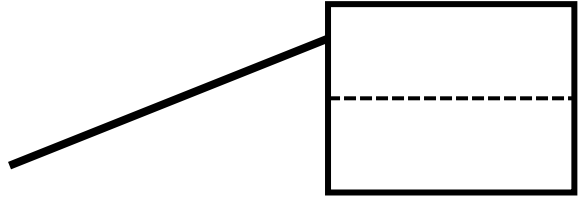



Name: _____




Label, Color,
and Write

Directions: Label, color, and write.





Name:






Label and Choose

Directions: Label, choose, and color.




























Color, Label, and Write




Pets

Name:

Color, Label, and Write



Cut, Color,
and Label




Pets

Name: _____


Thematic Phonics-Based Writing Center

Tara West – Little Minds at Work


s




d




c




b




r




t




f









h



Cut, Color,
and Label



Pets



Name: _____

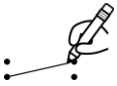



Label,
Match, Color

Directions: Label, match, color.



Label It.




Match It.

• f

• h

• d

• c



Name:








Label,
Match, Color

Directions: Label, match, color.



Label It.




Match It.

• s

• r

• t

• b



Name: _____



Read and Trace

Directions: Trace the letters.

A	B	C	D	E
F	G	H	I	J
K	L	M	N	O
P	Q	R	S	T
U	V	W	A black and white line drawing of a young child with curly hair sitting on the ground next to a dog. The child is holding a book or a bag.	
X	Y	Z		

Name: _____



Read and Trace

Directions: Trace the letters.

d	b	c	d	e
f	g	h	i	j
k	l	m	n	o
p	q	r	s	t
u	v	w	A black and white line drawing of a young boy with curly hair, wearing a t-shirt and shorts, sitting on the ground. A dog is sitting next to him, leaning its head against his arm. The boy is holding a book or a bag.	
x	y	z		

Name: _____



Read and Trace

Directions: Trace the letters.

Aa	Bb	Cc	Dd	Ee
Ff	Gg	Hh	Ii	Jj
Kk	Ll	Mm	Nn	Oo
Pp	Qq	Rr	Ss	Tt
Uu	Vv	Ww	A black and white line drawing of a young child with curly hair sitting on the ground next to a dog. The child is holding a book or a bag. The dog is sitting and looking towards the child.	
Xx	Yy	Zz		

Name: _____




Read and Trace

Directions: Trace and write the letters.

d

z



Name: _____




Read and Trace

Directions: Trace and write the letters.

A

Z



Name: _____




Read and Trace

Directions: Trace and write the letters.

A a

Z z



THEMATIC WRITING CENTER ■ Phonics-Based and Fully Decodable

The Thematic Writing Center is phonics-based and entirely decodable. The bundle features 20 captivating themes, each with materials that can be used interchangeably. This flexibility enables you to introduce new content as needed without requiring direct instruction for the students. Pick and choose material as needed. View a detailed and comprehensive overview video for the thematic writing center themes [HERE](#).

Activity 1:




Students write and/or build the matching word.

Activity 2:



Students build and record sentences.

Activity 3:



Students listen to the oral prompts and draw & label.

Activity 4:



Students create a matching story for the images.

Activity 5:



Students cut, staple, glue, and color the booklet.

Activity 6:



Students label, match, and color the sheet.

Activity 7:



Students read, trace, build, and write sentences.

Activity 8:




Students label the words and colors the images.

Activity 9:



Students cut, glue, and color to label the words.

Activity 10:



Students label the word and write it 5 times.

Activity 11:




Students say the word, trace the word, and write it.


Activity 12:



Students use the image cards to label the sheet.




dog



cat



vet



pup


Pets




fed



can




bag



bed


Pets



dog

Thematic Phonics-Based Writing Center

Pets



cat

Thematic Phonics-Based Writing Center

Pets



pup

Thematic Phonics-Based Writing Center

Pets



vet

Thematic Phonics-Based Writing Center


Pets



fed

Thematic Phonics-Based Writing Center


Pets



can

Thematic Phonics-Based Writing Center


Pets



bag

Thematic Phonics-Based Writing Center

Pets



bed


Thematic Phonics-Based Writing Center

Pets




Thematic Phonics-Based Writing Center

Pets



Thematic Phonics-Based Writing Center

Pets



Thematic Phonics-Based Writing Center

Pets




Thematic Phonics-Based Writing Center

Pets




Thematic Phonics-Based Writing Center

Pets




Thematic Phonics-Based Writing Center

Pets




Thematic Phonics-Based Writing Center

Pets



Thematic Phonics-Based Writing Center




Pets

dog

Thematic Phonics-Based Writing Center

Tara West – Little Minds at Work



Pets

cat

Thematic Phonics-Based Writing Center

Tara West – Little Minds at Work



Pets

pup

Thematic Phonics-Based Writing Center

Tara West – Little Minds at Work



Pets

vet

Thematic Phonics-Based Writing Center

Tara West – Little Minds at Work

Pets



fed

Thematic Phonics-Based Writing Center

Tara West – Little Minds at Work

Pets




can

Thematic Phonics-Based Writing Center

Tara West – Little Minds at Work

Pets




bag

Thematic Phonics-Based Writing Center

Tara West – Little Minds at Work


Pets



bed

Thematic Phonics-Based Writing Center


Tara West – Little Minds at Work



Pets

Thematic Phonics-Based Writing Center

Tara West – Little Minds at Work



Pets

Thematic Phonics-Based Writing Center

Tara West – Little Minds at Work



Pets

Thematic Phonics-Based Writing Center

Tara West – Little Minds at Work



Pets

Thematic Phonics-Based Writing Center


Tara West – Little Minds at Work



Pets

Thematic Phonics-Based Writing Center


Tara West – Little Minds at Work



Pets

Thematic Phonics-Based Writing Center


Tara West – Little Minds at Work



Pets

Thematic Phonics-Based Writing Center


Tara West – Little Minds at Work



Pets

Thematic Phonics-Based Writing Center


Tara West – Little Minds at Work



Pets

Thematic Phonics-Based Writing Center


Tara West – Little Minds at Work



Pets

Thematic Phonics-Based Writing Center

Tara West – Little Minds at Work



Pets

Thematic Phonics-Based Writing Center

Tara West – Little Minds at Work



Pets

Thematic Phonics-Based Writing Center


Tara West – Little Minds at Work



Pets

Thematic Phonics-Based Writing Center


Tara West – Little Minds at Work



Pets

Thematic Phonics-Based Writing Center


Tara West – Little Minds at Work



Pets

Thematic Phonics-Based Writing Center

Tara West – Little Minds at Work




Pets

Thematic Phonics-Based Writing Center

Tara West – Little Minds at Work



Write a story about...




Thematic Phonics-Based Writing Center

Tara West – Little Minds at Work



Write a story about...





Thematic Phonics-Based Writing Center

Tara West – Little Minds at Work



Write a story about...



Thematic Phonics-Based Writing Center

Tara West – Little Minds at Work



Write a story about...





Thematic Phonics-Based Writing Center

Tara West – Little Minds at Work



Write a story about...




Thematic Phonics-Based Writing Center

Tara West – Little Minds at Work



Write a story about...



Thematic Phonics-Based Writing Center


Tara West – Little Minds at Work



Teacher Clip Art Guide



dog



cat



vet




pup




fed



can



bag



bed



Teacher-Led Story Starters

- Illustrate the pup. Label the word “pup.”
- Draw a picture of a vet with a dog. Label the words “vet” and “dog” in your picture.
- Illustrate a cat and label it with the word “cat.”
- Write the sentence “I see the pup” and illustrate a matching picture with the pup labeled.
- Draw a picture of a dog food bag with a can of cat food. Label the words “bag” and “can” in your picture.
- Illustrate a pet bed. Label the word “bed.”
- Write the sentence “The kid fed the pet.” Label the picture.


CVC Sentence Writing Strings



Thematic Phonics-Based Writing Center

Tara West – Little Minds at Work

I see the



Thematic Phonics-Based Writing Center

Tara West – Little Minds at Work


I like the



Thematic Phonics-Based Writing Center

Tara West – Little Minds at Work


It is a big



Thematic Phonics-Based Writing Center

Tara West – Little Minds at Work


The pet is



Thematic Phonics-Based Writing Center

Tara West – Little Minds at Work






A kid has a



Thematic Phonics-Based Writing Center

Tara West – Little Minds at Work


Pets



Pets




dog



cat



fed




vet




pup



can



bag



bed

Pets



dog

cat

fed

vet

pup

can

bag

bed

CVC Sentence Writing Strings



Thematic Phonics-Based Writing Center

Tara West – Little Minds at Work

I see the

Thematic Phonics-Based Writing Center

Tara West – Little Minds at Work

I like the

Thematic Phonics-Based Writing Center

Tara West – Little Minds at Work

It is a big

Thematic Phonics-Based Writing Center

Tara West – Little Minds at Work

The pet is

Thematic Phonics-Based Writing Center

Tara West – Little Minds at Work

A kid has a

Thematic Phonics-Based Writing Center

Tara West – Little Minds at Work

Name:



**CVC
Sentences**

Directions: Write the CVC sentence.

Blank writing line with a dashed midline for handwriting practice.

Blank writing line with a dashed midline for handwriting practice.

Blank writing line with a dashed midline for handwriting practice.

Blank writing line with a dashed midline for handwriting practice.

Blank writing line with a dashed midline for handwriting practice.

Blank writing line with a dashed midline for handwriting practice.

Blank writing line with a dashed midline for handwriting practice.


Blank writing line with a dashed midline for handwriting practice.


Name:




Label and
Color

Directions: Label and color.





















Name: _____



Cut, Color,
and Glue

Directions: Cut, color, and glue.



pup

dog

vet

fed


can

bag

cat


bed

Name:



Pull, Illustrate,
and Label

Directions: Pull, illustrate, label.



Name:



Say, Trace,
and Write it!

Directions: Say, trace, and write it.



cat

Blank writing lines for the word 'cat'.



bag

Blank writing lines for the word 'bag'.



dog

Blank writing lines for the word 'dog'.



pup

Blank writing lines for the word 'pup'.



vet

Blank writing lines for the word 'vet'.



fed

Blank writing lines for the word 'fed'.



can

Blank writing lines for the word 'can'.



bed


Blank writing lines for the word 'bed'.


Name: _____



Label, Color,
and Write

Directions: Label, color, and write.






Name: _____



Label, Color,
and Write

Directions: Label, color, and write.







Name: _____



Label, Color,
and Write

Directions: Label, color, and write.



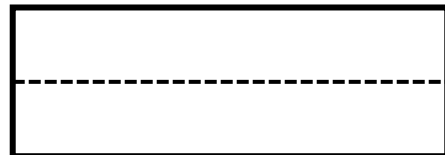

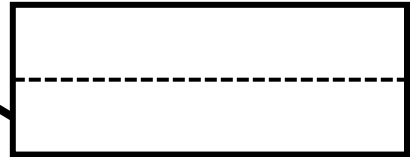

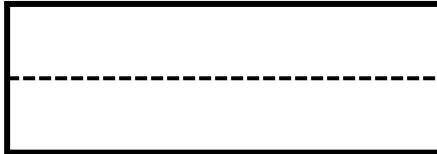
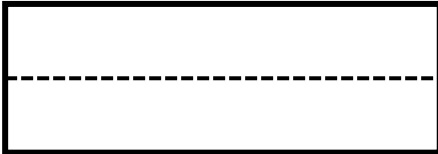


Name: _____



Label, Color,
and Write

Directions: Label, color, and write.





Name:




Label and Choose

Directions: Label, choose, and color.

























Color, Label, and Write




Pets

Name:

Color, Label, and Journal



Color, Label, and Write



Color, Label, and Write



Two sets of primary writing lines. Each set consists of a solid top line, a dashed middle line, and a solid bottom line.

Color, Label, and Write




Four sets of handwriting practice lines. Each set consists of a solid top line, a dashed middle line, and a solid bottom line, providing a guide for letter height and placement.

Color, Label, and Write



Four sets of primary writing lines, each consisting of a solid top line, a dashed middle line, and a solid bottom line, for practicing handwriting.

Cut, Color,
and Label




Pets

Name: _____


Thematic Phonics-Based Writing Center

Tara West – Little Minds at Work


dog




bed




bag



vet




can




cat




fed







pup



Cut, Color,
and Label



Pets



Name: _____

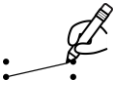



Label,
Match, Color

Directions: Label, match, color.



Label It.



Match It.

• fed

• cat

• pup

• dog



Name: _____



Label,
Match, Color

Directions: Label, match, color.



Label It.

A large illustration of a vet's office. On the left, a vet is sitting at a desk with a dog. On the wall is a circular sign with a paw print. To the right is a dog house with a dog bowl on top and a dog bag inside. In the foreground, there is a dog bed. Each of these items has a dashed line for labeling.



Match It.

- bed
- bag
- vet
- can

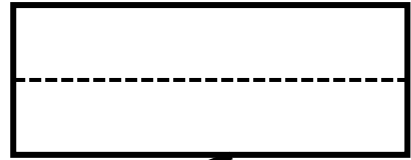



Name: _____



Label, Write,
and Color

Directions: Label, write, and color.



I like the _____

A man has a _____


The _____ is fun.

Name: _____



Label, Write,
and Color

Directions: Label, write, and color.



The _____ is big.

I see the _____


Get the big _____

Name: _____



Label, Write,
and Color

Directions: Label, write, and color.




The _____ can sit.

I like the _____


The _____ is in bed.

Name: _____

Directions: Label, write, and color.



Label, Write,
and Color



I see a _____

The _____ is big.


I can pet the _____

Name: _____

Directions: Label, write, and color.



Label, Write,
and Color



I see a _____

I like the _____

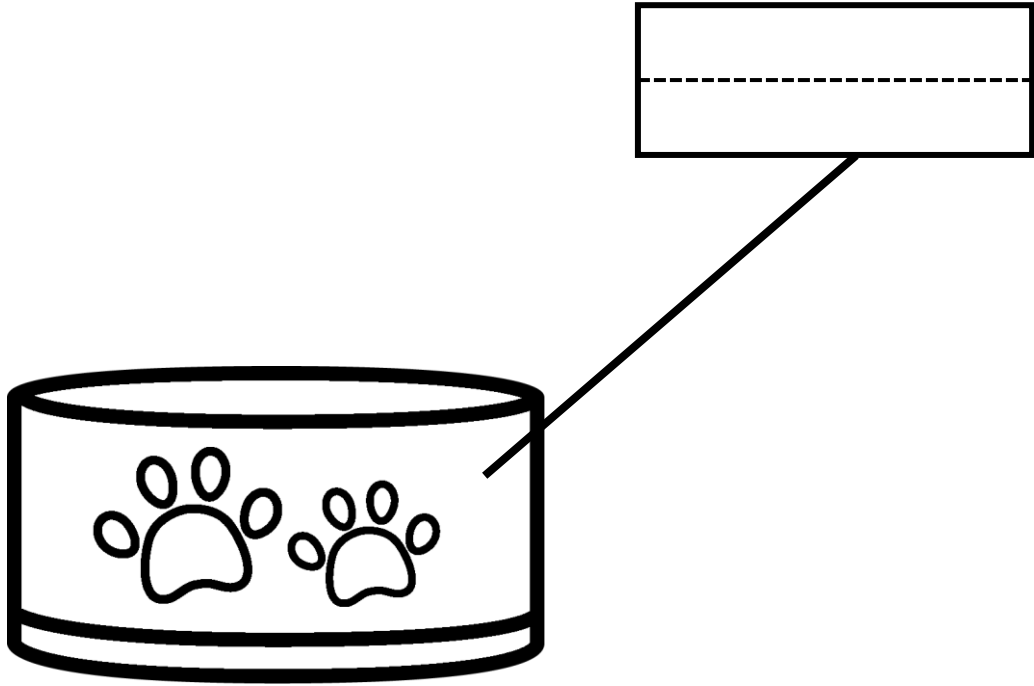
The man is a _____

Name: _____



Label, Write,
and Color

Directions: Label, write, and color.



I see a _____

The _____ is not big.

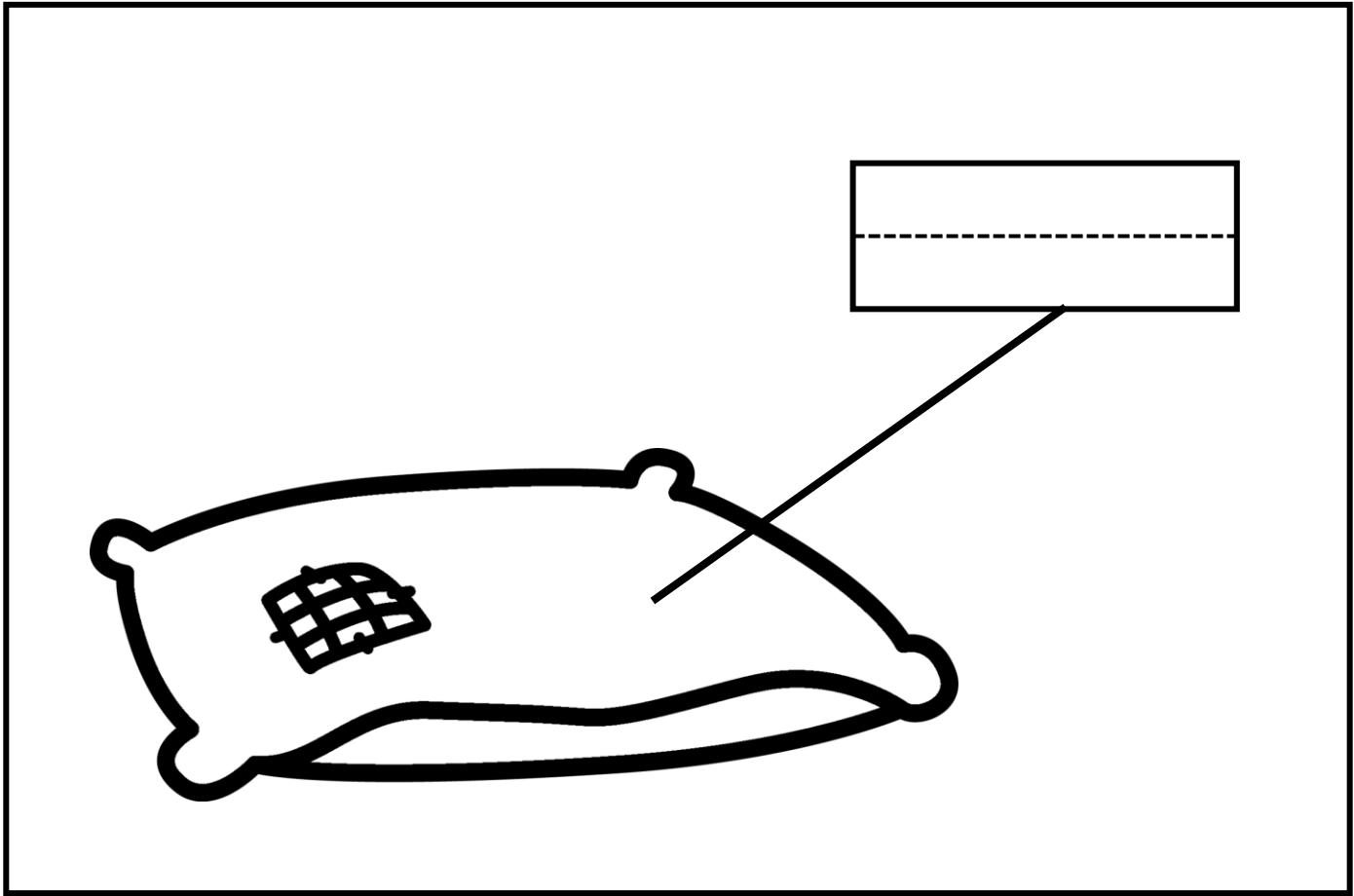
I fed the dog a _____

Name: _____



Label, Write,
and Color

Directions: Label, write, and color.



I see a big

I like the

A pet had a

Name: _____



Label, Write,
and Color

Directions: Label, write, and color.



The pet is _____

The kid _____ the pet.


Is the pet _____

Name: _____



Label, Write,
and Color

Directions: Label, write, and color.




Name: _____



Label, Write,
and Color

Directions: Label, write, and color.




Name: _____



Label, Write,
and Color

Directions: Label, write, and color.




Name:



Label, Write,
and Color

Directions: Label, write, and color.



A rectangular box with a dashed horizontal line across the middle, intended for labeling the dog.

Three sets of handwriting practice lines, each consisting of a solid top line, a dashed middle line, and a solid bottom line.

Name: _____




Label, Write,
and Color

Directions: Label, write, and color.

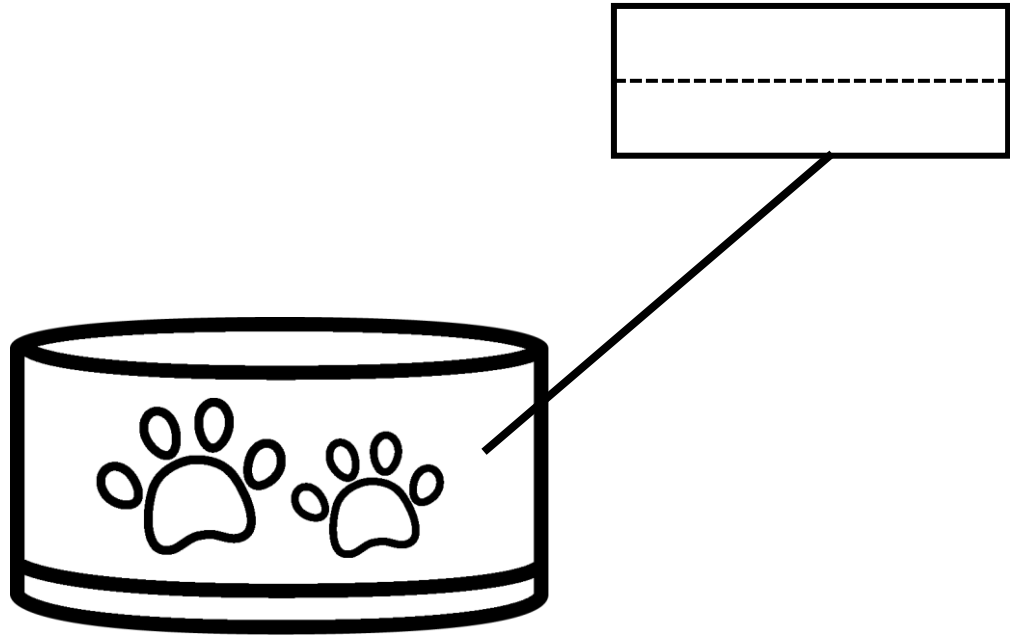


Name: _____



Label, Write,
and Color

Directions: Label, write, and color.



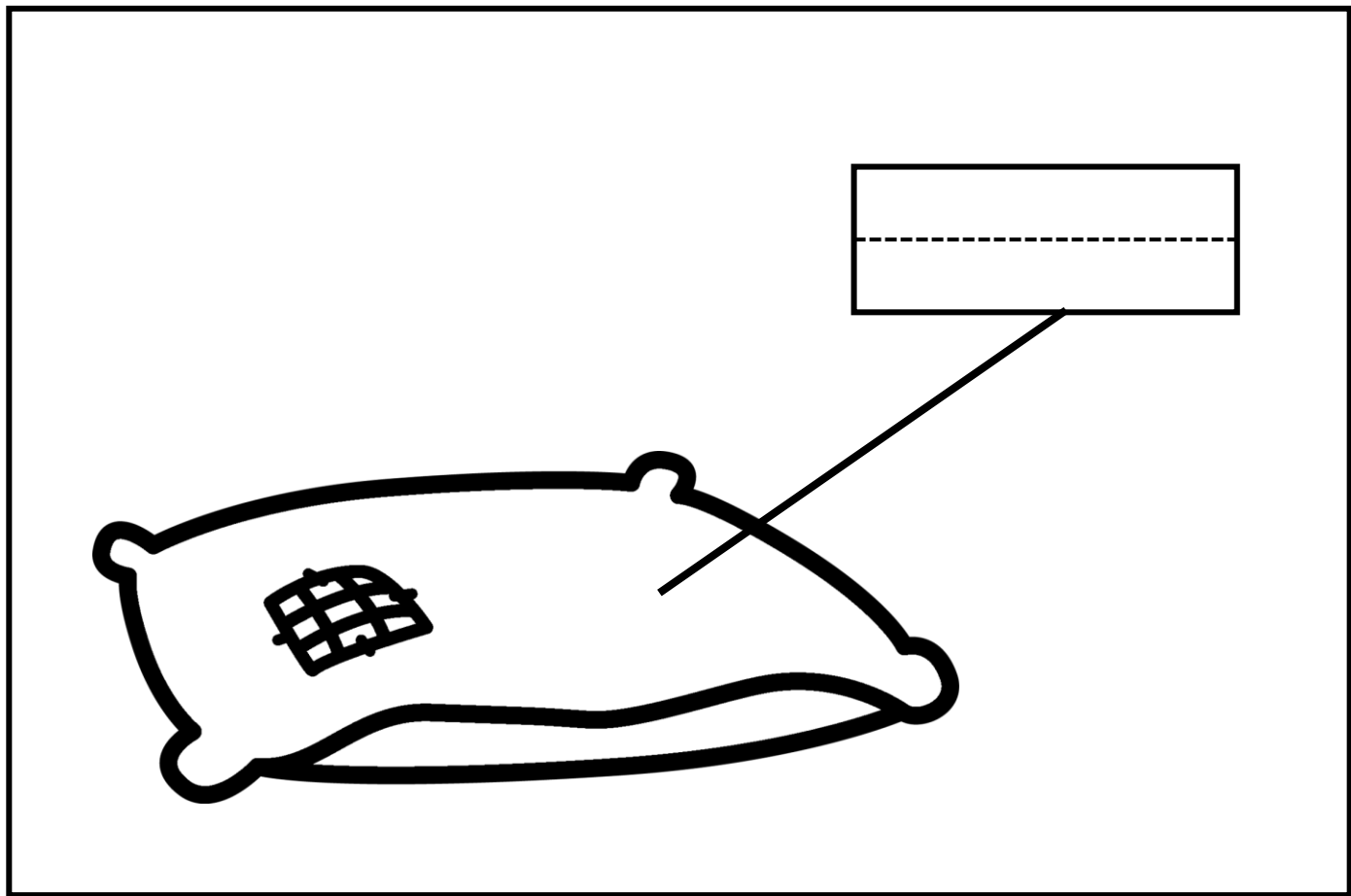
Three sets of handwriting lines, each consisting of a solid top line, a dashed middle line, and a solid bottom line.

Name: _____



Label, Write,
and Color

Directions: Label, write, and color.



Four sets of handwriting lines, each consisting of a solid top line, a dashed middle line, and a solid bottom line.

Name: _____



Label, Write,
and Color

Directions: Label, write, and color.



Name:



Read, Draw,
and Write

Directions: Read, draw, and write the sentence.

I like the big dog.

A large, empty rectangular box with a solid black border, intended for a child to draw a picture related to the sentence above.Two sets of handwriting practice lines. Each set consists of a solid top line, a dashed middle line, and a solid bottom line, providing a guide for letter height and placement.

Name:



Read, Draw,
and Write

Directions: Read, draw, and write the sentence.

It is a red bed.

A large, empty rectangular box with a solid black border, intended for the student to draw a picture related to the sentence above.A set of handwriting practice lines consisting of two solid top lines, a dashed middle line, and a solid bottom line. This set is repeated twice, once below the drawing area and once at the bottom of the page.

Name:



Read, Draw,
and Write

Directions: Read, draw, and write the sentence.

The kid fed the pet.

A large, empty rectangular box with a solid black border, intended for a child to draw a picture related to the sentence above.Two sets of handwriting practice lines. Each set consists of a solid top line, a dashed middle line, and a solid bottom line, providing a guide for letter height and placement.

Name: _____



Read, Draw,
and Write

Directions: Read, draw, and write the sentence.

The bag is not red.

A large, empty rectangular box with a solid black border, intended for a drawing related to the sentence above.Two sets of handwriting practice lines. Each set consists of a solid top line, a dashed middle line, and a solid bottom line.

Name:



Read, Draw,
and Write

Directions: Read, draw, and write the sentence.

The man got a pup.

A large, empty rectangular box with a solid black border, intended for a child to draw a picture related to the sentence above.Two sets of handwriting practice lines. Each set consists of a solid top line, a dashed middle line, and a solid bottom line.

Name: _____



Read, Trace,
Glue, Write

Directions: Read, trace, glue, and write the sentence.

The cat is big.

The cat is big.

Blank rectangular box for writing the sentence.

Two sets of handwriting lines, each consisting of a solid top line, a dashed middle line, and a solid bottom line.

The

.

is

big

cat

Name: _____



Read, Trace,
Glue, Write

Directions: Read, trace, glue, and write the sentence.

I see the can.

I see the can.

the

see

I

.

can

Name: _____



Read, Trace,
Glue, Write

Directions: Read, trace, glue, and write the sentence.

Get to the vet.

Get to the vet.

the

vet

to

Get

.

Name: _____



Read, Trace,
Glue, Write

Directions: Read, trace, glue, and write the sentence.

I see the dog.

I see the dog.

dog

.

see

the

I

Name: _____



Read, Trace,
Glue, Write

Directions: Read, trace, glue, and write the sentence.

I got the can.

I got the can.

.

can

got

the

I

Name: _____



Read and
Color

Directions: Read and illustrate a matching picture.

I

I see

I see the

I see the dog.

I

I see

I see the

I see the cat.

Name: _____



Read and
Color

Directions: Read and illustrate a matching picture.

I

I got

I got the

I got the bag.

I

I got

I got the

I got the can.

Name:



Read and
Color

Directions: Read and illustrate a matching picture.

I

I see

I see the

I see the vet.

I

I see

I see the

I see the pup.

Name: _____



Read and
Color

Directions: Read and illustrate a matching picture.

I

I like

I like the

I like the bed.

I

I like

I like the

I like the vet.

Name: _____



Read and
Color

Directions: Read and illustrate a matching picture.

The

The kid

The kid has

The kid has a pup.

The

The kid

The kid has

The kid has a cat.

THEMATIC WRITING CENTER ■ Phonics-Based and Fully Decodable

The Thematic Writing Center is phonics-based and entirely decodable. The bundle features 20 captivating themes, each with materials that can be used interchangeably. This flexibility enables you to introduce new content as needed without requiring direct instruction for the students. Pick and choose material as needed. View a detailed and comprehensive overview video for the thematic writing center themes [HERE](#).

Activity 1:




Students write and/or build the matching word.

Activity 2:



Students build and record sentences.

Activity 3:



Students listen to the oral prompts and draw & label.

Activity 4:



Students create a matching story for the images.

Activity 5:



Students cut, staple, glue, and color the booklet.

Activity 6:



Students label, match, and color the sheet.

Activity 7:



Students read, trace, build, and write sentences.

Activity 8:



Students label the words and colors the images.

Activity 9:



Students cut, glue, and color to label the words.

Activity 10:



Students label the word and write it 5 times.

Activity 11:




Students say the word, trace the word, and write it.


Activity 12:



Students use the image cards to label the sheet.




kitten



rabbit




fluff



fish


Pets



dish



bath




sniff



brush


Pets



kitten

Thematic Phonics-Based Writing Center


Pets



rabbit

Thematic Phonics-Based Writing Center

Pets



fish

Thematic Phonics-Based Writing Center


Pets



fluff

Thematic Phonics-Based Writing Center

Pets



dish

Thematic Phonics-Based Writing Center


Pets



bath

Thematic Phonics-Based Writing Center

Pets



sniff

Thematic Phonics-Based Writing Center

Pets



brush


Thematic Phonics-Based Writing Center

Pets



Thematic Phonics-Based Writing Center

Pets



Thematic Phonics-Based Writing Center

Pets




Thematic Phonics-Based Writing Center

Pets



Thematic Phonics-Based Writing Center

Pets




Thematic Phonics-Based Writing Center

Pets



Thematic Phonics-Based Writing Center

Pets




Thematic Phonics-Based Writing Center

Pets



Thematic Phonics-Based Writing Center




Pets

kitten

Thematic Phonics-Based Writing Center

Tara West - Little Minds at Work




Pets

rabbit

Thematic Phonics-Based Writing Center

Tara West - Little Minds at Work



Pets

fish

Thematic Phonics-Based Writing Center

Tara West - Little Minds at Work




Pets

fluff

Thematic Phonics-Based Writing Center

Tara West - Little Minds at Work



Pets

dish

Thematic Phonics-Based Writing Center

Tara West - Little Minds at Work




Pets

bath

Thematic Phonics-Based Writing Center

Tara West - Little Minds at Work



Pets

sniff

Thematic Phonics-Based Writing Center

Tara West - Little Minds at Work




Pets

brush

Thematic Phonics-Based Writing Center


Tara West - Little Minds at Work



Pets

Thematic Phonics-Based Writing Center


Tara West – Little Minds at Work



Pets

Thematic Phonics-Based Writing Center

Tara West – Little Minds at Work



Pets

Thematic Phonics-Based Writing Center


Tara West – Little Minds at Work



Pets

Thematic Phonics-Based Writing Center

Tara West – Little Minds at Work



Pets

Blank writing area for the first row.

Thematic Phonics-Based Writing Center

Tara West – Little Minds at Work




Pets

Blank writing area for the second row.

Thematic Phonics-Based Writing Center

Tara West – Little Minds at Work



Pets

Blank writing area for the third row.

Thematic Phonics-Based Writing Center

Tara West – Little Minds at Work




Pets

Blank writing area for the fourth row.

Thematic Phonics-Based Writing Center

Tara West – Little Minds at Work




Pets

Three horizontal lines for writing: a solid top line, a dashed middle line, and a solid bottom line.

Thematic Phonics-Based Writing Center

Tara West – Little Minds at Work




Pets

Three horizontal lines for writing: a solid top line, a dashed middle line, and a solid bottom line.

Thematic Phonics-Based Writing Center

Tara West – Little Minds at Work



Pets

Three horizontal lines for writing: a solid top line, a dashed middle line, and a solid bottom line.

Thematic Phonics-Based Writing Center

Tara West – Little Minds at Work




Pets

Three horizontal lines for writing: a solid top line, a dashed middle line, and a solid bottom line.

Thematic Phonics-Based Writing Center

Tara West – Little Minds at Work



Pets

Thematic Phonics-Based Writing Center


Tara West – Little Minds at Work



Pets

Thematic Phonics-Based Writing Center

Tara West – Little Minds at Work



Pets

Thematic Phonics-Based Writing Center

Tara West – Little Minds at Work





Pets

Thematic Phonics-Based Writing Center

Tara West – Little Minds at Work



Write a story about...





Thematic Phonics-Based Writing Center

Tara West – Little Minds at Work



Write a story about...



Thematic Phonics-Based Writing Center

Tara West – Little Minds at Work



Write a story about...



Thematic Phonics-Based Writing Center

Tara West – Little Minds at Work



Write a story about...





Thematic Phonics-Based Writing Center

Tara West - Little Minds at Work



Write a story about...




Thematic Phonics-Based Writing Center

Tara West - Little Minds at Work



Write a story about...



Thematic Phonics-Based Writing Center

Tara West - Little Minds at Work




Teacher Clip Art Guide




kitten



rabbit



fish




dish



bath



fluff



sniff



brush



Teacher-Led Story Starters

- Write a short story about a kitten.
- Write a sentence about a pet fish.
- Write this sentence: "I see the dish." Illustrate a matching picture and label the word.
- Write a sentence about giving your pet a bath.
- Write this sentence: "He can sniff." Illustrate a matching picture and label the word.
- Write this sentence: "I see the rabbit." Illustrate a matching picture and label the word.
- Write a short story about using a brush to fluff your pet.

Sentence



Writing Strings

Thematic Phonics-Based Writing Center

Tara West – Little Minds at Work

I see the

A large empty rectangular box with a black border, intended for writing a sentence.

Thematic Phonics-Based Writing Center

Tara West – Little Minds at Work


He can

A large empty rectangular box with a black border, intended for writing a sentence.

Thematic Phonics-Based Writing Center

Tara West – Little Minds at Work


That is the



Thematic Phonics-Based Writing Center

Tara West – Little Minds at Work


The pet has



Thematic Phonics-Based Writing Center

Tara West – Little Minds at Work






I see your




Thematic Phonics-Based Writing Center

Tara West – Little Minds at Work


Pets



Pets




kitten




rabbit



fluff




fish



dish



bath



sniff



brush

Pets



kitten

rabbit

fluff

fish

dish

bath

sniff

brush

Sentence



Writing Strings

Thematic Phonics-Based Writing Center

Tara West – Little Minds at Work

I see the

Thematic Phonics-Based Writing Center

Tara West – Little Minds at Work

He can

Thematic Phonics-Based Writing Center

Tara West – Little Minds at Work

That is the

Thematic Phonics-Based Writing Center

Tara West – Little Minds at Work

The pet has

Thematic Phonics-Based Writing Center

Tara West – Little Minds at Work

I see your

Thematic Phonics-Based Writing Center

Tara West – Little Minds at Work

Name:



Sentences

Directions: Write the skill-based sentence.

Blank writing line with a dashed midline for handwriting practice.

Blank writing line with a dashed midline for handwriting practice.

Blank writing line with a dashed midline for handwriting practice.

Blank writing line with a dashed midline for handwriting practice.

Blank writing line with a dashed midline for handwriting practice.

Blank writing line with a dashed midline for handwriting practice.

Blank writing line with a dashed midline for handwriting practice.


Blank writing line with a dashed midline for handwriting practice.


Name:





Label and
Color


Directions: Label and color.
























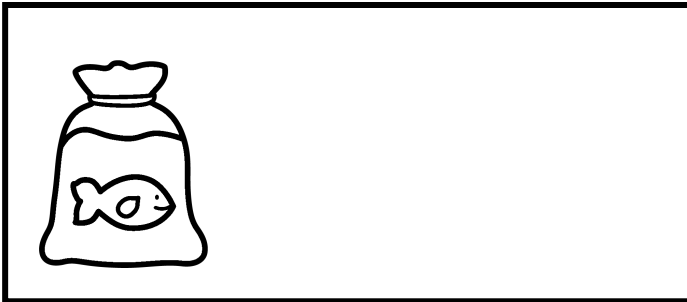



Name: _____



Cut, Color,
and Glue

Directions: Cut, color, and glue.



fish

kitten

fluff

sniff


brush

bath

rabbit


dish

Name:



**Pull, Illustrate,
and Label**

Directions: Pull, illustrate, label.



Name: _____



Say, Trace,
and Write it!

Directions: Say, trace, and write it.



kitten



fluff



fish



bath



dish



brush




rabbit




sniff

Name: _____



Label, Color,
and Write

Directions: Label, color, and write.



Label box with a dashed line for writing.

Blank label box with a dashed line for writing.

Blank label box with a dashed line for writing.

Blank label box with a dashed line for writing.




Label box with a dashed line for writing.

Blank label box with a dashed line for writing.

Blank label box with a dashed line for writing.

Blank label box with a dashed line for writing.


Name: _____



Label, Color,
and Write

Directions: Label, color, and write.






Name:



Label, Color,
and Write

Directions: Label, color, and write.


Blank writing box with a dashed line for handwriting practice.



Blank writing box with a dashed line for handwriting practice.

Blank writing box with a dashed line for handwriting practice.

Blank writing box with a dashed line for handwriting practice.



Blank writing box with a dashed line for handwriting practice.

Blank writing box with a dashed line for handwriting practice.

Blank writing box with a dashed line for handwriting practice.


Blank writing box with a dashed line for handwriting practice.

Name: _____



Label, Color,
and Write

Directions: Label, color, and write.




Label box with a dashed line for writing.

Blank writing box with a dashed line.

Blank writing box with a dashed line.

Blank writing box with a dashed line.



Label box with a dashed line for writing.

Blank writing box with a dashed line.

Blank writing box with a dashed line.





Blank writing box with a dashed line.





Name: _____











Label and Choose

Directions: Label, choose, and color.


	_____		_____	
	-----		-----	
	_____		_____	

	_____		_____	
	-----		-----	
	_____		_____	

	_____		_____	
	-----		-----	
	_____		_____	

	_____		_____	
	-----		-----	
	_____		_____	



Color, Label, and Write





Pets

Name:

Color, Label, and Write




Color, Label, and Write



Four sets of primary writing lines, each consisting of a solid top line, a dashed middle line, and a solid bottom line.


Color, Label, and Write



A large, empty rectangular box for coloring and labeling the scene.

Four sets of primary writing lines, each consisting of a solid top line, a dashed middle line, and a solid bottom line.


Color, Label, and Write



A large, empty rectangular box for coloring and labeling the illustration of the boy and the dog.

Four sets of primary writing lines, each consisting of a solid top line, a dashed middle line, and a solid bottom line, for practicing handwriting.


Color, Label, and Write



A large empty rectangular box for coloring the illustration of the boy and the dog.

Four sets of primary writing lines, each consisting of a solid top line, a dashed middle line, and a solid bottom line, for practicing handwriting.

Cut, Color,
and Label




Pets

Name:


Thematic Phonics-Based Writing Center

Tara West – Little Minds at Work


kitten




rabbit




fluff




fish




dish




bath




sniff









brush



Cut, Color,
and Label



Pets



Name:




Label,
Match, Color

Directions: Label, match, color.



Label It.



Match It.

- brush
- kitten
- fluff
- rabbit



Name: _____


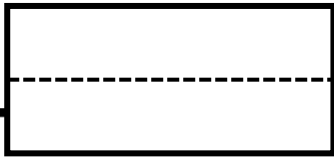



**Label,
Match, Color**

Directions: Label, match, color.




Label It.



Match It.

- **sniff**
- **fish**
- **dish**
- **bath**




Name: _____



Label, Write,
and Color

Directions: Label, write, and color.




I like to _____

Can you _____ it?


_____ your pup.

Name: _____



Label, Write,
and Color

Directions: Label, write, and color.



I like the _____

The _____ can play.


The _____ is big.

Name: _____



Label, Write,
and Color

Directions: Label, write, and color.




This is a

I fed your


The _____ can swim.

Name: _____



Label, Write,
and Color

Directions: Label, write, and color.



Look at the

Fill up the

Did the _____ spill?

Name: _____



Label, Write,
and Color

Directions: Label, write, and color.




got a bath.

I like the

Can you see

Name: _____



Label, Write,
and Color

Directions: Label, write, and color.




That is a _____

A pup has a _____


This _____ is hot.

Name: _____



Label, Write,
and Color

Directions: Label, write, and color.




I see the _____

The _____ is back.


That is the _____

Name: _____



Label, Write,
and Color

Directions: Label, write, and color.




I see a pup

He can


Did he _____ it?

Name: _____




Label, Write,
and Color

Directions: Label, write, and color.




Name: _____




Label, Write,
and Color

Directions: Label, write, and color.




Name: _____



Label, Write,
and Color


Directions: Label, write, and color.



Label box with a dashed line for writing.


Four sets of handwriting lines (top solid, middle dashed, bottom solid).

Name: _____




Label, Write,
and Color

Directions: Label, write, and color.



Name:




**Label, Write,
and Color**

Directions: Label, write, and color.

A rectangular box with a solid top and bottom border and a dashed horizontal line in the middle, intended for labeling the dog.A series of horizontal lines for handwriting practice, consisting of three sets of solid top and bottom lines with a dashed middle line.

Name: _____




Label, Write,
and Color

Directions: Label, write, and color.

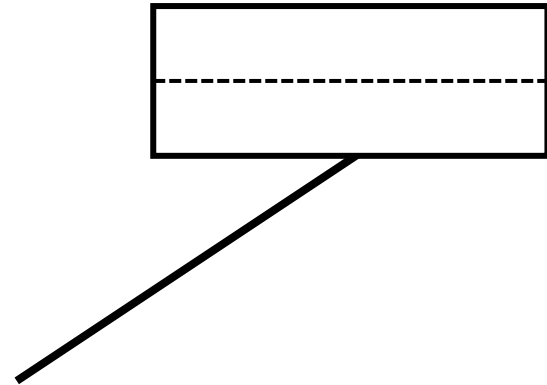



Name: _____




Label, Write,
and Color

Directions: Label, write, and color.




Three sets of handwriting lines, each consisting of a solid top line, a dashed middle line, and a solid bottom line.

Name: _____



Label, Write,
and Color

Directions: Label, write, and color.



Three sets of handwriting lines, each consisting of a solid top line, a dashed middle line, and a solid bottom line.



Name:



Read, Draw,
and Write

Directions: Read, draw, and write the sentence.

I like to brush.



Four sets of handwriting lines, each consisting of a solid top line, a dashed middle line, and a solid bottom line, for practicing writing the sentence.


Name:



Read, Draw,
and Write

Directions: Read, draw, and write the sentence.

The kitten will play.



Three sets of handwriting lines, each consisting of a solid top line, a dashed middle line, and a solid bottom line.

Name:



Read, Draw,
and Write

Directions: Read, draw, and write the sentence.

Fill up the red dish.



Four sets of handwriting lines, each consisting of a solid top line, a dashed middle line, and a solid bottom line.


Name:



Read, Draw,
and Write

Directions: Read, draw, and write the sentence.

It has a lot of fluff.



Three sets of handwriting lines, each consisting of a solid top line, a dashed middle line, and a solid bottom line.



Name:



Read, Draw,
and Write

Directions: Read, draw, and write the sentence.

The fish can swim.



Four sets of handwriting lines, each consisting of a solid top line, a dashed middle line, and a solid bottom line, for practicing writing the sentence.

Name: _____



Read, Trace,
Glue, Write

Directions: Read, trace, glue, and write the sentence.

Did a rabbit hop?

Did a rabbit hop?

hop

?

Did

a

rabbit

Name: _____



Read, Trace,
Glue, Write

Directions: Read, trace, glue, and write the sentence.

Here is his brush.

Here is his brush.

Blank rectangular box for writing the sentence.

Two sets of handwriting lines, each consisting of a solid top line, a dashed middle line, and a solid bottom line.

Here his . is brush

Name: _____



Read, Trace,
Glue, Write

Directions: Read, trace, glue, and write the sentence.

His kitten is black.

His kitten is black.

Blank writing area with two sets of handwriting lines (top solid, middle dashed, bottom solid).

. His black kitten is

Name: _____



Read, Trace,
Glue, Write

Directions: Read, trace, glue, and write the sentence.

Fill up the bath.

Fill up the bath.

bath

.

the

Fill

up

Name: _____



Read, Trace,
Glue, Write

Directions: Read, trace, glue, and write the sentence.

Your fish is slick.

Your fish is slick.

slick

.

is

Your

fish

Name:



Read and
Color

Directions: Read and illustrate a matching picture.

The

The pet

The pet had

The pet had a

The pet had a bath.

I

I can

I can see

I can see the

I can see the kitten.

Name: _____



Read and
Color

Directions: Read and illustrate a matching picture.

Look

Look at

Look at the

Look at the big

Look at the big rabbit.

Did

Did it

Did it spill

Did it spill its

Did it spill its dish?

Name:



Read and
Color

Directions: Read and illustrate a matching picture.

It

It has

It has lots

It has lots of

It has lots of fluff.

I

I can

I can get

I can get the

I can get the brush.

Name:



Read and
Color

Directions: Read and illustrate a matching picture.

This

This is

This is a

This is a big

This is a big fish.

Did

Did the

Did the dog

Did the dog sniff

Did the dog sniff you?

Name:



Read and
Color

Directions: Read and illustrate a matching picture.

The

The kitten

The kitten sat

The kitten sat on

The kitten sat on you.

I

I can

I can fill

I can fill the

I can fill the dish.

THEMATIC WRITING CENTER ■ Phonics-Based and Fully Decodable

The Thematic Writing Center is phonics-based and entirely decodable. The bundle features 20 captivating themes, each with materials that can be used interchangeably. This flexibility enables you to introduce new content as needed without requiring direct instruction for the students. Pick and choose material as needed. View a detailed and comprehensive overview video for the thematic writing center themes [HERE](#).

Activity 1:




Students write and/or build the matching word.

Activity 2:



Students build and record sentences.

Activity 3:



Students listen to the oral prompts and draw & label.

Activity 4:



Students create a matching story for the images.

Activity 5:



Students cut, staple, glue, and color the booklet.

Activity 6:



Students label, match, and color the sheet.

Activity 7:



Students read, trace, build, and write sentences.

Activity 8:



Students label the words and colors the images.

Activity 9:



Students cut, glue, and color to label the words.

Activity 10:



Students label the word and write it 5 times.

Activity 11:




Students say the word, trace the word, and write it.

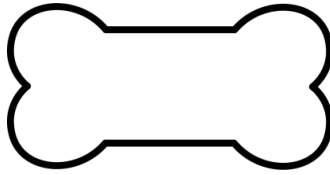
Activity 12:




Students use the image cards to label the sheet.



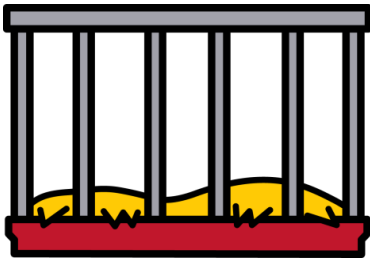
snake



bone




name



cage


Pets



scale



home




bite



hide

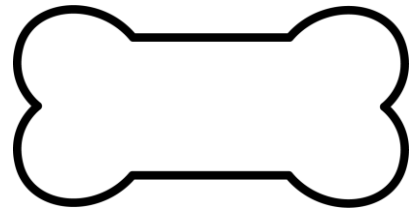
Pets



snake

Thematic Phonics-Based Writing Center

Pets



bone

Thematic Phonics-Based Writing Center


Pets



cage

Thematic Phonics-Based Writing Center


Pets



name

Thematic Phonics-Based Writing Center

Pets



scale

Thematic Phonics-Based Writing Center


Pets



home

Thematic Phonics-Based Writing Center

Pets



bite

Thematic Phonics-Based Writing Center


Pets



hide

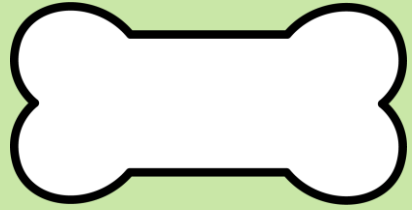
Thematic Phonics-Based Writing Center

Pets



Thematic Phonics-Based Writing Center

Pets




Thematic Phonics-Based Writing Center

Pets




Thematic Phonics-Based Writing Center

Pets



Thematic Phonics-Based Writing Center

Pets




Thematic Phonics-Based Writing Center

Pets



Thematic Phonics-Based Writing Center

Pets




Thematic Phonics-Based Writing Center

Pets



Thematic Phonics-Based Writing Center

Pets

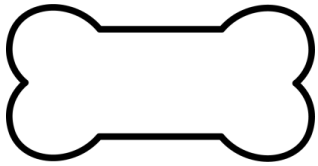


snake

Thematic Phonics-Based Writing Center

Tara West – Little Minds at Work

Pets

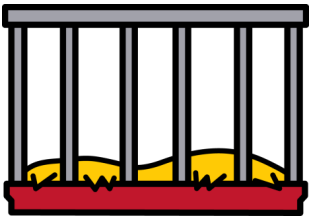


bone

Thematic Phonics-Based Writing Center

Tara West – Little Minds at Work

Pets




cage

Thematic Phonics-Based Writing Center

Tara West – Little Minds at Work

Pets

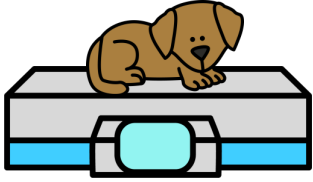


name

Thematic Phonics-Based Writing Center

Tara West – Little Minds at Work

Pets



scale

Thematic Phonics-Based Writing Center

Tara West - Little Minds at Work

Pets




home

Thematic Phonics-Based Writing Center

Tara West - Little Minds at Work

Pets



bite

Thematic Phonics-Based Writing Center

Tara West - Little Minds at Work


Pets



hide

Thematic Phonics-Based Writing Center

Tara West - Little Minds at Work

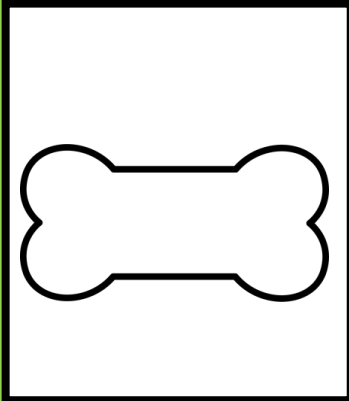


Pets

Blank writing area for the first section.

Thematic Phonics-Based Writing Center

Tara West – Little Minds at Work




Pets

Blank writing area for the second section.

Thematic Phonics-Based Writing Center

Tara West – Little Minds at Work




Pets

Blank writing area for the third section.

Thematic Phonics-Based Writing Center

Tara West – Little Minds at Work




Pets

Blank writing area for the fourth section.

Thematic Phonics-Based Writing Center

Tara West – Little Minds at Work



Pets

Thematic Phonics-Based Writing Center


Tara West – Little Minds at Work



Pets

Thematic Phonics-Based Writing Center

Tara West – Little Minds at Work



Pets

Thematic Phonics-Based Writing Center


Tara West – Little Minds at Work



Pets

Thematic Phonics-Based Writing Center

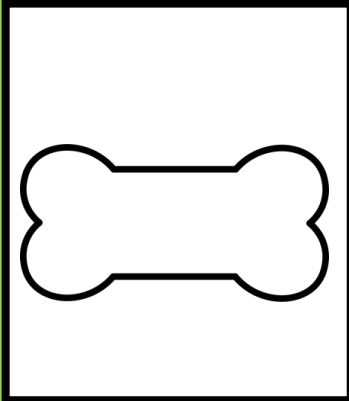
Tara West – Little Minds at Work



Pets

Thematic Phonics-Based Writing Center


Tara West – Little Minds at Work



Pets

Thematic Phonics-Based Writing Center


Tara West – Little Minds at Work



Pets

Thematic Phonics-Based Writing Center


Tara West – Little Minds at Work



Pets

Thematic Phonics-Based Writing Center

Tara West – Little Minds at Work



Pets

Thematic Phonics-Based Writing Center


Tara West - Little Minds at Work



Pets

Thematic Phonics-Based Writing Center

Tara West - Little Minds at Work



Pets

Thematic Phonics-Based Writing Center

Tara West - Little Minds at Work




Pets

Thematic Phonics-Based Writing Center

Tara West - Little Minds at Work



Write a story about...

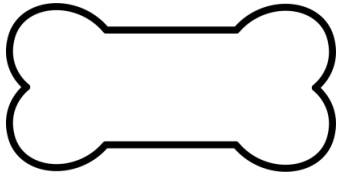


Thematic Phonics-Based Writing Center

Tara West – Little Minds at Work



Write a story about...




Thematic Phonics-Based Writing Center

Tara West – Little Minds at Work



Write a story about...

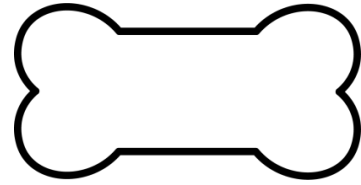
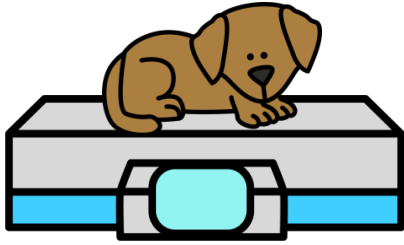


Thematic Phonics-Based Writing Center

Tara West – Little Minds at Work



Write a story about...




Thematic Phonics-Based Writing Center

Tara West – Little Minds at Work



Write a story about...



Thematic Phonics-Based Writing Center

Tara West – Little Minds at Work



Write a story about...




Thematic Phonics-Based Writing Center

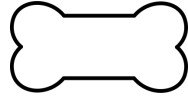
Tara West – Little Minds at Work



Teacher Clip Art Guide




snake



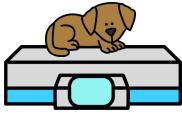
bone



cage



name



scale



home



bite



hide



Teacher-Led Story Starters

- Write a short story about a pet in a cage.
- Write a sentence about a snake.
- Write this sentence: "It has a white bone." Illustrate a matching picture and label the word.
- Write a sentence about using a scale to weigh a pet.
- Write this sentence: "Did it bite?" Illustrate a matching picture and label the words.
- Write this sentence: "Did it hide in your home?" Illustrate a matching picture and label the words.
- Write this sentence: "I see her name."

Sentence



Writing Strings

Thematic Phonics-Based Writing Center

Tara West – Little Minds at Work

I see the

Thematic Phonics-Based Writing Center


Tara West – Little Minds at Work

I have a

Thematic Phonics-Based Writing Center

Tara West – Little Minds at Work


That is a



Thematic Phonics-Based Writing Center

Tara West – Little Minds at Work


Did it



Thematic Phonics-Based Writing Center

Tara West – Little Minds at Work



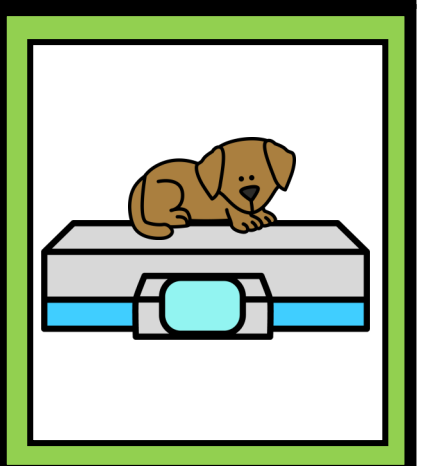


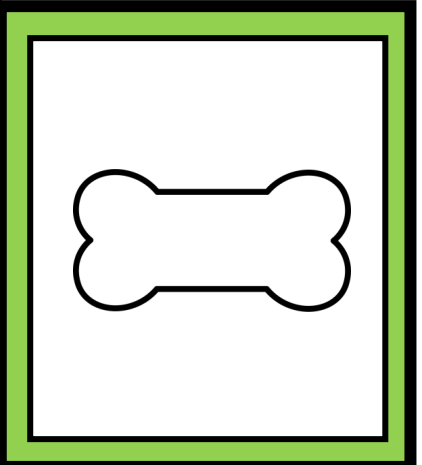

I like the




Thematic Phonics-Based Writing Center

Tara West – Little Minds at Work

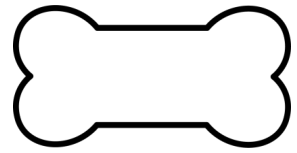
Pets



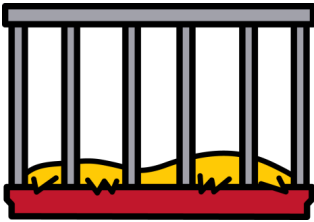
Pets




snake




bone



cage




name



scale



home



bite



hide

Pets



snake

bone

cage

name

scale

home

bite

hide

Sentence



Writing Strings

Thematic Phonics-Based Writing Center

Tara West – Little Minds at Work

I see the

Thematic Phonics-Based Writing Center

Tara West – Little Minds at Work

I have a

Thematic Phonics-Based Writing Center

Tara West – Little Minds at Work

That is a

Thematic Phonics-Based Writing Center

Tara West – Little Minds at Work

Did it

Thematic Phonics-Based Writing Center

Tara West – Little Minds at Work

I like the

Thematic Phonics-Based Writing Center

Tara West – Little Minds at Work

Name:



Sentences

Directions: Write the skill-based sentence.

Blank writing line with a dashed midline.

Blank writing line with a dashed midline.

Blank writing line with a dashed midline.

Blank writing line with a dashed midline.

Blank writing line with a dashed midline.

Blank writing line with a dashed midline.

Blank writing line with a dashed midline.


Blank writing line with a dashed midline.


Name:

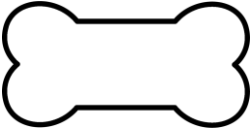



Label and Color


Directions: Label and color.


















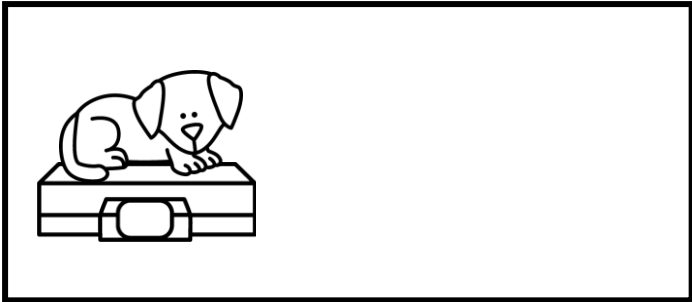


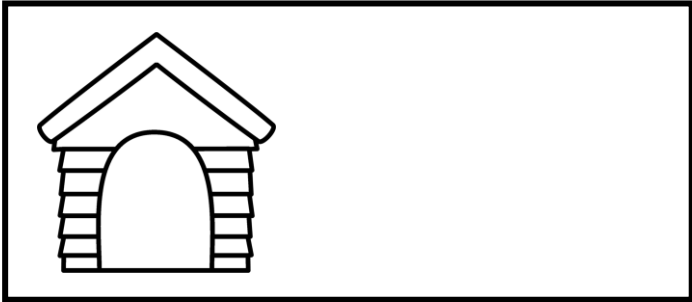
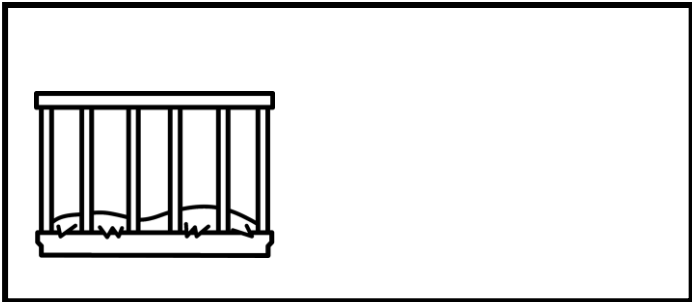

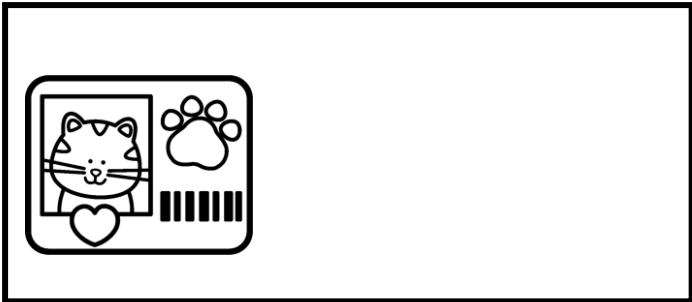



Name: _____



Cut, Color,
and Glue

Directions: Cut, color, and glue.



bone

scale

cage

bite

home

snake

name


hide

Name:



**Pull, Illustrate,
and Label**

Directions: Pull, illustrate, label.



Name:




Say, Trace,
and Write it!

Directions: Say, trace, and write it.



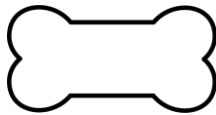
snake

Blank writing lines for the word 'snake'.



name

Blank writing lines for the word 'name'.




bone

Blank writing lines for the word 'bone'.



cage

Blank writing lines for the word 'cage'.



bite

Blank writing lines for the word 'bite'.



home

Blank writing lines for the word 'home'.



scale


Blank writing lines for the word 'scale'.



hide


Blank writing lines for the word 'hide'.

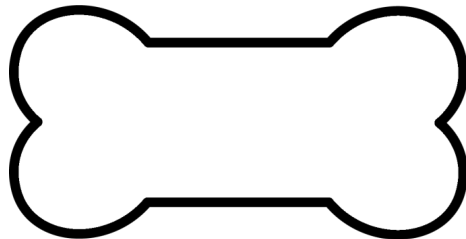
Name: _____



Label, Color,
and Write

Directions: Label, color, and write.



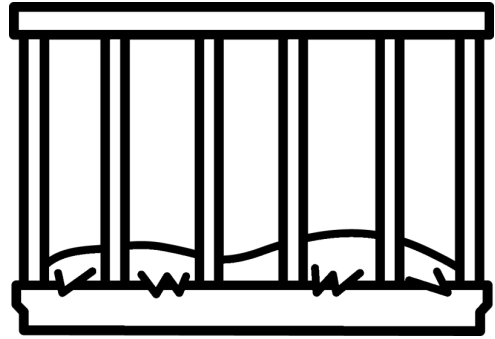
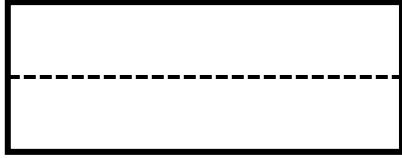



Name: _____



Label, Color,
and Write

Directions: Label, color, and write.






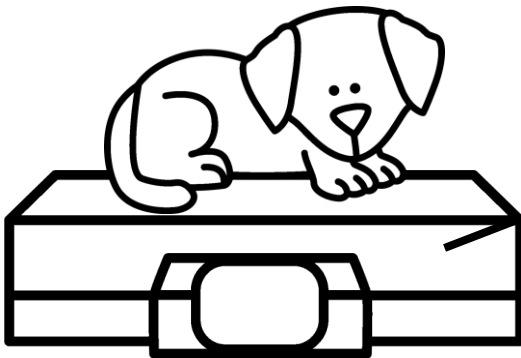
Name: _____



Label, Color,
and Write

Directions: Label, color, and write.



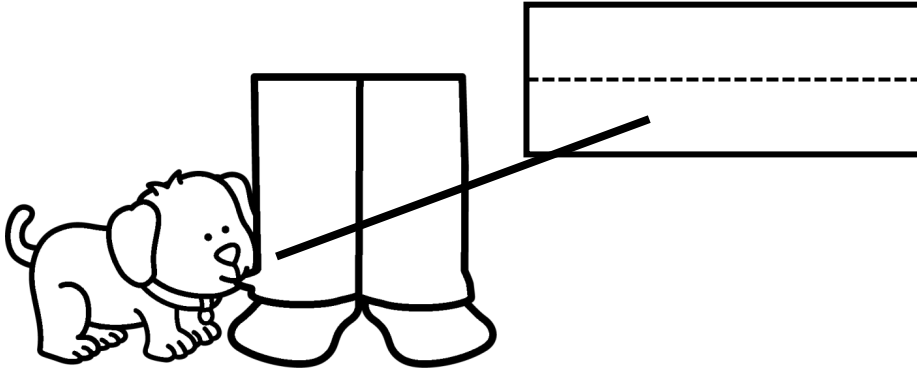


Name: _____



Label, Color,
and Write

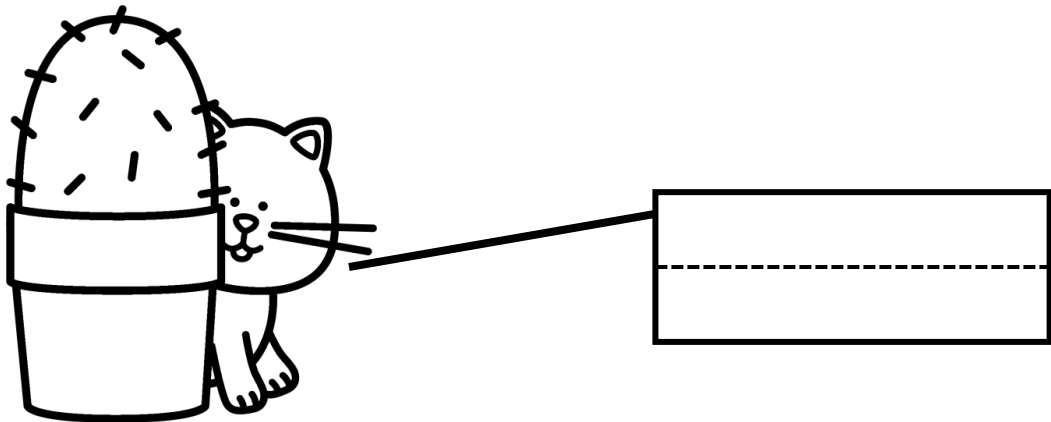
Directions: Label, color, and write.



Blank writing box with a dashed line for handwriting practice.

Blank writing box with a dashed line for handwriting practice.

Blank writing box with a dashed line for handwriting practice.



Blank writing box with a dashed line for handwriting practice.

Blank writing box with a dashed line for handwriting practice.


Blank writing box with a dashed line for handwriting practice.


Name:






**Label and
Choose**


Directions: Label, choose, and color.

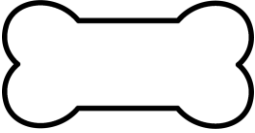
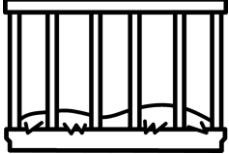
_____  _____


_____  _____


 



_____  _____


_____  _____


 



_____  _____

_____  _____


 

_____  _____

_____  _____

Color, Label, and Write




Pets

Name:


Color, Label, and Write

A large empty rectangular box for drawing or coloring.




Three horizontal lines for writing: a solid top line, a dashed middle line, and a solid bottom line.

Color, Label, and Write



Two sets of handwriting practice lines. Each set consists of a solid top line, a dashed middle line, and a solid bottom line. The first set is positioned directly below the boy and dog illustration, and the second set is positioned further down the page.


Color, Label, and Write



A large empty rectangular box for coloring and labeling.

Four sets of handwriting lines, each consisting of a solid top line, a dashed middle line, and a solid bottom line.

Color, Label, and Write



A large empty rectangular box for coloring and labeling the illustration.

Four sets of primary writing lines, each consisting of a solid top line, a dashed middle line, and a solid bottom line.


Color, Label, and Write



A large empty rectangular box for coloring the illustration of the boy and the dog.

Four sets of primary writing lines, each consisting of a solid top line, a dashed middle line, and a solid bottom line, for practicing handwriting.

Cut, Color,
and Label




Pets

Name:


Thematic Phonics-Based Writing Center

Tara West – Little Minds at Work


name




snake




bone




cage




scale




home




bite



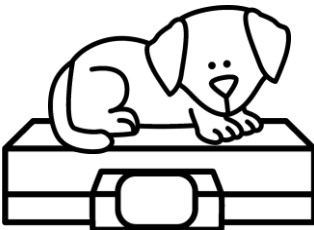


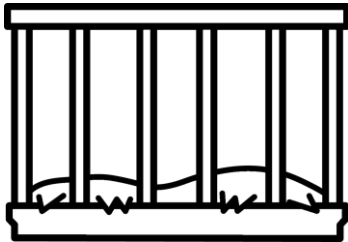
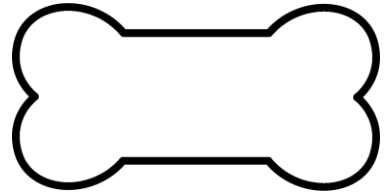


hide



Cut, Color,
and Label



Pets



Name: _____

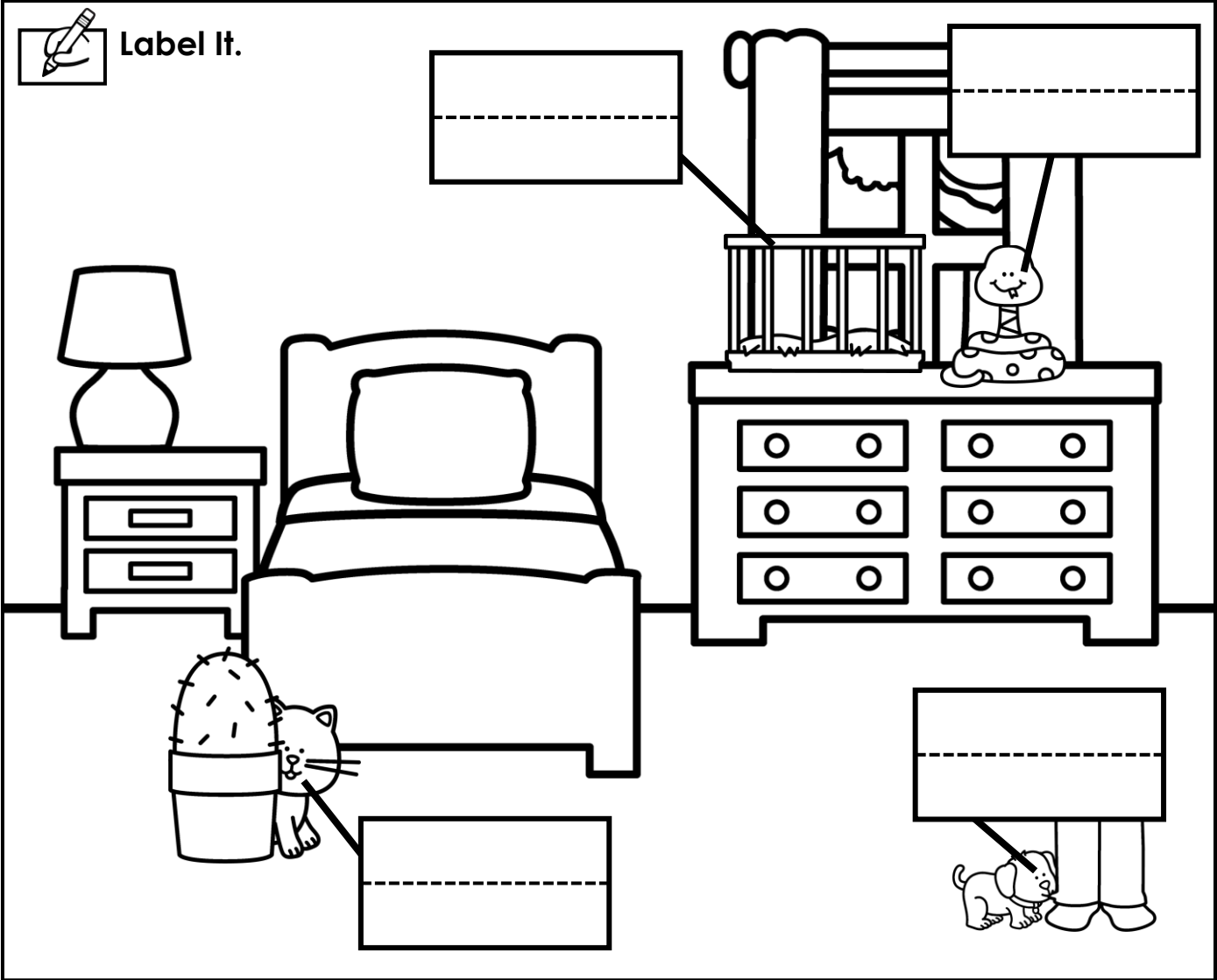


**Label,
Match, Color**

Directions: Label, match, color.


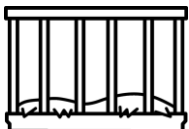


Label It.



Match It.

- **hide**
- **cage**
- **bite**
- **snake**



Name:

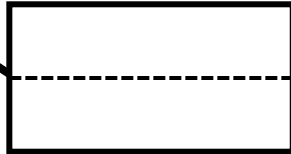




Label,
Match, Color

Directions: Label, match, color.




Label It.




Match It.

- home
- scale
- bone
- name

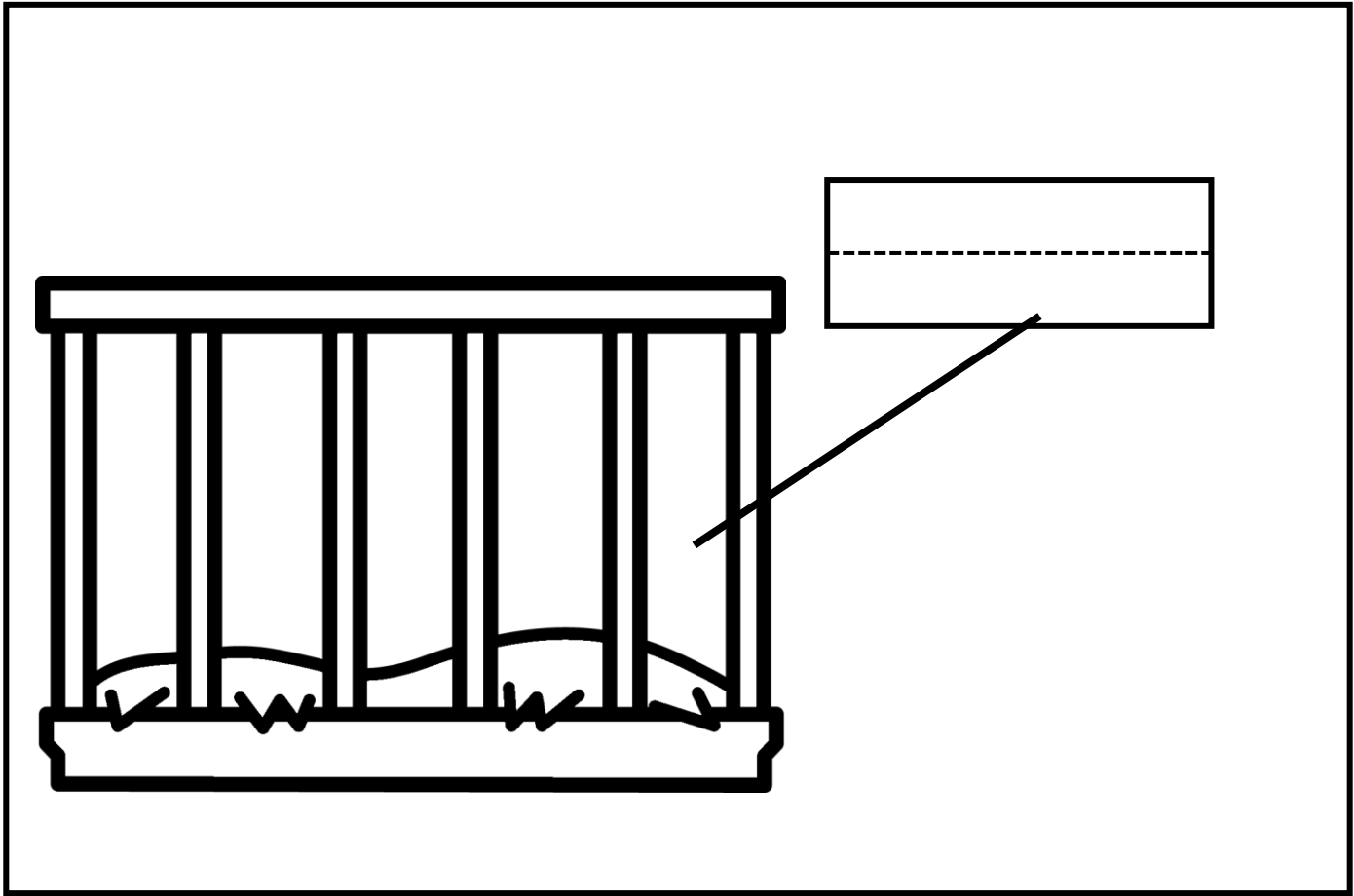


Name: _____



Label, Write,
and Color

Directions: Label, write, and color.



I see the

The _____ is big.


Shut its

Name: _____



Label, Write,
and Color

Directions: Label, write, and color.



That is his _____

His _____ is red.

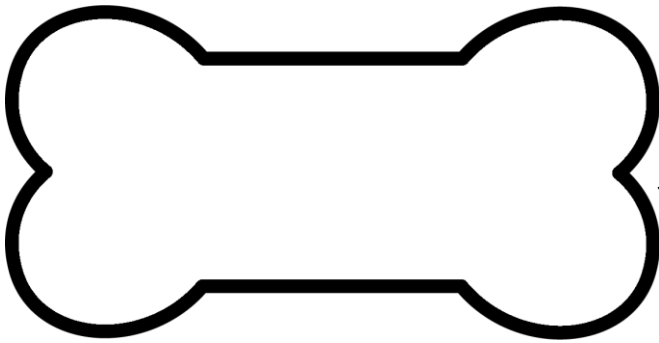
I see his _____

Name: _____



Label, Write,
and Color

Directions: Label, write, and color.



Look at the

The _____ is big.


It hid its

Name: _____

Directions: Label, write, and color.



Label, Write,
and Color



What is your

I like your


Her _____ is Sam.

Name: _____

Directions: Label, write, and color.



Label, Write,
and Color



This is my _____

I have a pet _____

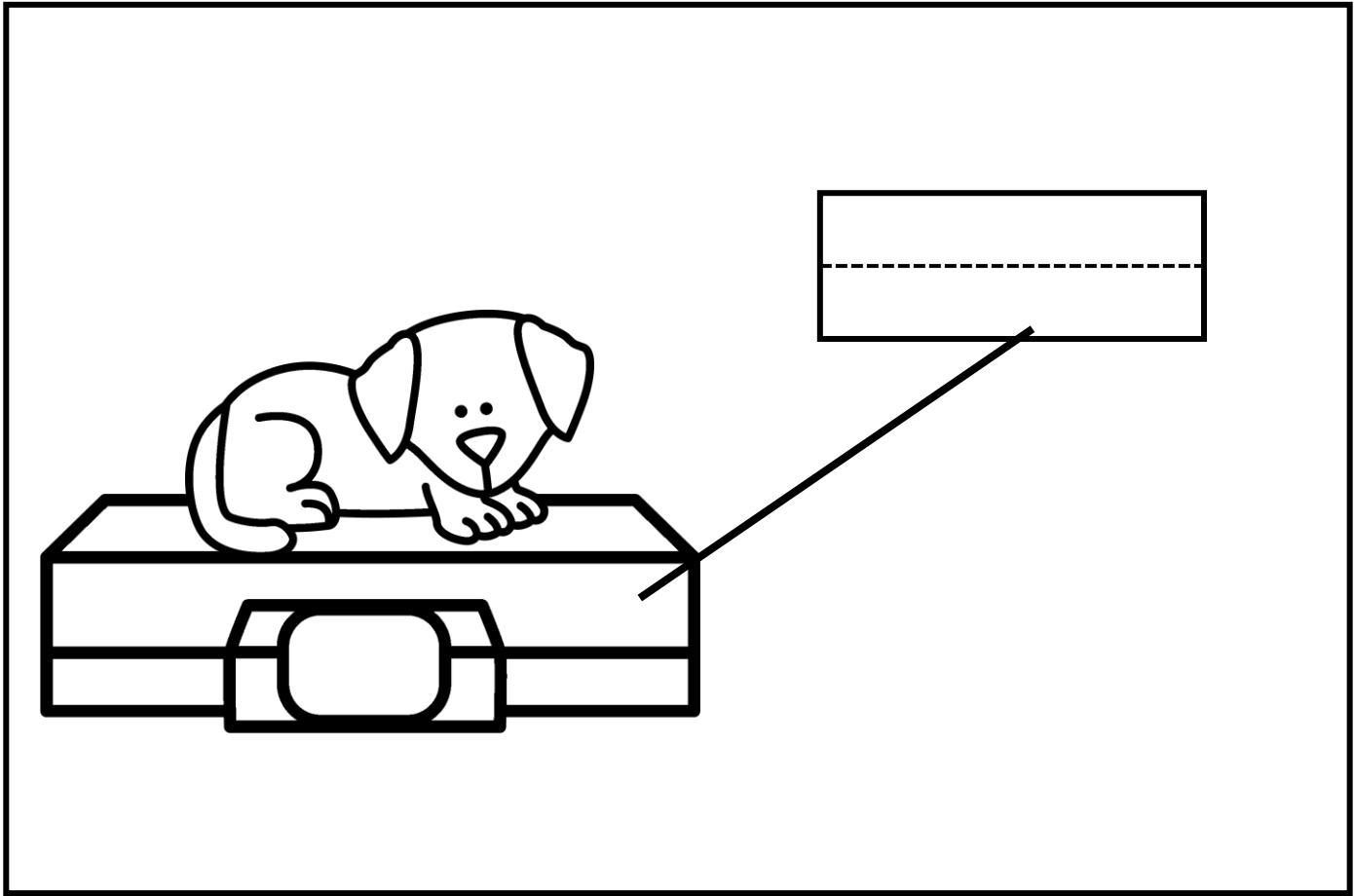
My _____ is nice.

Name: _____



Label, Write,
and Color

Directions: Label, write, and color.



I see the _____

The _____ is big.

It sat on a _____

Name: _____



Label, Write,
and Color

Directions: Label, write, and color.



Did you

We will _____ here.


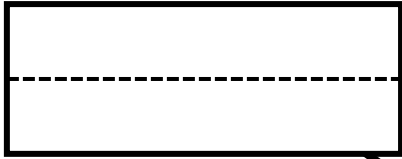
_____ by the pot.

Name: _____

Directions: Label, write, and color.



Label, Write,
and Color




Did the pup

Look at him

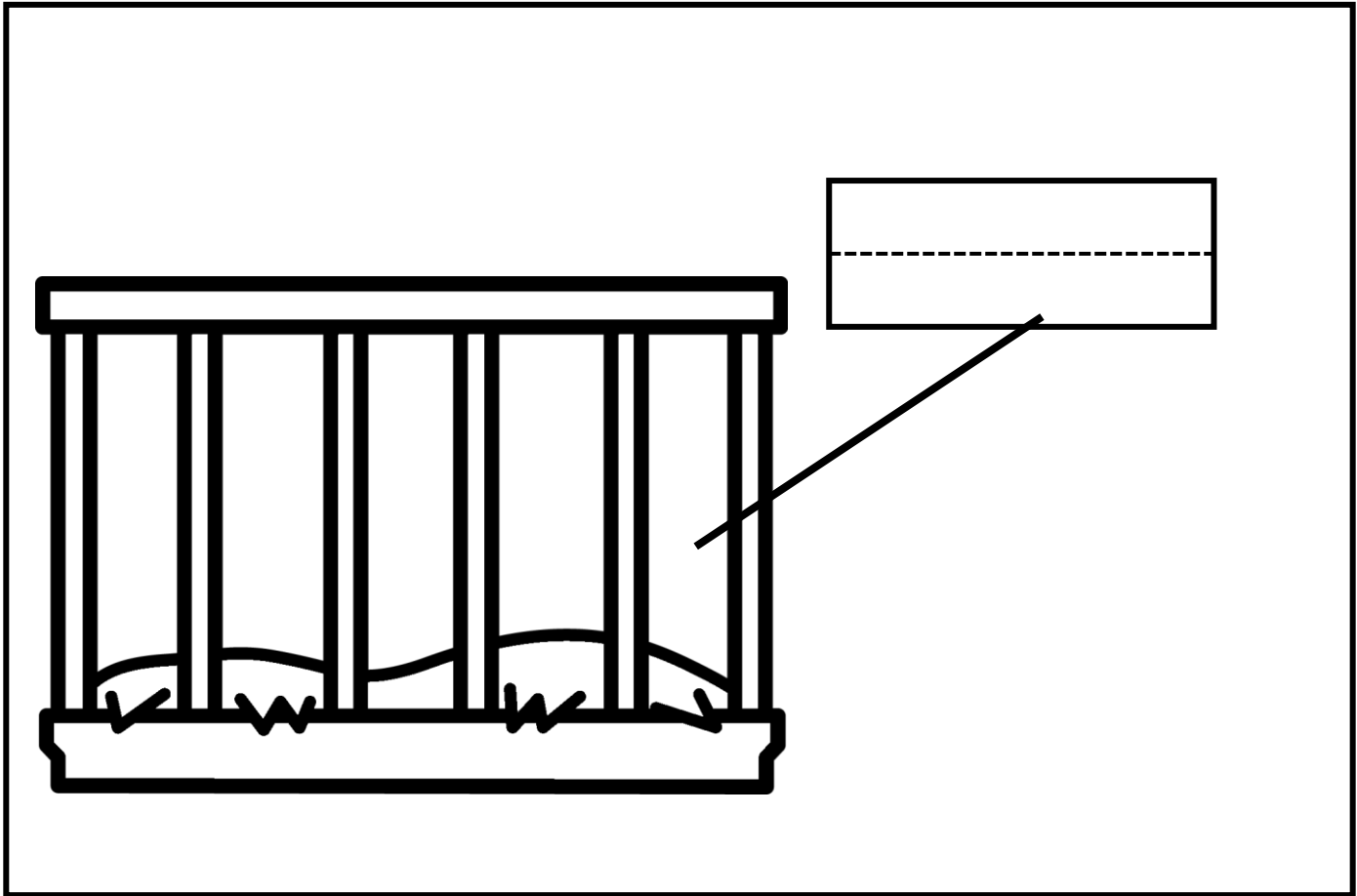
The pup will

Name: _____



Label, Write,
and Color

Directions: Label, write, and color.




Four sets of handwriting lines, each consisting of a solid top line, a dashed middle line, and a solid bottom line.

Name: _____




Label, Write,
and Color

Directions: Label, write, and color.




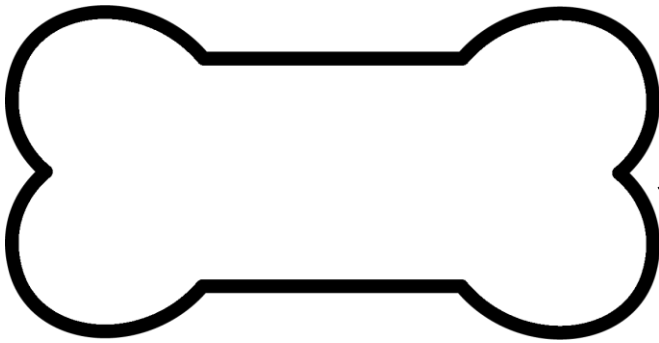
Three sets of handwriting lines, each consisting of a solid top line, a dashed middle line, and a solid bottom line.

Name:



**Label, Write,
and Color**

Directions: Label, write, and color.




Three sets of horizontal writing lines, each consisting of a solid top line, a dashed middle line, and a solid bottom line, for practicing handwriting.

Name: _____



Label, Write,
and Color

Directions: Label, write, and color.

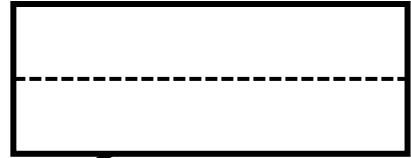



Name: _____




Label, Write,
and Color

Directions: Label, write, and color.



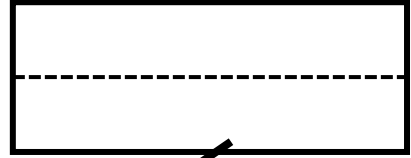
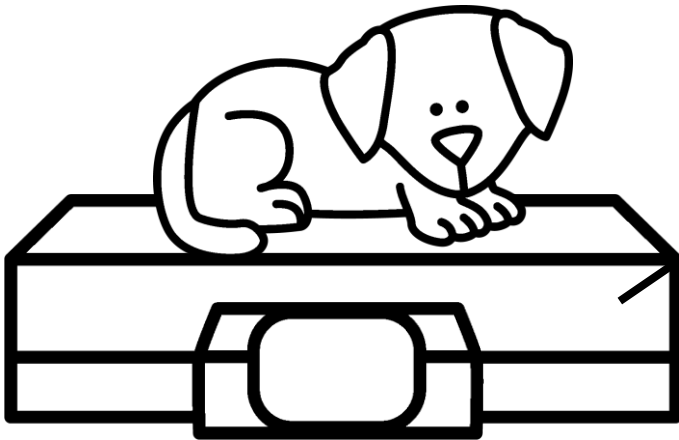
Three sets of handwriting practice lines, each consisting of a solid top line, a dashed middle line, and a solid bottom line.

Name: _____



Label, Write,
and Color

Directions: Label, write, and color.



Three sets of handwriting practice lines, each consisting of a solid top line, a dashed middle line, and a solid bottom line.

Name: _____




Label, Write,
and Color

Directions: Label, write, and color.




Name: _____



Label, Write,
and Color

Directions: Label, write, and color.




Name:

Directions: Read, draw, and write the sentence.



Read, Draw,
and Write

I will grab a bone.



Four sets of handwriting lines, each consisting of a solid top line, a dashed middle line, and a solid bottom line, for practicing writing the sentence.



Name:

Directions: Read, draw, and write the sentence.



Read, Draw,
and Write

Look at the scale.



Three sets of handwriting lines, each consisting of a solid top line, a dashed middle line, and a solid bottom line.


Name:

Directions: Read, draw, and write the sentence.



Read, Draw,
and Write

What is your name?




Name:



Read, Draw,
and Write

Directions: Read, draw, and write the sentence.

I have a nice home.



Three sets of handwriting lines, each consisting of a solid top line, a dashed middle line, and a solid bottom line.


Name:



Read, Draw,
and Write

Directions: Read, draw, and write the sentence.

I like your pet snake.

A large, empty rectangular box with a solid black border, intended for a child to draw a picture related to the sentence above.A series of horizontal lines for handwriting practice. Each set consists of a solid top line, a dashed middle line, and a solid bottom line. There are three such sets of lines provided.

Name:



Read, Trace,
Glue, Write

Directions: Read, trace, glue, and write the sentence.

His name is Mike.

His name is Mike.

Blank rectangular box for writing the sentence.

Two sets of handwriting lines, each consisting of a solid top line, a dashed middle line, and a solid bottom line.

name is His . Mike

Name: _____



Read, Trace,
Glue, Write

Directions: Read, trace, glue, and write the sentence.

That is a scale.

That is a scale.

Blank space for writing the sentence.

Blank handwriting lines for practice.

scale is a That .

Name: _____



Read, Trace,
Glue, Write

Directions: Read, trace, glue, and write the sentence.

I see the cage.

I see the cage.

the

cage

I

.

see

Name: _____



Read, Trace,
Glue, Write

Directions: Read, trace, glue, and write the sentence.

Do not bite him.

Do not bite him.

Do

not

.

bite

him

Name: _____



Read, Trace,
Glue, Write

Directions: Read, trace, glue, and write the sentence.

Did the cat hide?

Did the cat hide?

hide

the

Did

?

cat

Name:



Read and
Color

Directions: Read and illustrate a matching picture.

I

I will

I will grab

I will grab the

I will grab the scale.

I

I can

I can see

I can see his

I can see his home.

Name: _____



Read and
Color

Directions: Read and illustrate a matching picture.

That

That snake

That snake did

That snake did not

That snake did not hiss.

Can

Can you

Can you close

Can you close the

Can you close the cage?

Name:



Read and
Color

Directions: Read and illustrate a matching picture.

Did

Did your

Did your pet

Did your pet bite

Did your pet bite it?

The

The little

The little pet

The little pet will

The little pet will hide.

Name:



Read and
Color

Directions: Read and illustrate a matching picture.

What

What did

What did you

What did you name

What did you name her?

I

I love

I love my

I love my little

I love my little pet.

Name:



**Read and
Color**

Directions: Read and illustrate a matching picture.

My

My dog

My dog hid

My dog hid his

My dog hid his bone.

She

She gave

She gave him

She gave him a

She gave him a name.

THEMATIC WRITING CENTER ■ Phonics-Based and Fully Decodable

The Thematic Writing Center is phonics-based and entirely decodable. The bundle features 20 captivating themes, each with materials that can be used interchangeably. This flexibility enables you to introduce new content as needed without requiring direct instruction for the students. Pick and choose material as needed. View a detailed and comprehensive overview video for the thematic writing center themes [HERE](#).

Activity 1:



Students write and/or build the matching word.

Activity 2:



Students build and record sentences.

Activity 3:



Students listen to the oral prompts and draw & label.

Activity 4:



Students create a matching story for the images.

Activity 5:



Students cut, staple, glue, and color the booklet.

Activity 6:



Students label, match, and color the sheet.

Activity 7:



Students read, trace, build, and write sentences.

Activity 8:




Students label the words and colors the images.

Activity 9:



Students cut, glue, and color to label the words.

Activity 10:



Students label the word and write it 5 times.

Activity 11:




Students say the word, trace the word, and write it.


Activity 12:




Students use the image cards to label the sheet.




hamster



bird




turtle




yarn


Pets




ball



bark




purr



collar


Pets



hamster

Thematic Phonics-Based Writing Center


Pets



bird

Thematic Phonics-Based Writing Center


Pets



yarn

Thematic Phonics-Based Writing Center

Pets



turtle

Thematic Phonics-Based Writing Center

Pets



ball

Thematic Phonics-Based Writing Center


Pets



bark

Thematic Phonics-Based Writing Center


Pets



purr

Thematic Phonics-Based Writing Center


Pets



collar


Thematic Phonics-Based Writing Center

Pets




Thematic Phonics-Based Writing Center

Pets



Thematic Phonics-Based Writing Center

Pets




Thematic Phonics-Based Writing Center

Pets



Thematic Phonics-Based Writing Center

Pets




Thematic Phonics-Based Writing Center

Pets




Thematic Phonics-Based Writing Center

Pets




Thematic Phonics-Based Writing Center

Pets



Thematic Phonics-Based Writing Center




Pets

hamster

Thematic Phonics-Based Writing Center

Tara West – Little Minds at Work




Pets

bird

Thematic Phonics-Based Writing Center

Tara West – Little Minds at Work




Pets

yarn

Thematic Phonics-Based Writing Center

Tara West – Little Minds at Work




Pets

turtle

Thematic Phonics-Based Writing Center

Tara West – Little Minds at Work




Pets

ball

Thematic Phonics-Based Writing Center

Tara West - Little Minds at Work




Pets

bark

Thematic Phonics-Based Writing Center

Tara West - Little Minds at Work




Pets

purr

Thematic Phonics-Based Writing Center

Tara West - Little Minds at Work




Pets

collar

Thematic Phonics-Based Writing Center


Tara West - Little Minds at Work



Pets

Thematic Phonics-Based Writing Center


Tara West – Little Minds at Work



Pets

Thematic Phonics-Based Writing Center


Tara West – Little Minds at Work



Pets

Thematic Phonics-Based Writing Center


Tara West – Little Minds at Work



Pets

Thematic Phonics-Based Writing Center

Tara West – Little Minds at Work




Pets

Blank writing area for the first row.

Thematic Phonics-Based Writing Center

Tara West – Little Minds at Work




Pets

Blank writing area for the second row.

Thematic Phonics-Based Writing Center

Tara West – Little Minds at Work




Pets

Blank writing area for the third row.

Thematic Phonics-Based Writing Center

Tara West – Little Minds at Work




Pets

Blank writing area for the fourth row.

Thematic Phonics-Based Writing Center

Tara West – Little Minds at Work




Pets

Three horizontal lines for handwriting practice: a solid top line, a dashed middle line, and a solid bottom line.

Thematic Phonics-Based Writing Center

Tara West – Little Minds at Work




Pets

Three horizontal lines for handwriting practice: a solid top line, a dashed middle line, and a solid bottom line.

Thematic Phonics-Based Writing Center

Tara West – Little Minds at Work




Pets

Three horizontal lines for handwriting practice: a solid top line, a dashed middle line, and a solid bottom line.

Thematic Phonics-Based Writing Center

Tara West – Little Minds at Work




Pets

Three horizontal lines for handwriting practice: a solid top line, a dashed middle line, and a solid bottom line.

Thematic Phonics-Based Writing Center


Tara West – Little Minds at Work



Pets

Thematic Phonics-Based Writing Center


Tara West – Little Minds at Work



Pets

Thematic Phonics-Based Writing Center


Tara West – Little Minds at Work



Pets

Thematic Phonics-Based Writing Center

Tara West – Little Minds at Work





Pets

Thematic Phonics-Based Writing Center

Tara West – Little Minds at Work



Write a story about...





Thematic Phonics-Based Writing Center

Tara West – Little Minds at Work



Write a story about...





Thematic Phonics-Based Writing Center

Tara West – Little Minds at Work



Write a story about...





Thematic Phonics-Based Writing Center

Tara West – Little Minds at Work



Write a story about...





Thematic Phonics-Based Writing Center

Tara West - Little Minds at Work



Write a story about...




Thematic Phonics-Based Writing Center

Tara West - Little Minds at Work



Write a story about...




Thematic Phonics-Based Writing Center


Tara West - Little Minds at Work



Teacher Clip Art Guide



hamster



bird




turtle




yarn



ball



bark



purr



collar



Teacher-Led Story Starters

- Write a short story about a hamster and a turtle.
- Write a sentence about a bird.
- Write this sentence: "I can get the ball." Illustrate a matching picture and label the word.
- Write a sentence about a dog who barks.
- Write this sentence: "Did you hear the cat purr?" Illustrate a matching picture and label the word.
- Write this sentence: "I can get the collar." Illustrate a matching picture and label the words.
- Write this sentence: "That ball of yarn is big."

Sentence



Writing Strings

Thematic Phonics-Based Writing Center

Tara West – Little Minds at Work

I see the

Thematic Phonics-Based Writing Center


Tara West – Little Minds at Work

I want a

Thematic Phonics-Based Writing Center

Tara West – Little Minds at Work


I have a



Thematic Phonics-Based Writing Center

Tara West – Little Minds at Work


My pet will



Thematic Phonics-Based Writing Center

Tara West – Little Minds at Work









There is a




Thematic Phonics-Based Writing Center

Tara West – Little Minds at Work


Pets



Pets




hamster




bird




turtle




yarn




ball



bark



purr



collar

Pets



hamster

bird

turtle

yarn

ball

bark

purr

collar

Sentence



Writing Strings

Thematic Phonics-Based Writing Center

Tara West – Little Minds at Work

I see the

Thematic Phonics-Based Writing Center

Tara West – Little Minds at Work

I want a

Thematic Phonics-Based Writing Center

Tara West – Little Minds at Work

I have a

Thematic Phonics-Based Writing Center

Tara West – Little Minds at Work

My pet will

Thematic Phonics-Based Writing Center

Tara West – Little Minds at Work

There is a

Thematic Phonics-Based Writing Center

Tara West – Little Minds at Work

Name:



Sentences

Directions: Write the skill-based sentence.

Blank writing line with a dashed midline.

Blank writing line with a dashed midline.

Blank writing line with a dashed midline.

Blank writing line with a dashed midline.

Blank writing line with a dashed midline.

Blank writing line with a dashed midline.

Blank writing line with a dashed midline.


Blank writing line with a dashed midline.


Name:





Label and
Color


Directions: Label and color.







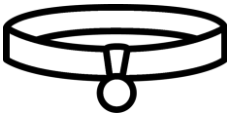













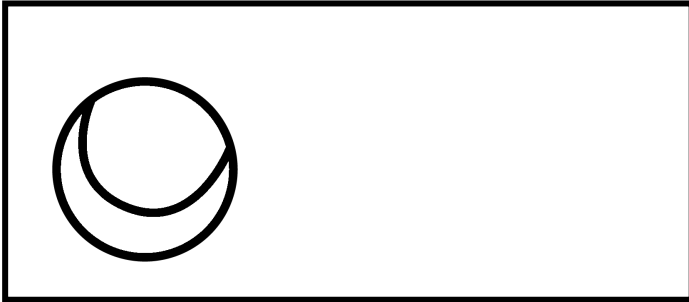

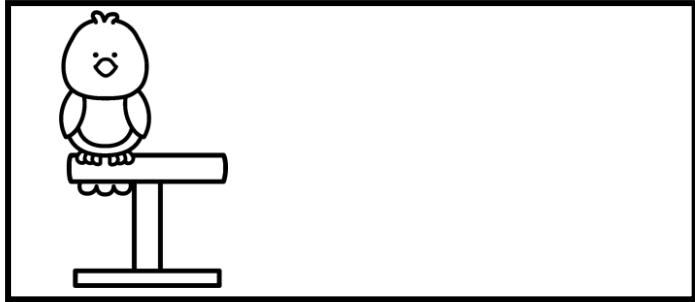



Name: _____



Cut, Color,
and Glue

Directions: Cut, color, and glue.



yarn

bird

hamster

ball


purr

bark

collar


turtle

Name:



**Pull, Illustrate,
and Label**

Directions: Pull, illustrate, label.




Name: _____




Say, Trace,
and Write it!

Directions: Say, trace, and write it.




hamster



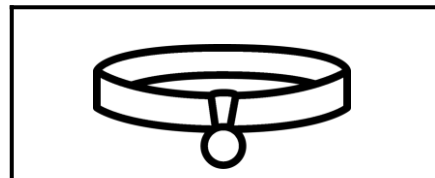
bird



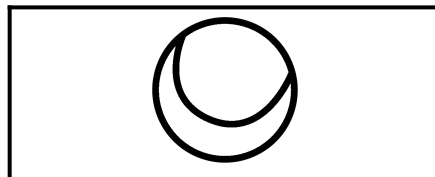
yarn




turtle




collar



ball



bark



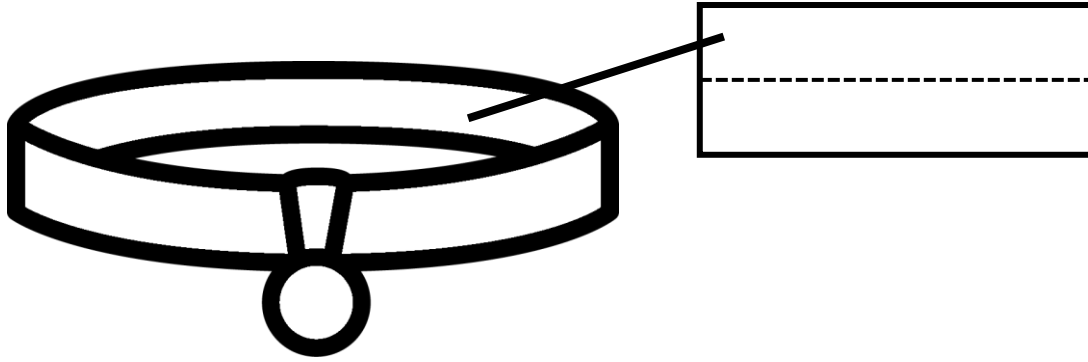
purr

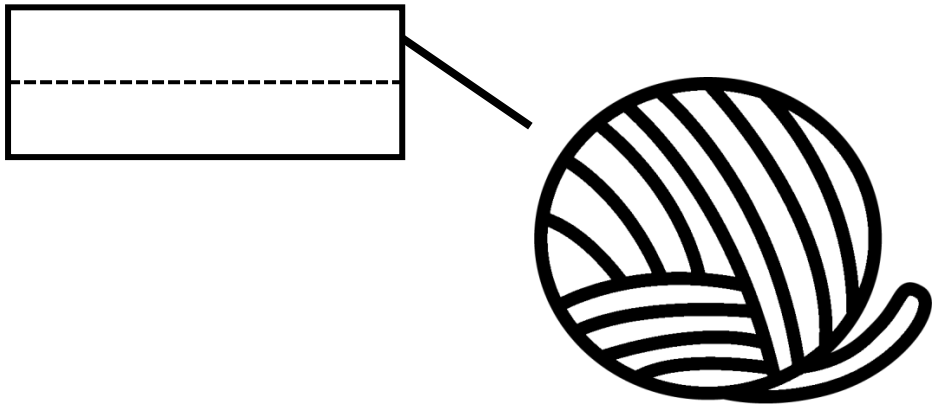
Name: _____



Label, Color,
and Write

Directions: Label, color, and write.







Name: _____



Label, Color,
and Write

Directions: Label, color, and write.







Name: _____



Label, Color,
and Write

Directions: Label, color, and write.







Name: _____



Label, Color,
and Write

Directions: Label, color, and write.













Name: _____

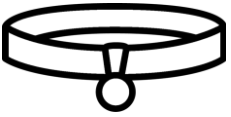









Label and Choose

Directions: Label, choose, and color.


	_____		_____	
	-----		-----	
	_____		_____	

	_____		_____	
	-----		-----	
	_____		_____	

	_____		_____	
	-----		-----	
	_____		_____	

	_____		_____	
	-----		-----	
	_____		_____	


Writing Journal



Pets


Name: _____

Journal



Journal writing lines consisting of solid top and bottom lines with a dashed middle line for each row.

Journal




Journal writing area with multiple sets of primary-ruled lines (top solid, middle dashed, bottom solid).



Journal

Journal writing area with ten sets of primary-ruled lines. Each set consists of a solid top line, a dashed middle line, and a solid bottom line.

Cut, Color,
and Label




Pets

Name:


Thematic Phonics-Based Writing Center

Tara West – Little Minds at Work


bird



turtle



hamster




yarn




collar




bark




purr






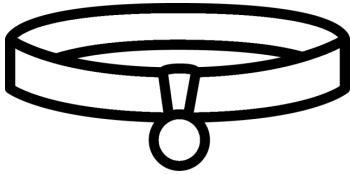


ball



Cut, Color,
and Label



Pets



Name: _____

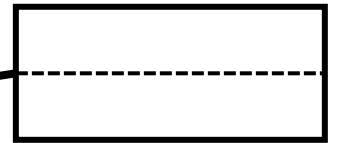
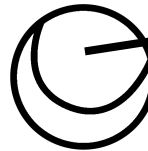

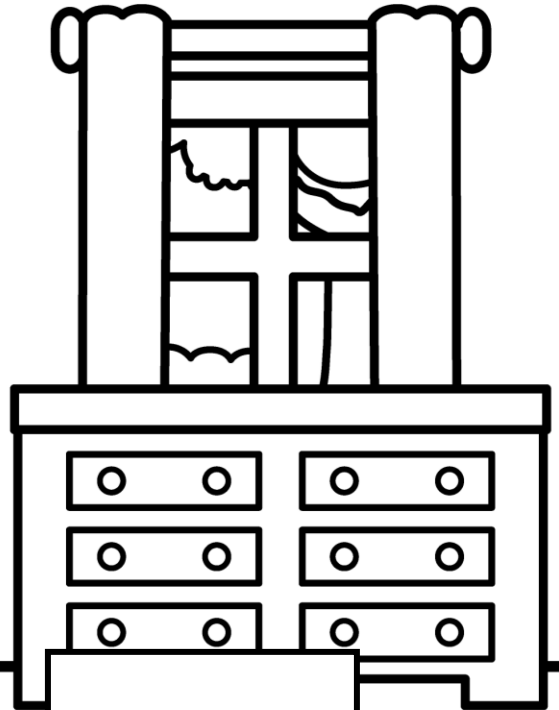

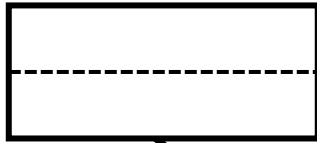


Label,
Match, Color

Directions: Label, match, color.



Label It.





Match It.

• ball

• yarn

• purr

• bark



Name:

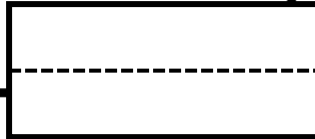
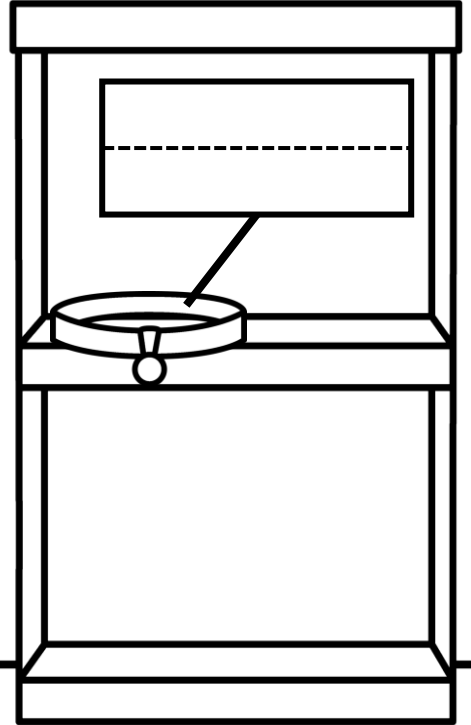


Label,
Match, Color

Directions: Label, match, color.



Label It.



Match It.


- collar
- hamster
- turtle
- bird



Name: _____



Label, Write,
and Color




Name: _____



Label, Write,
and Color


Directions: Label, write, and color.



Name: _____



Label, Write,
and Color




Name: _____



Read, Draw,
and Write

Directions: Read, draw, and write the sentence.

I see the hamster.



Four sets of handwriting practice lines. Each set consists of a solid top line, a dashed middle line, and a solid bottom line.



Name:



Read, Draw,
and Write

Directions: Read, draw, and write the sentence.

The dog will bark.



Four sets of primary writing lines, each consisting of a solid top line, a dashed middle line, and a solid bottom line, for practicing handwriting.



Name: _____



Read, Draw,
and Write


Directions: Read, draw, and write the sentence.

The kitten has the yarn.



Four sets of primary writing lines, each consisting of a solid top line, a dashed middle line, and a solid bottom line, for practicing handwriting.



Name: _____



Read, Draw,
and Write

Directions: Read, draw, and write the sentence.

The ball is in his bed.



Four sets of primary writing lines, each consisting of a solid top line, a dashed middle line, and a solid bottom line, for practicing handwriting.


Name:



Read, Draw,
and Write

Directions: Read, draw, and write the sentence.

The cat did purr.



Four sets of handwriting lines, each consisting of a solid top line, a dashed middle line, and a solid bottom line.



Name: _____



Read, Draw,
and Write

Directions: Read, draw, and write the sentence.

His dog has a collar.



Four sets of primary writing lines, each consisting of a solid top line, a dashed middle line, and a solid bottom line, for practicing handwriting.


Name:



Read, Draw,
and Write

Directions: Read, draw, and write the sentence.

I will grab the turtle.

A large, empty rectangular box with a solid black border, intended for drawing a scene related to the sentence above.A series of horizontal lines for handwriting practice, consisting of three sets of solid top and bottom lines with a dashed middle line.


Name: _____



Read, Draw,
and Write

Directions: Read, draw, and write the sentence.

Did you hear it purr?

A large, empty rectangular box with a solid black border, intended for a drawing. It occupies the upper half of the page.

Four sets of handwriting lines, each consisting of a solid top line, a dashed middle line, and a solid bottom line, for writing the sentence.

Name: _____



Read, Trace,
Glue, Write

Directions: Read, trace, glue, and write the sentence.

I can see the bird.

I can see the bird.

see

the

I

can

bird.

Name: _____



Read, Trace,
Glue, Write

Directions: Read, trace, glue, and write the sentence.

How much is the yarn?

How much is the yarn?

Blank space for writing the sentence.

Handwriting practice lines consisting of a solid top line, a dashed middle line, and a solid bottom line.

much yarn? is How the

Name: _____



Read, Trace,
Glue, Write

Directions: Read, trace, glue, and write the sentence.

I will make a ball.

I will make a ball.

ball.

a

I

will

make

Name: _____



Read, Trace,
Glue, Write

Directions: Read, trace, glue, and write the sentence.

I can see its collar.

I can see its collar.

can

collar.

see

I

its

Name: _____



Read, Trace,
Glue, Write

Directions: Read, trace, glue, and write the sentence.

Did you hear him bark?

Did you hear him bark?

him you Did hear bark?

Name: _____



Read, Trace,
Glue, Write

Directions: Read, trace, glue, and write the sentence.

Make a yarn craft.

Make a yarn craft.

yarn . Make a craft

Name: _____



Read, Trace,
Glue, Write

Directions: Read, trace, glue, and write the sentence.

This is not my hamster.

This is not my hamster.

hamster. is not my This

Name: _____



Read, Trace,
Glue, Write

Directions: Read, trace, glue, and write the sentence.

The turtle is cute.

The turtle is cute.

Blank rectangular box for writing the sentence.

Two sets of handwriting lines, each consisting of a solid top line, a dashed middle line, and a solid bottom line.

.	turtle	is	The	cute
---	--------	----	-----	------

Name:



**Read and
Color**

Directions: Read and illustrate a matching picture.

This

This is

This is his

This is his red

This is his red collar.

I

I can

I can hear

I can hear him

I can hear him bark.

Name:



Read and
Color

Directions: Read and illustrate a matching picture.

Where

Where is

Where is your

Where is your yarn

Where is your yarn craft?

My

My pet

My pet lost

My pet lost his

My pet lost his collar.

Name:



Read and
Color

Directions: Read and illustrate a matching picture.

I

I can

I can pet

I can pet my

I can pet my hamster.

Is

Is that

Is that big

Is that big turtle

Is that big turtle quick?

Name:



Read and
Color

Directions: Read and illustrate a matching picture.

That

That ball

That ball is

That ball is not

That ball is not mine.

The

The small

The small bird

The small bird can

The small bird can chirp.

Name:



Read and
Color

Directions: Read and illustrate a matching picture.

Why

Why did

Why did the

Why did the dog

Why did the dog bark?

Did

Did the

Did the big

Did the big cat

Did the big cat purr?

THEMATIC WRITING CENTER ■ Phonics-Based and Fully Decodable

The Thematic Writing Center is phonics-based and entirely decodable. The bundle features 20 captivating themes, each with materials that can be used interchangeably. This flexibility enables you to introduce new content as needed without requiring direct instruction for the students. Pick and choose material as needed. View a detailed and comprehensive overview video for the thematic writing center themes [HERE](#).

Activity 1:




Students write and/or build the matching word.

Activity 2:



Students build and record sentences.

Activity 3:



Students listen to the oral prompts and draw & label.

Activity 4:



Students create a matching story for the images.

Activity 5:



Students cut, staple, glue, and color the booklet.

Activity 6:



Students label, match, and color the sheet.

Activity 7:



Students read, trace, build, and write sentences.

Activity 8:



Students label the words and colors the images.

Activity 9:




Students cut, glue, and color to label the words.

Activity 10:



Students label the word and write it 5 times.

Activity 11:



Students say the word, trace the word, and write it.


Activity 12:



Students use the image cards to label the sheet.



puppy



bunny




kitty




paw


Pets



food



leash



house



dry


Pets



puppy

Thematic Phonics-Based Writing Center

Pets



bunny

Thematic Phonics-Based Writing Center

Pets



paw

Thematic Phonics-Based Writing Center


Pets



kitty

Thematic Phonics-Based Writing Center


Pets



food

Thematic Phonics-Based Writing Center

Pets



leash

Thematic Phonics-Based Writing Center


Pets



dry

Thematic Phonics-Based Writing Center


Pets



house


Thematic Phonics-Based Writing Center

Pets



Thematic Phonics-Based Writing Center

Pets



Thematic Phonics-Based Writing Center

Pets



Thematic Phonics-Based Writing Center

Pets




Thematic Phonics-Based Writing Center

Pets



Thematic Phonics-Based Writing Center

Pets




Thematic Phonics-Based Writing Center

Pets




Thematic Phonics-Based Writing Center

Pets



Thematic Phonics-Based Writing Center




Pets

puppy

Thematic Phonics-Based Writing Center

Tara West - Little Minds at Work




Pets

bunny

Thematic Phonics-Based Writing Center

Tara West - Little Minds at Work




Pets

paw

Thematic Phonics-Based Writing Center

Tara West - Little Minds at Work



Pets

kitty


Thematic Phonics-Based Writing Center

Tara West - Little Minds at Work

food




leash




dry



house






Pets

Thematic Phonics-Based Writing Center


Tara West – Little Minds at Work



Pets

Thematic Phonics-Based Writing Center


Tara West – Little Minds at Work



Pets

Thematic Phonics-Based Writing Center


Tara West – Little Minds at Work



Pets

Thematic Phonics-Based Writing Center


Tara West – Little Minds at Work



Pets

Thematic Phonics-Based Writing Center

Tara West – Little Minds at Work



Pets

Thematic Phonics-Based Writing Center


Tara West – Little Minds at Work



Pets

Thematic Phonics-Based Writing Center


Tara West – Little Minds at Work



Pets

Thematic Phonics-Based Writing Center


Tara West – Little Minds at Work



Pets

Thematic Phonics-Based Writing Center


Tara West – Little Minds at Work



Pets

Thematic Phonics-Based Writing Center


Tara West – Little Minds at Work



Pets

Thematic Phonics-Based Writing Center


Tara West – Little Minds at Work



Pets

Thematic Phonics-Based Writing Center


Tara West – Little Minds at Work



Pets

Thematic Phonics-Based Writing Center

Tara West – Little Minds at Work



Pets

Thematic Phonics-Based Writing Center


Tara West – Little Minds at Work



Pets

Thematic Phonics-Based Writing Center

Tara West – Little Minds at Work




Pets

Thematic Phonics-Based Writing Center

Tara West – Little Minds at Work



Write a story about...



Thematic Phonics-Based Writing Center

Tara West – Little Minds at Work



Write a story about...




Thematic Phonics-Based Writing Center

Tara West – Little Minds at Work



Write a story about...




Thematic Phonics-Based Writing Center

Tara West – Little Minds at Work



Write a story about...





Thematic Phonics-Based Writing Center

Tara West – Little Minds at Work



Write a story about...




Thematic Phonics-Based Writing Center

Tara West – Little Minds at Work



Write a story about...



Thematic Phonics-Based Writing Center

Tara West – Little Minds at Work



Teacher Clip Art Guide



puppy




bunny




kitty



paw



food



leash



house



dry



Teacher-Led Story Starters

- Write a short story about a cute bunny.
- Write a sentence about a bag of dog food.
- Write this sentence: “The puppy is on a leash.” Illustrate a matching picture and label the words.
- Write a sentence about drying a pet after a bath.
- Write this sentence: “The kitty had a toy.” Illustrate a matching picture and label the word.
- Write this sentence: “I will clean his muddy paw.” Illustrate a matching picture and label the words.
- Write this sentence: “The bunny went into his house.”

Sentence



Writing Strings

Thematic Phonics-Based Writing Center

Tara West – Little Minds at Work

The pet is

Thematic Phonics-Based Writing Center


Tara West – Little Minds at Work

Pet a pretty

Thematic Phonics-Based Writing Center

Tara West – Little Minds at Work


She got the



Thematic Phonics-Based Writing Center

Tara West – Little Minds at Work


Look at the



Thematic Phonics-Based Writing Center

Tara West – Little Minds at Work







It is a



Thematic Phonics-Based Writing Center

Tara West – Little Minds at Work


Pets



Pets



puppy




bunny




kitty




paw



food



leash



house



dry

Pets



puppy

bunny

kitty

paw

food

leash

house

dry

Sentence



Writing Strings

Thematic Phonics-Based Writing Center

Tara West – Little Minds at Work

The pet is

Thematic Phonics-Based Writing Center

Tara West – Little Minds at Work

Pet a pretty

Thematic Phonics-Based Writing Center

Tara West – Little Minds at Work

She got the

Thematic Phonics-Based Writing Center

Tara West – Little Minds at Work

Look at the

Thematic Phonics-Based Writing Center

Tara West – Little Minds at Work

It is a

Thematic Phonics-Based Writing Center

Tara West – Little Minds at Work

Name:



Sentences

Directions: Write the skill-based sentence.

Blank writing line with a dashed midline.

Blank writing line with a dashed midline.

Blank writing line with a dashed midline.

Blank writing line with a dashed midline.

Blank writing line with a dashed midline.

Blank writing line with a dashed midline.

Blank writing line with a dashed midline.

Blank writing line with a dashed midline.


Name:





**Label and
Color**


Directions: Label and color.

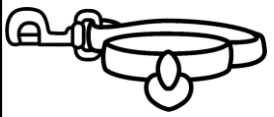

















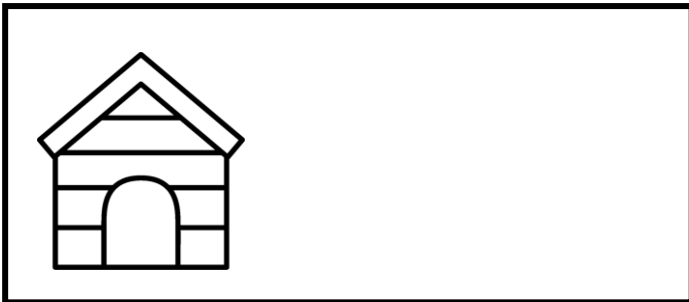
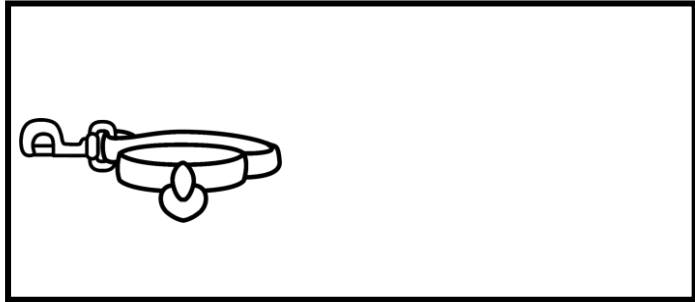




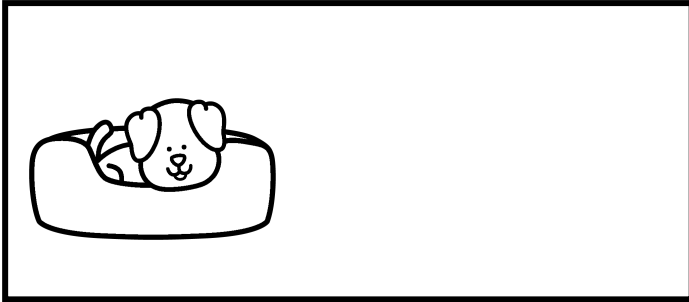


Name: _____



Cut, Color,
and Glue

Directions: Cut, color, and glue.



puppy

paw

food

kitty


dry

house

bunny


leash

Name:



**Pull, Illustrate,
and Label**

Directions: Pull, illustrate, label.




Name:



Say, Trace,
and Write it!

Directions: Say, trace, and write it.




puppy

Blank writing lines for the word 'puppy'.



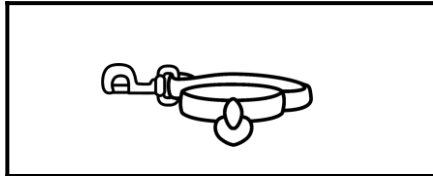
paw

Blank writing lines for the word 'paw'.




bunny

Blank writing lines for the word 'bunny'.




leash

Blank writing lines for the word 'leash'.



food

Blank writing lines for the word 'food'.



house

Blank writing lines for the word 'house'.



kitty

Blank writing lines for the word 'kitty'.



dry

Blank writing lines for the word 'dry'.


Name: _____



Label, Color,
and Write

Directions: Label, color, and write.







Name: _____



Label, Color,
and Write

Directions: Label, color, and write.







Name: _____



Label, Color,
and Write

Directions: Label, color, and write.



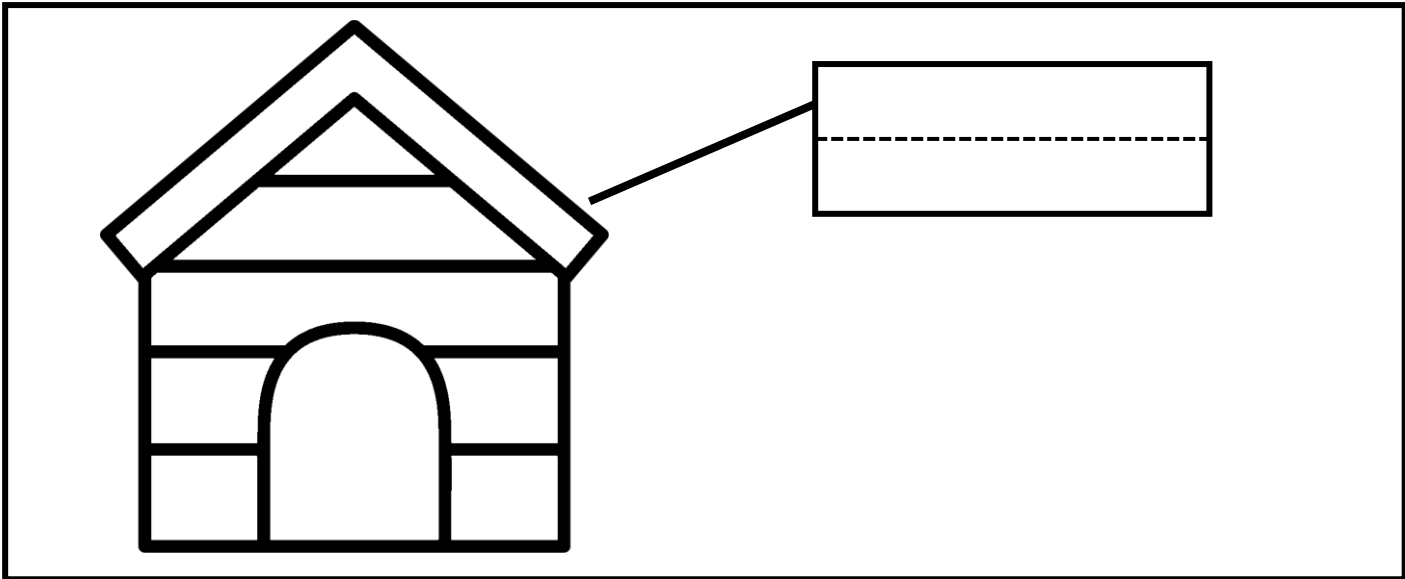



Name: _____



Label, Color,
and Write

Directions: Label, color, and write.






Name:




**Label and
Choose**

Directions: Label, choose, and color.

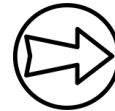





















Writing Journal



Pets


Name:

Journal




Journal writing area with multiple sets of horizontal lines. Each set consists of a solid top line, a dashed middle line, and a solid bottom line, providing a guide for letter height and placement.

Journal




Journal writing area with multiple sets of primary-ruled lines (top solid, middle dashed, bottom solid).



Journal

Journal writing area with ten sets of primary-ruled lines. Each set consists of a solid top line, a dashed middle line, and a solid bottom line.

Cut, Color,
and Label




Pets

Name:


Thematic Phonics-Based Writing Center

Tara West – Little Minds at Work


puppy




bunny




kitty




food




leash




paw




house










dry



Cut, Color,
and Label



Pets



Name: _____


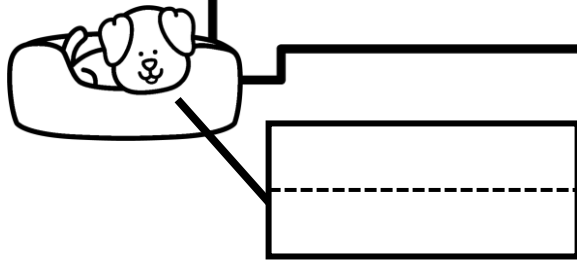
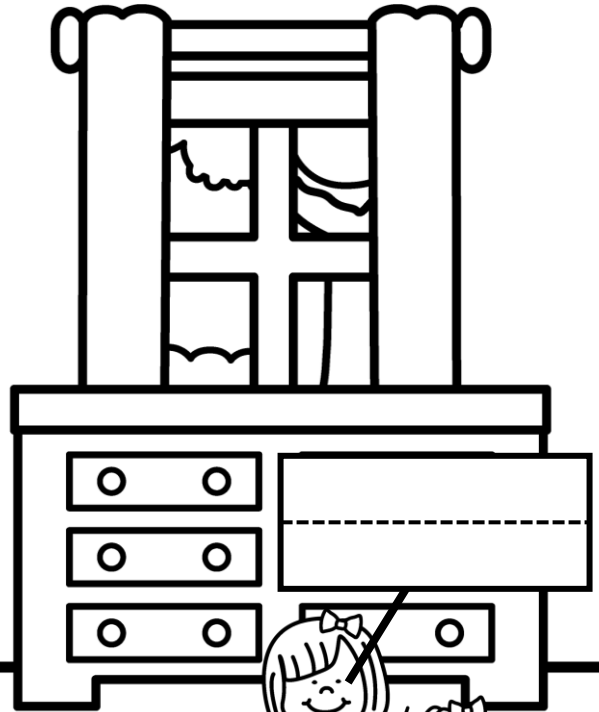



Label,
Match, Color

Directions: Label, match, color.



Label It.



Match It.

- **kitty**
- **puppy**
- **paw**
- **dry**



Name:



Label,
Match, Color

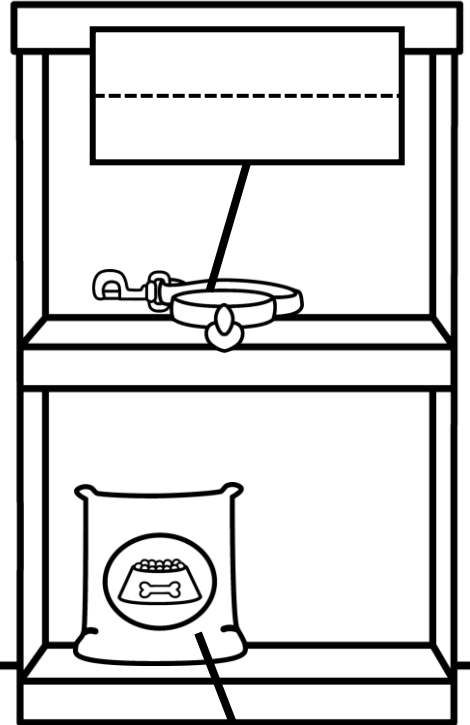

Directions: Label, match, color.




Label It.



Label box for the bunny.



Label box for the dog house.



Label box for the dog house.



Match It.

- house
- bunny
- food
- leash




Name: _____



Label, Write,
and Color

Directions: Label, write, and color.



Four sets of handwriting practice lines, each consisting of a solid top line, a dashed middle line, and a solid bottom line.



Name:



Read, Draw,
and Write

Directions: Read, draw, and write the sentence.

I will clean his house.



Four sets of primary writing lines, each consisting of a solid top line, a dashed middle line, and a solid bottom line, for practicing handwriting.


Name:



Read, Draw,
and Write

Directions: Read, draw, and write the sentence.

May I keep the puppy?

A large, empty rectangular box with a solid black border, intended for a student to draw a picture related to the sentence above.

Four sets of primary writing lines, each consisting of a solid top line, a dashed middle line, and a solid bottom line, for practicing handwriting.


Name:



Read, Draw,
and Write

Directions: Read, draw, and write the sentence.

I will cook the food.

A large, empty rectangular box with a solid black border, intended for a child to draw a picture related to the sentence above.A series of horizontal lines for handwriting practice. Each set consists of a solid top line, a dashed middle line, and a solid bottom line. There are four such sets of lines provided for writing the sentence.


Name:



Read, Draw,
and Write

Directions: Read, draw, and write the sentence.

Will you dry her hair?

A large, empty rectangular box with a solid black border, intended for a drawing. It occupies the upper half of the page.A series of horizontal lines for handwriting practice. Each set consists of a solid top line, a dashed middle line, and a solid bottom line. There are four such sets of lines below the drawing area.


Name:



Read, Draw,
and Write

Directions: Read, draw, and write the sentence.

This food is so good.

A large, empty rectangular box with a solid black border, intended for a child to draw a picture related to the sentence above.A series of horizontal lines for handwriting practice. Each set consists of a solid top line, a dashed middle line, and a solid bottom line. There are four such sets of lines provided for writing practice.



Name:



Read, Draw,
and Write


Directions: Read, draw, and write the sentence.

I will clean his paw.



Four sets of handwriting lines, each consisting of a solid top line, a dashed middle line, and a solid bottom line, for practicing writing the sentence.



Name:



Read, Draw,
and Write


Directions: Read, draw, and write the sentence.

A bunny can burrow.



Four sets of primary writing lines, each consisting of a solid top line, a dashed middle line, and a solid bottom line.


Name:



Read, Draw,
and Write

Directions: Read, draw, and write the sentence.

I will feed the kitty.

A large, empty rectangular box with a solid black border, intended for a child to draw a picture related to the sentence above.A series of horizontal lines for handwriting practice. Each set consists of a solid top line, a dashed middle line, and a solid bottom line. There are four such sets of lines provided.

Name: _____



Read, Trace,
Glue, Write

Directions: Read, trace, glue, and write the sentence.

Do you have the leash?

Do you have the leash?

Blank space for writing the sentence.

Two sets of handwriting lines, each consisting of a solid top line, a dashed middle line, and a solid bottom line.

leash? | have | Do | you | the

Name: _____



Read, Trace,
Glue, Write

Directions: Read, trace, glue, and write the sentence.

A puppy likes to sleep.

A puppy likes to sleep.

puppy likes A sleep. to

Name: _____



Read, Trace,
Glue, Write

Directions: Read, trace, glue, and write the sentence.

I will dry it now.

I will dry it now.

now.

it

I

will

dry

Name: _____



Read, Trace,
Glue, Write

Directions: Read, trace, glue, and write the sentence.

The kitty will follow us.

The kitty will follow us.

Blank writing area with a large empty box and two sets of primary writing lines (top and bottom solid lines, middle dashed line).

The follow us. kitty will

Name: _____



Read, Trace,
Glue, Write

Directions: Read, trace, glue, and write the sentence.

Our food is here.

Our food is here.

Our . food is here

Name: _____



Read, Trace,
Glue, Write

Directions: Read, trace, glue, and write the sentence.

I like the blue house.

I like the blue house.

house. I like blue the

Name: _____



Read, Trace,
Glue, Write

Directions: Read, trace, glue, and write the sentence.

The bunny is brown.

The bunny is brown.

Blank writing area with a solid top line, a dashed middle line, and a solid bottom line.

bunny brown The . is

Name: _____



Read, Trace,
Glue, Write

Directions: Read, trace, glue, and write the sentence.

The paw is dirty.

The paw is dirty.

Blank rectangular box for writing the sentence.

Two sets of handwriting lines, each consisting of a solid top line, a dashed middle line, and a solid bottom line.

. is The dirty paw

Name:



Read and
Color

Directions: Read and illustrate a matching picture.

I

I bought

I bought him

I bought him some

I bought him some food.

Show

Show me

Show me the

Show me the little

Show me the little bunny.

Name:



**Read and
Color**

Directions: Read and illustrate a matching picture.

Do

Do you

Do you want

Do you want the

Do you want the leash?

We

We should

We should feed

We should feed the

We should feed the puppy.

Name:



Read and
Color

Directions: Read and illustrate a matching picture.

That

That dog

That dog is

That dog is very

That dog is very dry.

A

A pony

A pony found

A pony found our

A pony found our house.

Name:



Read and
Color

Directions: Read and illustrate a matching picture.

That

That is

That is my

That is my little

That is my little kitty.

I

I have

I have too

I have too much

I have too much food.

Name:



Read and
Color

Directions: Read and illustrate a matching picture.

The

The bunny

The bunny can

The bunny can run

The bunny can run fast.

I

I like

I like my

I like my blue

I like my blue house.



This packet is the property of Tara West and is protected through copyright and trademark registrations. All rights reserved.

No part of this digital download may be reproduced electronically, shared without additional licenses, or placed on the internet for others to access without the prior permission from the publisher, Tara West.

If you are a school district using this download as curriculum for more than one teacher an additional school license will need to be purchased.

Fonts used within this download are intellectual property of Print Designs by Kris.

The clipart images are intellectual property of Laura Strickland of Whimsy Clips.

Contact Information

Email: littlemindsatworkLLC@gmail.com

Website: www.littlemindsatwork.org

Store: <http://www.teacherspayteachers.com/Store/Tara-West>