SCIENCE OF READING ALIGNED

BEYOND THE BASICS

FREE DECODABLE BOOK

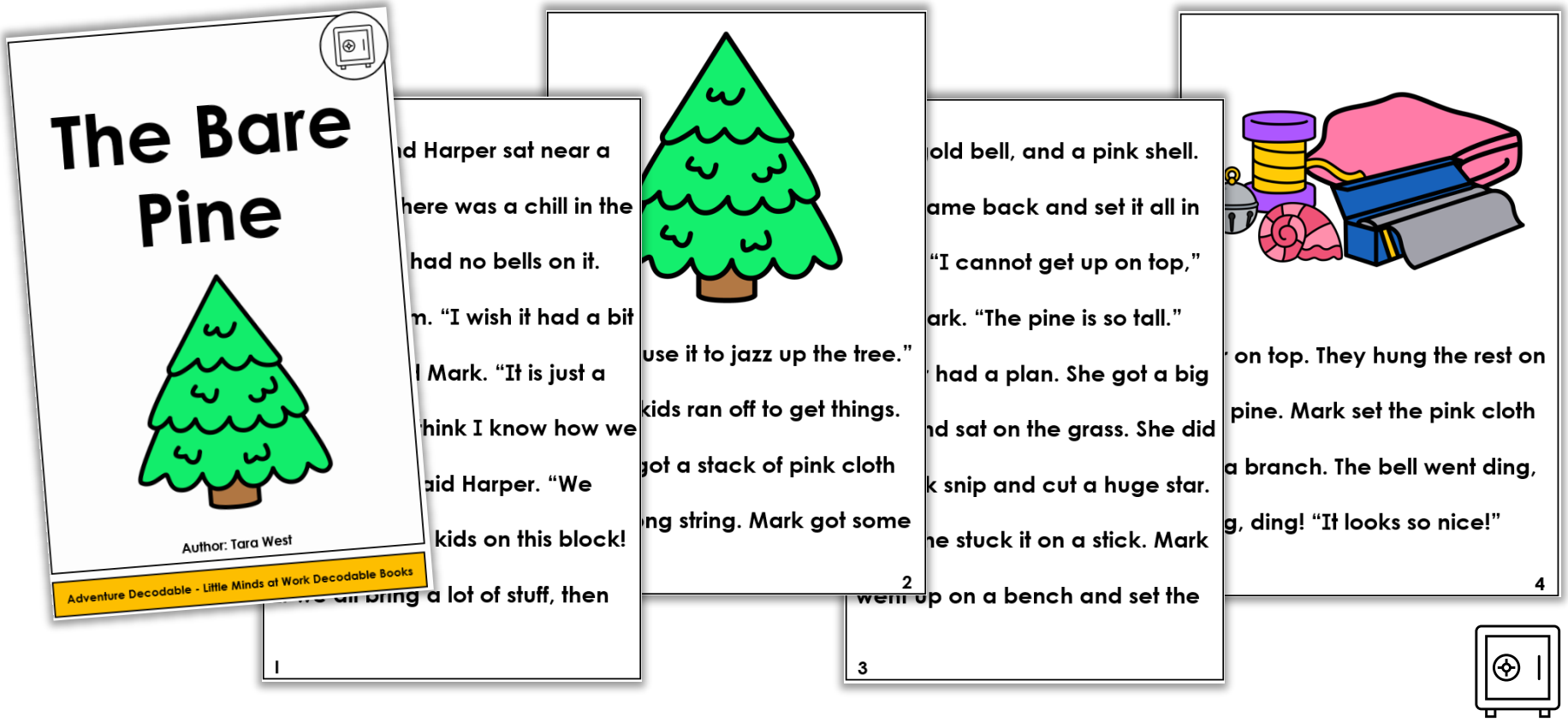

©Tara West Little Minds at Work

DECODABLES VAULT ▮ **Seasonal Beyond the Basics Decodables - *Informational Overview***

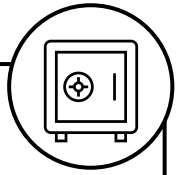

Welcome to the **Beyond the Basics** decodable books collection, a comprehensive resource designed to build strong foundational reading skills through the science of reading (SOR) principles. These books are part of the **Lifetime Decodable Vault**, ensuring timeless access to effective literacy instruction.

Get Started Here

Watch First: Instructional Video: Before diving into the materials, you are encouraged to begin with the included instructional video. This video provides an overview of how to implement the **Beyond the Basics** decodable books and instructional routines effectively in your learning environment.

Aligned with Science of Reading Research: The **Beyond the Basics** series is rooted in the latest findings in the science of reading, supporting evidence-based practices to develop phonemic awareness, phonics skills, fluency, and vocabulary. This resource integrates seamlessly with **Guided Phonics + Beyond by Tara West**, offering a structured, explicit approach to literacy instruction.

- **Decodable text** ensures that students are reading material aligned with their current phonics knowledge.
- **Explicit and systematic instruction** supports progressive mastery of phonemes and graphemes.
- **Repetition and fluency-building activities** help students gain confidence and automaticity

Instructional Flexibility: These books are designed to meet diverse instructional needs and can be used in many settings:

- **Whole-Group Phonics**: Reinforce key phonics concepts with all students, using the books as shared reading resources.
- **Small-Group Phonics Instruction**: Provide targeted support to students at similar learning stages.
- **Intervention**: Address gaps in phonics knowledge for students needing additional practice.
- **Take-Home Practice**: Empower families to support their child's reading development at home.

Comprehensive Formats To maximize ease of use, the **Beyond the Basics** decodable books are offered in four formats: color fold and staple, ink-saving fold and staple, ink-saving mini books, and color 1-page books.

•**Included Lesson Plan Sheet and Instructional Routines:** This resource is accompanied by a detailed lesson plan sheet with routines, ensuring structured implementation. These instructional routines include:

1. **Fluency and Accuracy**: Students build fluency and accuracy by practicing readings of passages.
2. **Text Reading Practice**: Students read their decodables, applying decoding strategies and discussing vocabulary.
3. **Comprehension Question Review**: Students read the decodables, then answer comprehension questions included at the back of the book.

This free sampler follows the same formatting as the full Beyond the Basics Decodables.





Let's Review

warm	done	know	should
near	star	bring	tall
wind	hung	nice	bare

Who are the characters in the story?	What does "bare" mean?	Why was Mark glum?
What did Mark bring for the tree?		What did Harper bring at the end?
What might happen next in the story?	Retell the story.	What would you bring for the tree?

The Bare Pine



Author: Tara West

Adventure Decodable - Little Minds at Work Decodable Books

Mark and Harper sat near a bare pine. There was a chill in the air. The pine had no bells on it. Mark felt glum. “I wish it had a bit of bling,” said Mark. “It is just a dull pine.” “I think I know how we can help it,” said Harper. “We should ask the kids on this block! If we all bring a lot of stuff, then



did not care. They ate their snack while the bell in the pine made a soft ring, ring, ring.

said Harper. “I love it!” said Mark.

When Mark, Harper, and the other kids were done, Harper said, “I will be back.” Harper came back with a pan of hot buns and a jug of warm milk. “Thanks, Harper,” said Mark. The wind was still cold, but the kids



we can use it to jazz up the tree.”

The kids ran off to get things. Harper got a stack of pink cloth and a long string. Mark got some

tin, a gold bell, and a pink shell. They came back and set it all in a pile. “I cannot get up on top,” said Mark. “The pine is so tall.” Harper had a plan. She got a big pad and sat on the grass. She did a quick snip and cut a huge star. Then she stuck it on a stick. Mark went up on a bench and set the



star on top. They hung the rest on the pine. Mark set the pink cloth on a branch. The bell went ding, ding, ding! “It looks so nice!”

Let's Review

warm	done	know	should
near	star	bring	tall
wind	hung	nice	bare

Who are the characters in the story?	What does "bare" mean?	Why was Mark glum?
What did Mark bring for the tree?		What did Harper bring at the end?
What might happen next in the story?	Retell the story.	What would you bring for the tree?

The Bare Pine



Author: Tara West

Adventure Decodable - Little Minds at Work Decodable Books

Mark and Harper sat near a bare pine. There was a chill in the air. The pine had no bells on it. Mark felt glum. “I wish it had a bit of bling,” said Mark. “It is just a dull pine.” “I think I know how we can help it,” said Harper. “We should ask the kids on this block! If we all bring a lot of stuff, then



did not care. They ate their snack while the bell in the pine made a soft ring, ring, ring.

said Harper. “I love it!” said Mark.

When Mark, Harper, and the other kids were done, Harper said, “I will be back.” Harper came back with a pan of hot buns and a jug of warm milk. “Thanks, Harper,” said Mark. The wind was still cold, but the kids



we can use it to jazz up the tree.”

The kids ran off to get things. Harper got a stack of pink cloth and a long string. Mark got some

tin, a gold bell, and a pink shell. They came back and set it all in a pile. “I cannot get up on top,” said Mark. “The pine is so tall.” Harper had a plan. She got a big pad and sat on the grass. She did a quick snip and cut a huge star. Then she stuck it on a stick. Mark went up on a bench and set the



star on top. They hung the rest on the pine. Mark set the pink cloth on a branch. The bell went ding, ding, ding! “It looks so nice!”

Name: _____

Directions: Read through the passage. Repeat reading the passage to build additional fluency.

The Bare Pine



Mark and Harper sat near a bare pine. There was a chill in the air. The pine had no bells on it. Mark felt glum. "I wish it had a bit of bling," said Mark. "It is just a dull pine." "I think I know how we can help it," said Harper. "We should ask the kids on this block! If we all bring a lot of stuff, then we can use it to jazz up the tree."

The kids ran off to get things. Harper got a stack of pink cloth and a long string. Mark got some tin, a gold bell, and a pink shell. They came back and set it all in a pile. "I cannot get up on top," said Mark. "The pine is so tall." Harper had a plan. She got a big pad and sat on the grass. She did a quick snip and cut a huge star. Then she stuck it on a stick. Mark went up on a bench and set the star on top. They hung the rest on the pine. Mark set the pink cloth on a branch. The bell went ding, ding, ding! "It looks so nice!" said Harper. "I love it!" said Mark.

When Mark, Harper, and the other kids were done, Harper said, "I will be back." Harper came back with a pan of hot buns and a jug of warm milk. "Thanks, Harper," said Mark. The wind was still cold, but the kids did not care. They ate their snack while the bell in the pine made a soft ring, ring, ring.

Let's Review

warm	done	know	should
near	star	bring	tall
wind	hung	nice	bare

Who are the characters in the story?	What does "bare" mean?	Why was Mark glum?
What did Mark bring for the tree?		What did Harper bring at the end?
What might happen next in the story?	Retell the story.	What would you bring for the tree?

The Bare Pine



Author: Tara West

Adventure Decodable - Little Minds at Work Decodable Books

Mark and Harper sat near a bare pine. There was a chill in the air. The pine had no bells on it. Mark felt glum. "I wish it had a bit of bling," said Mark. "It is just a dull pine." "I think I know how we can help it," said Harper. "We should ask the kids on this block! If we all bring a lot of stuff, then



we can use it to jazz up the tree."

The kids ran off to get things. Harper got a stack of pink cloth and a long string. Mark got some

tin, a gold bell, and a pink shell. They came back and set it all in a pile. "I cannot get up on top," said Mark. "The pine is so tall."

Harper had a plan. She got a big pad and sat on the grass. She did a quick snip and cut a huge star. Then she stuck it on a stick. Mark went up on a bench and set the

star on top. They hung the rest on the pine. Mark set the pink cloth on a branch. The bell went ding, ding, ding! "It looks so nice!"

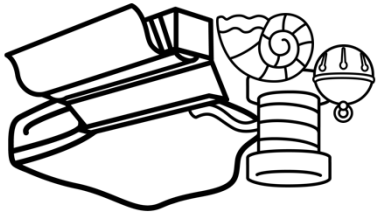

said Harper. "I love it!" said Mark.

When Mark, Harper, and the other kids were done, Harper said, "I will be back." Harper came back with a pan of hot buns and a jug of warm milk. "Thanks, Harper," said Mark. The wind was still cold, but the kids

did not care. They ate their snack while the bell in the pine made a soft ring, ring, ring.

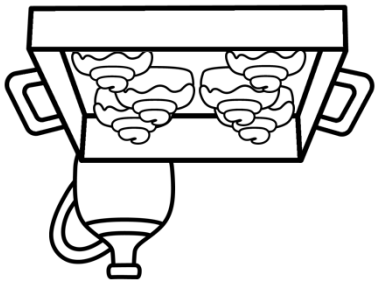

The Bare Pine



Author: Tara West

Adventure Decodable - Little Minds at Work Decodable Books

Mark and Harper sat near a bare pine. There was a chill in the air. The pine had no bells on it. Mark felt glum. “I wish it had a bit of bling,” said Mark. “It is just a dull pine.” “I think I know how we can help it,” said Harper. “We should ask the kids on this block! If we all bring a lot of stuff, then



we can use it to jazz up the tree.”

The kids ran off to get things. Harper got a stack of pink cloth and a long string. Mark got some

tin, a gold bell, and a pink shell. They came back and set it all in a pile. “I cannot get up on top,” said Mark. “The pine is so tall.” Harper had a plan. She got a big pad and sat on the grass. She did a quick snip and cut a huge star. Then she stuck it on a stick. Mark went up on a bench and set the



star on top. They hung the rest on the pine. Mark set the pink cloth on a branch. The bell went ding, ding, ding! “It looks so nice!”

said Harper. “I love it!” said Mark.

When Mark, Harper, and the other kids were done, Harper said, “I will be back.” Harper came back with a pan of hot buns and a jug of warm milk. “Thanks, Harper,” said Mark. The wind was still cold, but the kids



did not care. They ate their snack while the bell in the pine made a soft ring, ring, ring.

Let’s Review

warm	done	know	should
near	star	bring	tall
wind	hung	nice	bare

Who are the characters in the story?	What does “bare” mean?	Why was Mark glum?
What did Mark bring for the tree?		What did Harper bring at the end?
What might happen next in the story?	Retell the story.	What would you bring for the tree?

DECODABLES VAULT | Seasonal Beyond the Basics Decodables - *Fold and Staple Printing How-To Instructions*

Printing DOUBLE SIDED Easy Readers: It is very important to follow a few quick printing tips. You can view a tutorial video **HERE**! First, you will type in the page numbers you wish to print. Next, select "fit". This will help the reader to fill the entire page and leave minimal white space. Then, select "print on both sides". Be sure to also select "flip on short edge". Lastly, select for the reader to print. NOTE: The books are best printed using Adobe Reader. Adobe Reader is a **free download**. The book will print out on two sheets of paper. You will simply fold the books. Double staple on the left side (optional).

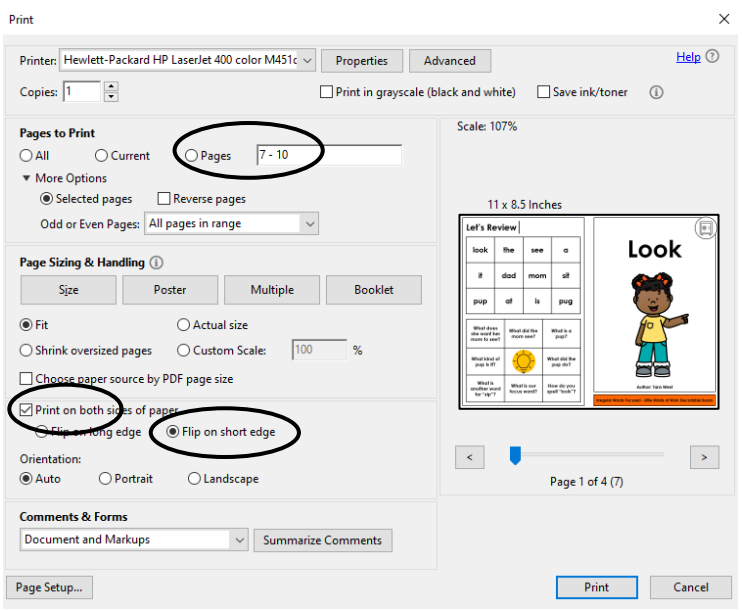









Printing MINI Readers: Follow the steps below to prep the mini readers. You can view a tutorial video **HERE**!

Fold landscape.



Fold portrait.

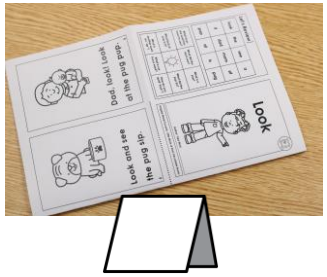

Cut along the line.

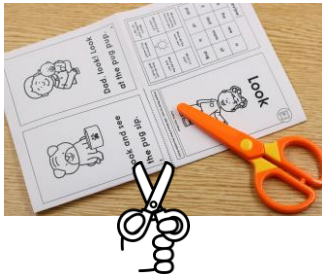

Unopen the sheet.

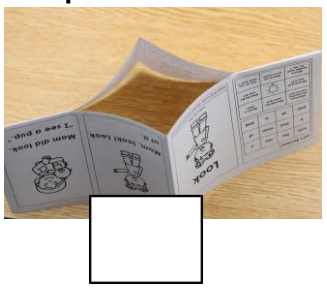

Quarter Fold.



This packet is the property of Tara West and is protected through copyright and trademark registrations. All rights reserved.

No part of this digital download may be reproduced electronically, shared without additional licenses, or placed on the internet for others to access without the prior permission from the publisher, Tara West.

If you are a school district using this download as curriculum for more than one teacher, an additional school license will need to be purchased.

The clipart images are intellectual property of Laura Strickland of Whimsy Clips.

Contact Information

Email: littlemindsatworkLLC@gmail.com
Website: www.littlemindsatwork.org
Store: http://www.teacherspayteachers.com/Store/Tara-West