

GUIDED PHONICS + BEYOND LABEL AND WRITE

WRITING SHEETS

Name: Label, Write, Illustrate
Directions: Label the CVCe word. Write a matching story. Illustrate the story.

Name: Label, Write, Illustrate
Directions: Label the r-control word. Write a matching story. Illustrate the story.

Name: Label, Write, Illustrate
Directions: Label the digraph word. Write a matching story. Illustrate the story.

Name: Label, Write, Illustrate
Directions: Label the CVC word. Write a matching story. Illustrate the story.

Name: Label, Write, Illustrate
Directions: Label the vowel variant word. Write a matching story. Illustrate the story.

UNIT 3 - DIGRAPH WORDS

UNIT 2 - CVC WORDS

UNIT 6 - VOWEL VARIANT WORDS

©Tara West - Little Minds of Work

■ A NOTE FROM TARA WEST


Thanks for downloading the Guided Phonics + Beyond free Label, Write, Illustrate practice sheets packet. These sheets can be used in small-group, as an independent center, or as in-class practice sheet. If you have questions, email littlemindsatworkLLC@gmail.com, follow me on [Facebook](#), or visit my blog, [Little Minds at Work](#).



Name: _____

Label, Write, Illustrate

Directions: Label the CVC word. Write a matching story. Illustrate the story.




Large empty rectangular box for drawing an illustration.

Four sets of horizontal writing lines, each consisting of a solid top line, a dashed middle line, and a solid bottom line.

Name: _____

Label, Write, Illustrate

Directions: Label the CVC word. Write a matching story. Illustrate the story.



Large empty rectangular box for drawing an illustration.

Four sets of horizontal writing lines, each consisting of a solid top line, a dashed middle line, and a solid bottom line.

Name:

Label, Write, Illustrate

Directions: Label the CVC word. Write a matching story. Illustrate the story.



A line drawing of a mitten with three wavy bands and a cuff with small loops. Below the mitten are three horizontal lines for labeling: a solid top line, a dashed middle line, and a solid bottom line.


A large, empty rectangular box with a solid border, intended for drawing an illustration related to the CVC word.

Four sets of horizontal handwriting lines, each consisting of a solid top line, a dashed middle line, and a solid bottom line, spaced evenly down the page.

Name: _____

Label, Write, Illustrate

Directions: Label the CVC word. Write a matching story. Illustrate the story.




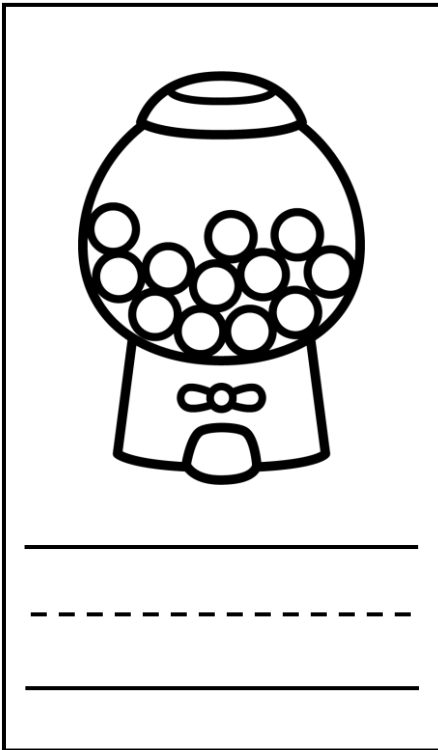
Large empty rectangular box for drawing an illustration.

Four sets of horizontal writing lines, each consisting of a solid top line, a dashed middle line, and a solid bottom line.

Name:

Label, Write, Illustrate

Directions: Label the CVC word. Write a matching story. Illustrate the story.



Four sets of horizontal writing lines, each consisting of a solid top line, a dashed middle line, and a solid bottom line, spanning the width of the page for writing a story.

Name: _____

Label, Write, Illustrate

Directions: Label the CVC word. Write a matching story. Illustrate the story.



Large empty rectangular box for drawing an illustration.

Four sets of horizontal writing lines, each consisting of a solid top line, a dashed middle line, and a solid bottom line.

Name: _____

Label, Write, Illustrate

Directions: Label the CVC word. Write a matching story. Illustrate the story.

A simple line drawing of a sun with a circular face, two dots for eyes, and a curved line for a smile. It has several triangular rays around its perimeter.

Name:

Label, Write, Illustrate

Directions: Label the CVC word. Write a matching story. Illustrate the story.





Large empty rectangular box for writing a story or labeling.

Four sets of horizontal writing lines, each consisting of a solid top line, a dashed middle line, and a solid bottom line.

Name: _____

Label, Write, Illustrate

Directions: Label the CVC word. Write a matching story. Illustrate the story.



Four sets of handwriting practice lines, each consisting of a solid top line, a dashed middle line, and a solid bottom line.

Name:

Label, Write, Illustrate

Directions: Label the CVC word. Write a matching story. Illustrate the story.

A simple line drawing of a bus, shown from a side profile, facing left. It has a rectangular body with several windows, a front grille, and two wheels.

Name:

Label, Write, Illustrate

Directions: Label the CVC word. Write a matching story. Illustrate the story.



A cartoon-style bat with a friendly expression, small fangs, and large wings. Above its head is a thought bubble containing three small circles. Below the illustration are three horizontal lines for writing: a solid top line, a dashed middle line, and a solid bottom line.


A large, empty rectangular box with a solid border, intended for drawing a picture related to the bat illustration.

Four sets of horizontal handwriting lines, each consisting of a solid top line, a dashed middle line, and a solid bottom line, spaced evenly down the page.

Name:

Label, Write, Illustrate

Directions: Label the CVC word. Write a matching story. Illustrate the story.



A line drawing of a dog sitting and facing right. Below the dog are three horizontal lines for writing: a solid top line, a dashed middle line, and a solid bottom line.


A large, empty rectangular box with a solid border, intended for drawing a story related to the dog.

Four sets of horizontal writing lines, each consisting of a solid top line, a dashed middle line, and a solid bottom line, spanning the width of the page.

Name: _____

Label, Write, Illustrate

Directions: Label the CVC word. Write a matching story. Illustrate the story.




Four sets of horizontal writing lines, each consisting of a solid top line, a dashed middle line, and a solid bottom line, spanning the width of the page for writing a story.

Name: _____

Label, Write, Illustrate

Directions: Label the CVC word. Write a matching story. Illustrate the story.



Large empty rectangular box for drawing an illustration.

Four sets of horizontal writing lines, each consisting of a solid top line, a dashed middle line, and a solid bottom line.

Name:

Label, Write, Illustrate

Directions: Label the CVC word. Write a matching story. Illustrate the story.


A line drawing of a dog sitting on a puddle. The dog is facing right and has a collar with a bell. Below the dog are three horizontal lines for writing: a solid top line, a dashed middle line, and a solid bottom line.

A large, empty rectangular box with a solid border, intended for drawing a story related to the dog and the puddle.

Name: _____

Label, Write, Illustrate

Directions: Label the CVC word. Write a matching story. Illustrate the story.





Large empty rectangular box for drawing an illustration related to the airplane.

Four sets of horizontal writing lines, each consisting of a solid top line, a dashed middle line, and a solid bottom line, for writing a story.

Name: _____

Label, Write, Illustrate

Directions: Label the CVC word. Write a matching story. Illustrate the story.





Large empty rectangular box for drawing an illustration.

Four sets of horizontal writing lines, each consisting of a solid top line, a dashed middle line, and a solid bottom line.

Name: _____

Label, Write, Illustrate

Directions: Label the CVC word. Write a matching story. Illustrate the story.



Large empty rectangular box for drawing an illustration.

Four sets of horizontal writing lines, each consisting of a solid top line, a dashed middle line, and a solid bottom line.

Name:

Label, Write, Illustrate

Directions: Label the CVC word. Write a matching story. Illustrate the story.



Blank space for drawing an illustration.

Name: _____

Label, Write, Illustrate

Directions: Label the CVC word. Write a matching story. Illustrate the story.



Large empty rectangular box for drawing an illustration.

Four sets of horizontal writing lines, each consisting of a solid top line, a dashed middle line, and a solid bottom line.

Name: _____

Label, Write, Illustrate

Directions: Label the CVC word. Write a matching story. Illustrate the story.



A line drawing of a bear sitting inside a cave. The cave has a jagged, rocky entrance. Below the illustration are three horizontal lines for writing: a solid top line, a dashed middle line, and a solid bottom line.

A large, empty rectangular box with a solid border, intended for drawing a picture related to the story.

Name: _____

Label, Write, Illustrate

Directions: Label the CVC word. Write a matching story. Illustrate the story.



Four sets of horizontal writing lines, each consisting of a solid top line, a dashed middle line, and a solid bottom line, spaced evenly down the page.

Name:

Label, Write, Illustrate

Directions: Label the CVC word. Write a matching story. Illustrate the story.



A line drawing of a hand holding a pin, popping a balloon. The balloon has a small starburst at the point of contact. Below the illustration are three horizontal lines for writing: a solid top line, a dashed middle line, and a solid bottom line.

A large, empty rectangular box intended for the student to draw a picture related to the story they are writing.

Four sets of horizontal writing lines, each consisting of a solid top line, a dashed middle line, and a solid bottom line, spanning the width of the page for the student to write their story.

Name: _____

Label, Write, Illustrate

Directions: Label the CVC word. Write a matching story. Illustrate the story.





Large empty rectangular box for drawing an illustration.

Four sets of horizontal writing lines, each consisting of a solid top line, a dashed middle line, and a solid bottom line.

Name: _____

Label, Write, Illustrate

Directions: Label the digraph word. Write a matching story. Illustrate the story.





Large empty rectangular box for drawing an illustration.

Four sets of horizontal writing lines, each consisting of a solid top line, a dashed middle line, and a solid bottom line.

Name: _____

Label, Write, Illustrate

Directions: Label the digraph word. Write a matching story. Illustrate the story.





Four sets of horizontal writing lines, each consisting of a solid top line, a dashed middle line, and a solid bottom line, spanning the width of the page.

Name: _____

Label, Write, Illustrate

Directions: Label the digraph word. Write a matching story. Illustrate the story.


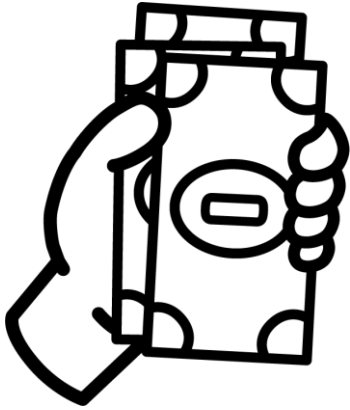


Four sets of horizontal writing lines, each consisting of a solid top line, a dashed middle line, and a solid bottom line, spanning the width of the page.

Name: _____

Label, Write, Illustrate

Directions: Label the digraph word. Write a matching story. Illustrate the story.



Four sets of horizontal writing lines, each consisting of a solid top line, a dashed middle line, and a solid bottom line, spanning the width of the page for writing a story.

Name:

Label, Write, Illustrate

Directions: Label the digraph word. Write a matching story. Illustrate the story.



A simple line drawing of a fish, facing right, with a smiling mouth and two small eyes. Below the fish are three horizontal lines for labeling: a solid top line, a dashed middle line, and a solid bottom line.



A large, empty rectangular box with a solid border, intended for the student to draw an illustration related to the story they write.

A series of horizontal lines for handwriting practice. Each set consists of a solid top line, a dashed middle line, and a solid bottom line. There are four such sets of lines arranged vertically down the page.

Name: _____

Label, Write, Illustrate

Directions: Label the digraph word. Write a matching story. Illustrate the story.



Four sets of handwriting lines, each consisting of a solid top line, a dashed middle line, and a solid bottom line.

Name: _____

Label, Write, Illustrate

Directions: Label the digraph word. Write a matching story. Illustrate the story.

A whiteboard with a rounded square border. Inside the whiteboard, the equation $1+2=3$ is written in a simple, bold font. A marker is shown at the bottom left of the whiteboard, as if it has just finished writing the equation. Below the whiteboard, there are three horizontal lines for writing: a solid top line, a dashed middle line, and a solid bottom line.



A large, empty rectangular box with a solid border, occupying the right half of the page. It is intended for the student to write a story and draw an illustration related to the digraph word.

Four sets of horizontal writing lines, each consisting of a solid top line, a dashed middle line, and a solid bottom line, spaced evenly down the page for additional writing practice.

Name: _____

Label, Write, Illustrate

Directions: Label the digraph word. Write a matching story. Illustrate the story.



Large empty rectangular box for drawing an illustration.

Four sets of horizontal writing lines, each consisting of a solid top line, a dashed middle line, and a solid bottom line.

Name: _____

Label, Write, Illustrate

Directions: Label the digraph word. Write a matching story. Illustrate the story.

A black and white line drawing of a young girl with a bow in her hair, smiling. She is standing behind a counter with a large money bag, stacks of coins, and stacks of paper money.

Large empty rectangular box for writing a story or labeling.

Four sets of horizontal writing lines, each consisting of a solid top line, a dashed middle line, and a solid bottom line.

Name: _____

Label, Write, Illustrate

Directions: Label the digraph word. Write a matching story. Illustrate the story.

A line drawing of a hand holding a knife, slicing an orange on a cutting board. Three slices of orange are shown on the board.



Blank space for writing a story and labeling the digraph word.

Four sets of horizontal writing lines, each consisting of a solid top line, a dashed middle line, and a solid bottom line, for practicing handwriting.

Name: _____

Label, Write, Illustrate

Directions: Label the digraph word. Write a matching story. Illustrate the story.





Four sets of horizontal writing lines, each consisting of a solid top line, a dashed middle line, and a solid bottom line, spanning the width of the page for the student to write their story.

Name:

Label, Write, Illustrate

Directions: Label the digraph word. Write a matching story. Illustrate the story.



Four sets of horizontal writing lines, each consisting of a solid top line, a dashed middle line, and a solid bottom line, spanning the width of the page for writing a story.

Name: _____

Label, Write, Illustrate

Directions: Label the digraph word. Write a matching story. Illustrate the story.



A line drawing showing a hand squeezing a tube of toothpaste. The tube is tilted, and a cloud of foam is coming out of the nozzle. Below the illustration are three horizontal lines for writing: a solid top line, a dashed middle line, and a solid bottom line.


A large, empty rectangular box with a solid border, intended for drawing an illustration related to the story.

Four sets of horizontal writing lines, each consisting of a solid top line, a dashed middle line, and a solid bottom line, for writing a story.

Name: _____

Label, Write, Illustrate

Directions: Label the digraph word. Write a matching story. Illustrate the story.



Blank space for writing a story.

Name: _____

Label, Write, Illustrate

Directions: Label the digraph word. Write a matching story. Illustrate the story.




Large empty rectangular box for drawing an illustration.

Four sets of horizontal writing lines, each consisting of a solid top line, a dashed middle line, and a solid bottom line.

Name: _____

Label, Write, Illustrate

Directions: Label the blend word. Write a matching story. Illustrate the story.




Large blank rectangular area for drawing an illustration.

Four sets of horizontal writing lines, each consisting of a solid top line, a dashed middle line, and a solid bottom line.

Name: _____

Label, Write, Illustrate

Directions: Label the blend word. Write a matching story. Illustrate the story.




Large empty rectangular box for drawing an illustration.


Four sets of horizontal writing lines, each consisting of a solid top line, a dashed middle line, and a solid bottom line.

Name: _____

Label, Write, Illustrate

Directions: Label the blend word. Write a matching story. Illustrate the story.





Name:

Label, Write, Illustrate

Directions: Label the blend word. Write a matching story. Illustrate the story.



A line drawing showing two children sitting in toy cars that are crashing into each other. A large, jagged starburst is positioned between the cars, indicating the point of impact. Below the illustration are three horizontal lines for writing: a solid top line, a dashed middle line, and a solid bottom line.



A large, empty rectangular box with a solid border, intended for the student to draw a picture related to the story they are writing.

Four sets of horizontal handwriting lines, each consisting of a solid top line, a dashed middle line, and a solid bottom line, spaced evenly down the page for writing practice.

Name: _____

Label, Write, Illustrate

Directions: Label the blend word. Write a matching story. Illustrate the story.





Four sets of horizontal writing lines for a story, each consisting of a solid top line, a dashed middle line, and a solid bottom line.

Name: _____

Label, Write, Illustrate

Directions: Label the blend word. Write a matching story. Illustrate the story.




Four sets of horizontal writing lines, each consisting of a solid top line, a dashed middle line, and a solid bottom line, spanning the width of the page.

Name: _____

Label, Write, Illustrate

Directions: Label the blend word. Write a matching story. Illustrate the story.



Large empty rectangular box for drawing an illustration.

Four sets of horizontal writing lines, each consisting of a solid top line, a dashed middle line, and a solid bottom line.

Name: _____

Label, Write, Illustrate

Directions: Label the blend word. Write a matching story. Illustrate the story.



Large empty rectangular box for drawing an illustration.

Four sets of horizontal writing lines, each consisting of a solid top line, a dashed middle line, and a solid bottom line.

Name:

Label, Write, Illustrate

Directions: Label the blend word. Write a matching story. Illustrate the story.

A line drawing of a young girl with pigtails, kneeling on the floor and stacking three rectangular blocks. She is holding the top block with both hands. Below the illustration are three horizontal lines for writing: a solid top line, a dashed middle line, and a solid bottom line.

A large, empty rectangular box intended for the student to draw a picture related to the story they write.

Name: _____

Label, Write, Illustrate

Directions: Label the CVCe word. Write a matching story. Illustrate the story.



Large empty rectangular box for drawing an illustration.

Four sets of horizontal writing lines, each consisting of a solid top line, a dashed middle line, and a solid bottom line.

Name: _____

Label, Write, Illustrate

Directions: Label the CVCe word. Write a matching story. Illustrate the story.

A line drawing of a cat in a pouncing position, chasing a butterfly. Below the illustration are three horizontal lines for writing: a solid top line, a dashed middle line, and a solid bottom line.

A large, empty rectangular box with a solid border, intended for drawing a story related to the CVCe word.

Name:

Label, Write, Illustrate

Directions: Label the CVCe word. Write a matching story. Illustrate the story.



A simple line drawing of a whale, shown in profile facing right. It has a small dorsal fin, a tail, and a smiling mouth. Below the whale are three horizontal lines for writing: a solid top line, a dashed middle line, and a solid bottom line.


A large, empty rectangular box with a black border, intended for the student to draw a picture related to the word they label.

Four sets of horizontal handwriting lines, each consisting of a solid top line, a dashed middle line, and a solid bottom line, spaced evenly down the page for writing practice.

Name: _____

Label, Write, Illustrate

Directions: Label the CVCe word. Write a matching story. Illustrate the story.



Large empty rectangular box for drawing an illustration.

Four sets of horizontal writing lines, each consisting of a solid top line, a dashed middle line, and a solid bottom line.

Name: _____

Label, Write, Illustrate

Directions: Label the CVCe word. Write a matching story. Illustrate the story.



A whiteboard on a stand with a grid pattern. A star is drawn on the grid. Below the whiteboard are three horizontal lines for writing: a solid top line, a dashed middle line, and a solid bottom line.



A large, empty rectangular box intended for the student to draw an illustration related to their story.

Four sets of horizontal writing lines, each consisting of a solid top line, a dashed middle line, and a solid bottom line, providing space for the student to write their story.

Name: _____

Label, Write, Illustrate

Directions: Label the CVCe word. Write a matching story. Illustrate the story.




Four sets of horizontal writing lines, each consisting of a solid top line, a dashed middle line, and a solid bottom line, spanning the width of the page.

Name: _____

Label, Write, Illustrate

Directions: Label the CVCe word. Write a matching story. Illustrate the story.






Large empty rectangular box for drawing an illustration.

Four sets of horizontal writing lines, each consisting of a solid top line, a dashed middle line, and a solid bottom line.

Name: _____

Label, Write, Illustrate

Directions: Label the CVCe word. Write a matching story. Illustrate the story.




Four sets of horizontal writing lines, each consisting of a solid top line, a dashed middle line, and a solid bottom line, for practicing writing.

Name: _____

Label, Write, Illustrate

Directions: Label the CVCe word. Write a matching story. Illustrate the story.



Large empty rectangular box for drawing an illustration.

Four sets of horizontal writing lines, each consisting of a solid top line, a dashed middle line, and a solid bottom line.

Name:

Label, Write, Illustrate



Directions: Label the CVCe word. Write a matching story. Illustrate the story.



Name: _____

Label, Write, Illustrate

Directions: Label the CVCe word. Write a matching story. Illustrate the story.




Four sets of handwriting practice lines, each consisting of a solid top line, a dashed middle line, and a solid bottom line.

Name: _____

Label, Write, Illustrate

Directions: Label the CVCe word. Write a matching story. Illustrate the story.





Large empty rectangular box for drawing an illustration.

Four sets of horizontal writing lines, each consisting of a solid top line, a dashed middle line, and a solid bottom line.

Name: _____

Label, Write, Illustrate



Directions: Label the CVCe word. Write a matching story. Illustrate the story.



Name: _____

Label, Write, Illustrate

Directions: Label the CVCe word. Write a matching story. Illustrate the story.



Four sets of horizontal writing lines, each consisting of a solid top line, a dashed middle line, and a solid bottom line, spanning the width of the page.

Name: _____

Label, Write, Illustrate

Directions: Label the CVCe word. Write a matching story. Illustrate the story.





Large empty rectangular box for drawing an illustration.

Four sets of horizontal writing lines, each consisting of a solid top line, a dashed middle line, and a solid bottom line.

Name: _____

Label, Write, Illustrate

Directions: Label the CVCe word. Write a matching story. Illustrate the story.



Four sets of handwriting practice lines, each consisting of a solid top line, a dashed middle line, and a solid bottom line.

Name: _____

Label, Write, Illustrate

Directions: Label the CVCe word. Write a matching story. Illustrate the story.



A collection of space-themed line drawings: a globe of Earth with continents, a planet with a ring (Saturn), two smaller planets with craters, and several five-pointed stars. Below the illustrations are three horizontal lines for writing: a solid top line, a dashed middle line, and a solid bottom line.

A large, empty rectangular box with a solid border, intended for the student to draw a picture related to their story.

Four sets of horizontal writing lines, each consisting of a solid top line, a dashed middle line, and a solid bottom line, spaced evenly down the page for writing a story.

Name: _____

Label, Write, Illustrate

Directions: Label the CVCe word. Write a matching story. Illustrate the story.


A line drawing of a cylinder lying on its side with two dice next to it. Below the illustration are three horizontal lines for writing: a solid top line, a dashed middle line, and a solid bottom line.

A large, empty rectangular box with a black border, intended for the student to draw a picture related to their story.

Name: _____

Label, Write, Illustrate

Directions: Label the CVCe word. Write a matching story. Illustrate the story.



Large empty rectangular box for drawing an illustration.

Four sets of horizontal writing lines, each consisting of a solid top line, a dashed middle line, and a solid bottom line.

Name: _____

Label, Write, Illustrate

Directions: Label the CVCe word. Write a matching story. Illustrate the story.



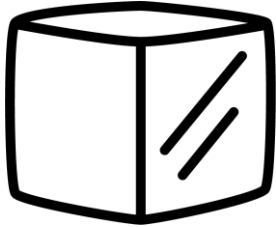
Large empty rectangular box for drawing an illustration related to the story.

Four sets of horizontal writing lines, each consisting of a solid top line, a dashed middle line, and a solid bottom line.

Name:

Label, Write, Illustrate

Directions: Label the CVCe word. Write a matching story. Illustrate the story.





Large empty rectangular box for drawing an illustration.

Four sets of horizontal writing lines, each consisting of a solid top line, a dashed middle line, and a solid bottom line.

Name: _____

Label, Write, Illustrate

Directions: Label the CVCe word. Write a matching story. Illustrate the story.



Four sets of handwriting lines, each consisting of a solid top line, a dashed middle line, and a solid bottom line.

Name: _____

Label, Write, Illustrate

Directions: Label the CVCe word. Write a matching story. Illustrate the story.



Large empty rectangular box for drawing an illustration related to the word 'pancake'.

Four sets of horizontal writing lines, each consisting of a solid top line, a dashed middle line, and a solid bottom line, for practicing writing a story.

Name:

Label, Write, Illustrate

Directions: Label the CVCe word. Write a matching story. Illustrate the story.

A large, simple outline drawing of a nose, centered in the left-hand box.

A large, empty rectangular box on the right side of the page, intended for writing a story and drawing an illustration.

Name: _____

Label, Write, Illustrate

Directions: Label the ending word. Write a matching story. Illustrate the story.





Large empty rectangular box for drawing an illustration.

Four sets of horizontal writing lines, each consisting of a solid top line, a dashed middle line, and a solid bottom line.

Name: _____

Label, Write, Illustrate

Directions: Label the ending word. Write a matching story. Illustrate the story.





Four sets of horizontal writing lines, each consisting of a solid top line, a dashed middle line, and a solid bottom line, spanning the width of the page.

Name:

Label, Write, Illustrate

Directions: Label the ending word. Write a matching story. Illustrate the story.


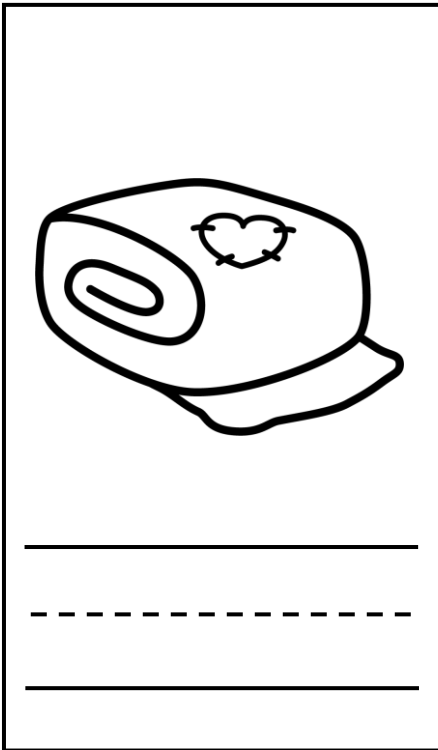


Four sets of horizontal writing lines, each consisting of a solid top line, a dashed middle line, and a solid bottom line.

Name: _____

Label, Write, Illustrate

Directions: Label the ending word. Write a matching story. Illustrate the story.





Four sets of horizontal writing lines, each consisting of a solid top line, a dashed middle line, and a solid bottom line, spanning the width of the page.

Name:

Label, Write, Illustrate

Directions: Label the ending word. Write a matching story. Illustrate the story.



Four sets of horizontal writing lines, each consisting of a solid top line, a dashed middle line, and a solid bottom line, for practicing writing.

Name:

Label, Write, Illustrate

Directions: Label the ending word. Write a matching story. Illustrate the story.



A line drawing of a young boy with short hair, smiling and sitting at a desk. He has his hands clasped in front of him. On the desk are a pencil and a sheet of paper. Below the illustration are three horizontal lines for writing: a solid top line, a dashed middle line, and a solid bottom line.


A large, empty rectangular box intended for the student to draw an illustration or write a story.

Four sets of horizontal writing lines, each consisting of a solid top line, a dashed middle line, and a solid bottom line, spaced evenly down the page.

Name:

Label, Write, Illustrate

Directions: Label the ending word. Write a matching story. Illustrate the story.



Large empty rectangular box for drawing an illustration.

Four sets of horizontal writing lines, each consisting of a solid top line, a dashed middle line, and a solid bottom line.

Name:

Label, Write, Illustrate

Directions: Label the ending word. Write a matching story. Illustrate the story.



A line drawing of a hand holding a small bee. The hand is shown from the wrist down, with fingers curled around the bee. The bee is positioned near the thumb and index finger. Below the illustration are three horizontal lines for writing: a solid top line, a dashed middle line, and a solid bottom line.


A large, empty rectangular box with a solid border, intended for the student to draw a story related to the bee illustration.

Four sets of horizontal handwriting lines. Each set consists of a solid top line, a dashed middle line, and a solid bottom line, providing space for the student to write a story.

Name: _____

Label, Write, Illustrate

Directions: Label the ending word. Write a matching story. Illustrate the story.



Large empty rectangular box for drawing an illustration.

Four sets of horizontal writing lines, each consisting of a solid top line, a dashed middle line, and a solid bottom line.

Name:

Label, Write, Illustrate

Directions: Label the ending word. Write a matching story. Illustrate the story.



A line drawing of a young boy with curly hair, smiling, and holding a large pot with a lid. Below the illustration are three horizontal lines for writing: a solid top line, a dashed middle line, and a solid bottom line.



A large, empty rectangular box intended for the student to draw an illustration related to their story.

Four sets of horizontal handwriting lines, each consisting of a solid top line, a dashed middle line, and a solid bottom line, spaced evenly down the page for writing practice.

Name: _____

Label, Write, Illustrate

Directions: Label the r-control word. Write a matching story. Illustrate the story.




Four sets of horizontal writing lines, each consisting of a solid top line, a dashed middle line, and a solid bottom line, spanning the width of the page.

Name: _____

Label, Write, Illustrate

Directions: Label the r-control word. Write a matching story. Illustrate the story.





Large empty rectangular box for writing a story.

Four sets of handwriting lines, each consisting of a solid top line, a dashed middle line, and a solid bottom line.

Name: _____

Label, Write, Illustrate

Directions: Label the r-control word. Write a matching story. Illustrate the story.



Four sets of horizontal writing lines, each consisting of a solid top line, a dashed middle line, and a solid bottom line, spanning the width of the page.

Name:

Label, Write, Illustrate

Directions: Label the r-control word. Write a matching story. Illustrate the story.



A line drawing of two children, a girl on the left and a boy on the right, kneeling on the floor and playing with a teddy bear. The girl has pigtails and the boy has short hair. Below the illustration are three horizontal lines for writing: a solid top line, a dashed middle line, and a solid bottom line.


A large, empty rectangular box with a solid border, intended for the student to draw a picture related to their story.

Four sets of horizontal writing lines, each consisting of a solid top line, a dashed middle line, and a solid bottom line, spaced evenly down the page for writing a story.

Name:

Label, Write, Illustrate

Directions: Label the r-control word. Write a matching story. Illustrate the story.




Large empty rectangular box for drawing or writing.

Handwriting practice lines consisting of four sets of three horizontal lines (top solid, middle dashed, bottom solid).

Name: _____

Label, Write, Illustrate

Directions: Label the r-control word. Write a matching story. Illustrate the story.





Large empty rectangular box for drawing an illustration.

Four sets of horizontal writing lines, each consisting of a solid top line, a dashed middle line, and a solid bottom line.

Name: _____

Label, Write, Illustrate

Directions: Label the r-control word. Write a matching story. Illustrate the story.



Large empty rectangular box for drawing an illustration.

Four sets of horizontal writing lines, each consisting of a solid top line, a dashed middle line, and a solid bottom line.

Name:

Label, Write, Illustrate

Directions: Label the r-control word. Write a matching story. Illustrate the story.



A line drawing of a young boy with curly hair, wearing a t-shirt. He is pointing his right index finger upwards and holding a small flag in his left hand. Below the illustration are three horizontal lines for writing: a solid top line, a dashed middle line, and a solid bottom line.



A large, empty rectangular box intended for the student to draw an illustration related to their story.

Four sets of horizontal writing lines, each consisting of a solid top line, a dashed middle line, and a solid bottom line, spaced vertically down the page.

Name: _____

Label, Write, Illustrate

Directions: Label the r-control word. Write a matching story. Illustrate the story.



Four sets of horizontal writing lines, each consisting of a solid top line, a dashed middle line, and a solid bottom line, spanning the width of the page.

Name:

Label, Write, Illustrate

Directions: Label the silent sound word. Write a matching story. Illustrate the story.

A line drawing of a hand holding a pencil, positioned as if writing on a window pane. The window has a grid pattern.

Large empty rectangular box for writing a story or labeling.

Four sets of horizontal writing lines, each consisting of a solid top line, a dashed middle line, and a solid bottom line.

Name: _____

Label, Write, Illustrate

Directions: Label the silent sound word. Write a matching story. Illustrate the story.



Large empty rectangular box for drawing an illustration.

Four sets of horizontal writing lines, each consisting of a solid top line, a dashed middle line, and a solid bottom line.

Name: _____

Label, Write, Illustrate

Directions: Label the silent sound word. Write a matching story. Illustrate the story.

A line drawing showing a hand holding a pen and writing on a card. To the left of the card is an envelope. Below the illustration are three horizontal lines for writing: a solid top line, a dashed middle line, and a solid bottom line.

A large, empty rectangular box with a solid border, intended for the student to draw an illustration related to their story.

Name: _____

Label, Write, Illustrate

Directions: Label the silent sound word. Write a matching story. Illustrate the story.

A simple line drawing of a comb, tilted diagonally.


Large empty rectangular box for writing a story.

Four sets of horizontal writing lines, each consisting of a solid top line, a dashed middle line, and a solid bottom line.

Name:

Label, Write, Illustrate

Directions: Label the vowel variant word. Write a matching story. Illustrate the story.




Large empty rectangular box for drawing an illustration.

Four sets of horizontal writing lines, each consisting of a solid top line, a dashed middle line, and a solid bottom line.

Name:

Label, Write, Illustrate

Directions: Label the vowel variant word. Write a matching story. Illustrate the story.



Three horizontal lines for writing: a solid top line, a dashed middle line, and a solid bottom line.



A large empty rectangular box for drawing an illustration.

Four sets of horizontal writing lines, each consisting of a solid top line, a dashed middle line, and a solid bottom line.

Name: _____

Label, Write, Illustrate

Directions: Label the vowel variant word. Write a matching story. Illustrate the story.



Four sets of horizontal writing lines, each consisting of a solid top line, a dashed middle line, and a solid bottom line, providing space for the student to write their story.

Name: _____

Label, Write, Illustrate

Directions: Label the vowel variant word. Write a matching story. Illustrate the story.



A line drawing of a female teacher with curly hair, wearing a long-sleeved shirt, holding a marker and pointing towards a whiteboard. Below the illustration are three horizontal lines for writing: a solid top line, a dashed middle line, and a solid bottom line.


A large, empty rectangular box intended for the student to draw an illustration related to their story.

Four sets of horizontal writing lines, each consisting of a solid top line, a dashed middle line, and a solid bottom line, for writing the story.

Name:

Label, Write, Illustrate

Directions: Label the vowel variant word. Write a matching story. Illustrate the story.



Large empty rectangular box for drawing or writing.

Four sets of horizontal writing lines, each consisting of a solid top line, a dashed middle line, and a solid bottom line.

Name:

Label, Write, Illustrate

Directions: Label the vowel variant word. Write a matching story. Illustrate the story.

A simple line drawing of a sheep, facing forward, with a fluffy, cloud-like woolly body and a small tuft on its head. It has four legs with small hooves.

Blank space for writing a story.

Four sets of handwriting lines, each consisting of a solid top line, a dashed middle line, and a solid bottom line.

Name:

Label, Write, Illustrate

Directions: Label the vowel variant word. Write a matching story. Illustrate the story.



Large empty rectangular box for drawing an illustration.

Four sets of horizontal writing lines, each consisting of a solid top line, a dashed middle line, and a solid bottom line.

Name: _____

Label, Write, Illustrate

Directions: Label the vowel variant word. Write a matching story. Illustrate the story.




Large empty rectangular box for drawing an illustration.

Four sets of horizontal writing lines, each consisting of a solid top line, a dashed middle line, and a solid bottom line.

Name:

Label, Write, Illustrate

Directions: Label the vowel variant word. Write a matching story. Illustrate the story.



Large empty rectangular box for drawing an illustration.

Four sets of horizontal writing lines, each consisting of a solid top line, a dashed middle line, and a solid bottom line.

Name:

Label, Write, Illustrate

Directions: Label the vowel variant word. Write a matching story. Illustrate the story.

A line drawing of a bar of soap on a soap dish, with three bubbles rising from it.

Large empty rectangular box for writing a story.

Four sets of horizontal writing lines, each consisting of a solid top line, a dashed middle line, and a solid bottom line.

Name: _____

Label, Write, Illustrate

Directions: Label the vowel variant word. Write a matching story. Illustrate the story.

A line drawing of a sailboat with a single sail that has several circles on it, floating on wavy lines representing water.

Name:

Label, Write, Illustrate

Directions: Label the vowel variant word. Write a matching story. Illustrate the story.



Large empty rectangular box for drawing an illustration.

Four sets of horizontal writing lines, each consisting of a solid top line, a dashed middle line, and a solid bottom line.

Name: _____

Label, Write, Illustrate

Directions: Label the vowel variant word. Write a matching story. Illustrate the story.

A simple line drawing of a paper cup filled with french fries. Below the cup are three horizontal lines for labeling: a solid top line, a dashed middle line, and a solid bottom line.

A large, empty rectangular box with a black border, intended for drawing a story related to the word.

Name: _____

Label, Write, Illustrate

Directions: Label the vowel variant word. Write a matching story. Illustrate the story.





Large empty rectangular box for writing a story or drawing an illustration.

Four sets of horizontal writing lines, each consisting of a solid top line, a dashed middle line, and a solid bottom line, spanning the width of the page.

Name:

Label, Write, Illustrate

Directions: Label the vowel variant word. Write a matching story. Illustrate the story.




Four sets of horizontal writing lines, each consisting of a solid top line, a dashed middle line, and a solid bottom line, spanning the width of the page.

Name: _____

Label, Write, Illustrate

Directions: Label the vowel variant word. Write a matching story. Illustrate the story.



Large empty rectangular box for drawing or writing.

Four sets of horizontal writing lines, each consisting of a solid top line, a dashed middle line, and a solid bottom line.

Name: _____

Label, Write, Illustrate

Directions: Label the vowel variant word. Write a matching story. Illustrate the story.



Large empty rectangular box for drawing an illustration.

Four sets of horizontal writing lines, each consisting of a solid top line, a dashed middle line, and a solid bottom line.

Name:

Label, Write, Illustrate

Directions: Label the vowel variant word. Write a matching story. Illustrate the story.



A line drawing of a sofa with two armrests, each featuring a small circular detail. Below the sofa are three horizontal lines for labeling: a solid top line, a dashed middle line, and a solid bottom line.


A large, empty rectangular box intended for the student to draw an illustration related to the story they write.

Four sets of horizontal writing lines, each consisting of a solid top line, a dashed middle line, and a solid bottom line, providing space for the student to write their story.

Name:

Label, Write, Illustrate

Directions: Label the vowel variant word. Write a matching story. Illustrate the story.



A line drawing of a cow with spots, facing forward. Below the cow are three horizontal lines for labeling: a solid top line, a dashed middle line, and a solid bottom line.

A large empty rectangular box for writing a story, with a circular icon of a crayon in the top right corner.

Four sets of handwriting practice lines, each consisting of a solid top line, a dashed middle line, and a solid bottom line.

Name: _____

Label, Write, Illustrate

Directions: Label the vowel variant word. Write a matching story. Illustrate the story.

A simple line drawing of a young boy's face and upper torso. He has short, wavy hair, freckles, and a wide smile. He is wearing a t-shirt.


Large empty rectangular box for writing a story or drawing an illustration.

Four sets of horizontal writing lines, each consisting of a solid top line, a dashed middle line, and a solid bottom line, for practicing handwriting.

Name: _____

Label, Write, Illustrate

Directions: Label the vowel variant word. Write a matching story. Illustrate the story.





Large empty rectangular box for drawing an illustration.

Four sets of horizontal writing lines, each consisting of a solid top line, a dashed middle line, and a solid bottom line.

Name:

Label, Write, Illustrate

Directions: Label the vowel variant word. Write a matching story. Illustrate the story.



Four sets of horizontal writing lines, each consisting of a solid top line, a dashed middle line, and a solid bottom line, spanning the width of the page.

Name:

Label, Write, Illustrate

Directions: Label the vowel variant word. Write a matching story. Illustrate the story.



A line drawing of a notepad with a ribbon bookmark sticking out of the top. Below the notepad are three horizontal lines for writing: a solid top line, a dashed middle line, and a solid bottom line.

A large, empty rectangular box intended for the student to draw an illustration related to their story.

Four sets of horizontal handwriting lines, each consisting of a solid top line, a dashed middle line, and a solid bottom line, spanning the width of the page for writing practice.



This packet is the property of Tara West and is protected through copyright and trademark registrations. All rights reserved.

No part of this digital download may be reproduced electronically, shared without additional licenses, or placed on the internet for others to access without the prior permission from the publisher, Tara West.

If you are a school district using this download as curriculum for more than one teacher an additional school license will need to be purchased.

The clipart images are intellectual property of Laura Strickland of Whimsy Clips.

Contact Information

Email: littlemindsatworkLLC@gmail.com

Website: www.littlemindsatwork.org

Store: <http://www.teacherspayteachers.com/Store/Tara-West>