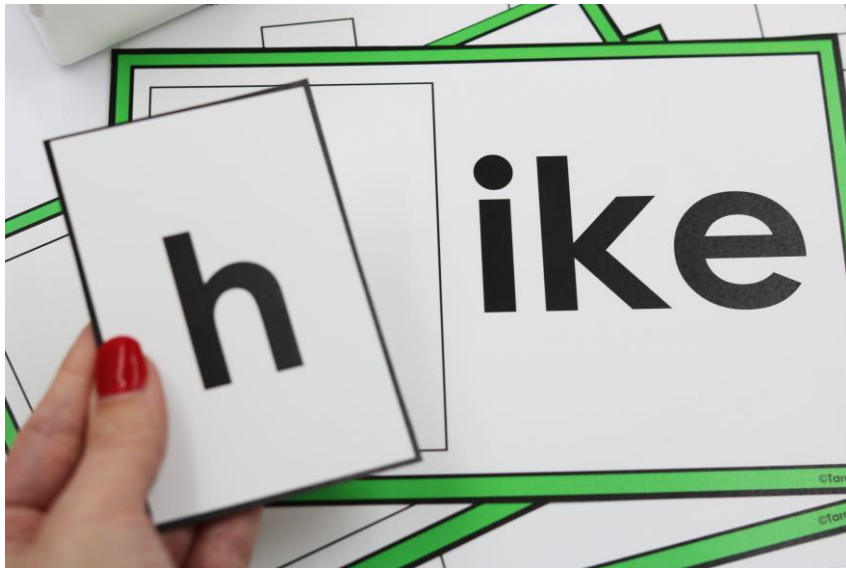



Guided Phonics + Beyond Rime Builders


Thanks so much for downloading my free Guided Phonics + Beyond Rime Builders packet. This packet is designed to offer an engaging and FUN way to explore onset and rime across a variety of phonics skills! This packet can be as an in-class phonics lesson, small-group learning, or used as supplemental literacy center. The students will match multiple onsets (letter cards) to the rime mats. If using for an independent ELA center, you can add in the corresponding recording sheet for accountability.




If you have any additional questions as always, feel free to email me at littlemindsatworkllc@gmail.com, follow me on [Facebook](#), or visit my blog, [Little Minds at Work](#).




arm




orb




o o




o o



an




ap




ot




ed




e s




e n




et




id




ig




in




it




oo




or




ot




o b




u b




ug




um




un



ut




ish




ash




ath




ock




ick




uck




dve




ate




ase




are




ake




ide




ike




ine




ipe




ire




ive




ime




oke




ole




one




ose




ove




ote



amp




ard




ail




ant




ell




ernd




est




iii




ing




ink




ung




unk




aid




ail




ang




ank




day




eat




eak




eed




ee




ee




eet




ight




ind




odd




old



oat



ow



oon

a

b

c

d

e

f

g

h

i

j

k

l

m

n

o

p

q

r

s

t

u

v

w

x

y

z

th

sh

ch

Name: _____



Directions: Record the onset and rime.
