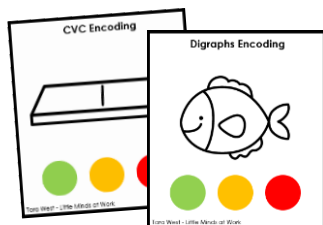


A NOTE FROM TARA WEST

This is a comprehensive and phonics-based set of encoding free downloads including instructional cards and printables. Choose from a variety of resources to implement into your phonics lessons, small-group lessons, writing lessons, or as an independent phonics center. This free download includes (5) encoding resources. If you have questions about this packet, reach out to me directly at littlemindsatworkLLC@gmail.com
Word lists found at the back of this download.

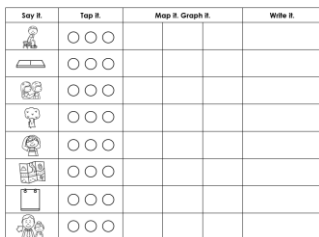


Freebie #1



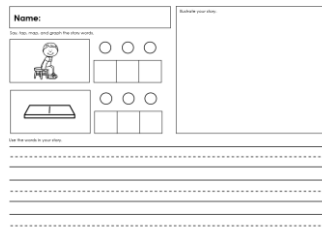
Each card displays the phonics skill, includes an image, and has color-coded dots indicating sounds: green for the beginning sound, yellow for the medial sound, and red for the final sound. These cards are useful for practicing word segmentation and spelling in both whole-group and small-group settings.

Freebie #2



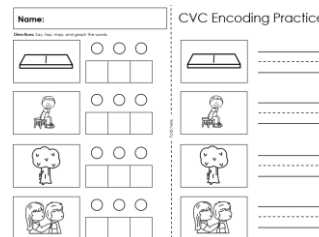
These sheets offer all-in-one resource for paper-and-pencil encoding. Students will say the word, tap out the sounds, map the sounds, write the graphemes in each box, and then spell the word. These worksheets are versatile and can be used in whole-group instruction, small-group activities, or as an independent center.

Freebie #3



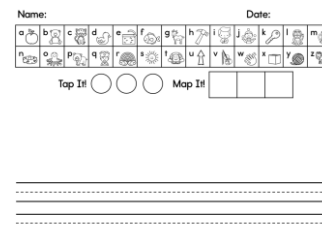
These sheets provide a differentiated approach to integrating encoding and writing skills. Students will say the words, tap the sounds, map the sounds, and write the words. They will then use these words to create a story and illustrate it with a picture. These worksheets can be used in whole-group or as a learning center.

Freebie #4



These sheets offer an interactive and engaging method for practicing encoding. The activity begins with the paper folded. Students will say the word, tap and map the sounds, then flip the folded page to write each word. These sheets are perfect for whole-group or as a phonics center.

Freebie #5





These open-ended sheets are designed to support writing through interactive phonics practice. Built-in dots allow students to tap out the sounds in a word, while sound boxes enable them to map the sounds using manipulatives. Both the dots and sound boxes can be utilized throughout their writing for immediate and meaningful application.

CVC Encoding




Tara West - Little Minds at Work

CVC Encoding





Tara West - Little Minds at Work

CVC Encoding



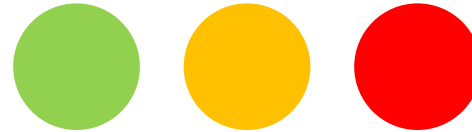
Tara West - Little Minds at Work

CVC Encoding





Tara West - Little Minds at Work

CVC Encoding





Tara West - Little Minds at Work

CVC Encoding





Tara West - Little Minds at Work

CVC Encoding



Tara West - Little Minds at Work

CVC Encoding




Tara West - Little Minds at Work

CVC Encoding




Tara West - Little Minds at Work

CVC Encoding




Tara West - Little Minds at Work

CVC Encoding



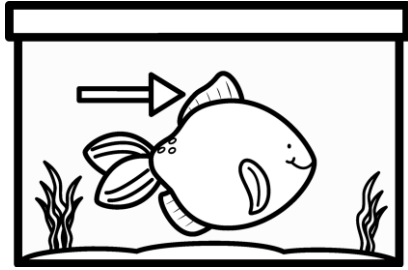
Tara West - Little Minds at Work

CVC Encoding





Tara West - Little Minds at Work

CVC Encoding




Tara West - Little Minds at Work

CVC Encoding





Tara West - Little Minds at Work

CVC Encoding





Tara West - Little Minds at Work

CVC Encoding





Tara West - Little Minds at Work

CVC Encoding




Tara West - Little Minds at Work

CVC Encoding



Tara West - Little Minds at Work

CVC Encoding



Tara West - Little Minds at Work

CVC Encoding





Tara West - Little Minds at Work

CVC Encoding




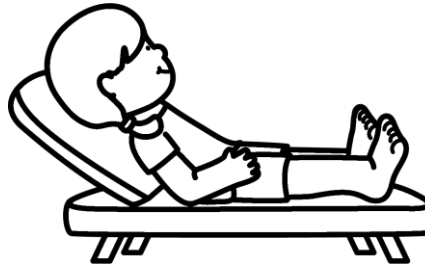
Tara West - Little Minds at Work

CVC Encoding




Tara West - Little Minds at Work

CVC Encoding




Tara West - Little Minds at Work

CVC Encoding




Tara West - Little Minds at Work

CVC Encoding



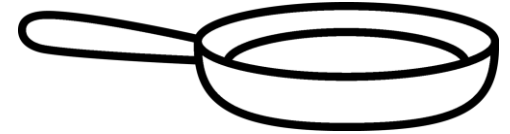
Tara West - Little Minds at Work

CVC Encoding




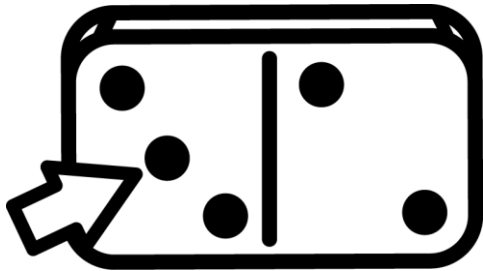
Tara West - Little Minds at Work

CVC Encoding





Tara West - Little Minds at Work

CVC Encoding





Tara West - Little Minds at Work

CVC Encoding




Tara West - Little Minds at Work

CVC Encoding





Tara West - Little Minds at Work

CVC Encoding




Tara West - Little Minds at Work

CVC Encoding




Tara West - Little Minds at Work

CVC Encoding





Tara West - Little Minds at Work

CVC Encoding




Tara West - Little Minds at Work

CVC Encoding



Tara West - Little Minds at Work

CVC Encoding




Tara West - Little Minds at Work

CVC Encoding




Tara West - Little Minds at Work

CVC Encoding




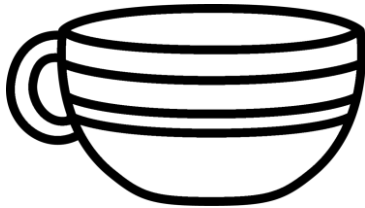
Tara West - Little Minds at Work

CVC Encoding





Tara West - Little Minds at Work

CVC Encoding





Tara West - Little Minds at Work

CVC Encoding




Tara West - Little Minds at Work

CVC Encoding




Tara West - Little Minds at Work

CVC Encoding




Tara West - Little Minds at Work

CVC Encoding





Tara West - Little Minds at Work

CVC Encoding





Tara West - Little Minds at Work

CVC Encoding





Tara West - Little Minds at Work

CVC Encoding



Tara West - Little Minds at Work

CVC Encoding



Tara West - Little Minds at Work

CVC Encoding




Tara West - Little Minds at Work

CVC Encoding




Tara West - Little Minds at Work

CVC Encoding




Tara West - Little Minds at Work

CVC Encoding




Tara West - Little Minds at Work

CVC Encoding



Tara West - Little Minds at Work

CVC Encoding





Tara West - Little Minds at Work

CVC Encoding



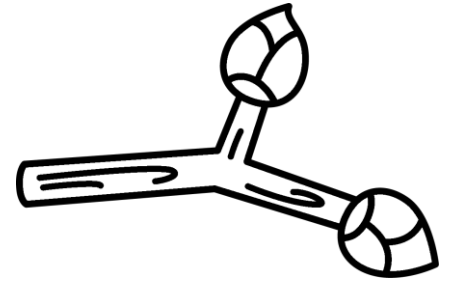
Tara West - Little Minds at Work

CVC Encoding





Tara West - Little Minds at Work

CVC Encoding




Tara West - Little Minds at Work

CVC Encoding




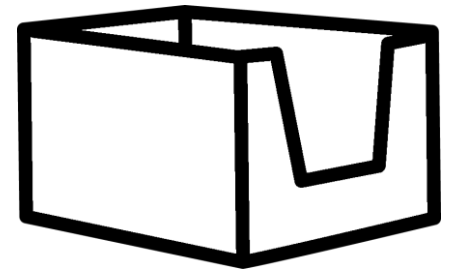
Tara West - Little Minds at Work

CVC Encoding



Tara West - Little Minds at Work

CVC Encoding





Tara West - Little Minds at Work

CVC Encoding



Tara West - Little Minds at Work

CVC Encoding




Tara West - Little Minds at Work

CVC Encoding




Tara West - Little Minds at Work

CVC Encoding





Tara West - Little Minds at Work

CVC Encoding



Tara West - Little Minds at Work

CVC Encoding





Tara West - Little Minds at Work

CVC Encoding




Tara West - Little Minds at Work

CVC Encoding





Tara West - Little Minds at Work

CVC Encoding




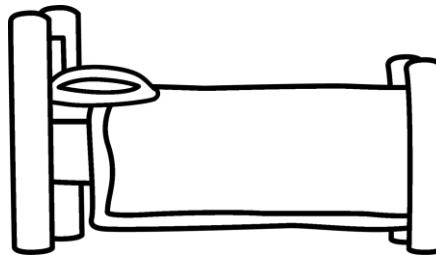
Tara West - Little Minds at Work

CVC Encoding




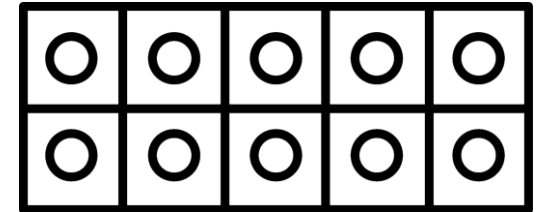
Tara West - Little Minds at Work

CVC Encoding



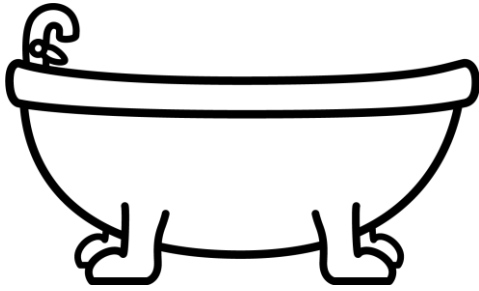
Tara West - Little Minds at Work

CVC Encoding





Tara West - Little Minds at Work

CVC Encoding





Tara West - Little Minds at Work

CVC Encoding





Tara West - Little Minds at Work

CVC Encoding




Tara West - Little Minds at Work

CVC Encoding



Tara West - Little Minds at Work

CVC Encoding




Tara West - Little Minds at Work

CVC Encoding




Tara West - Little Minds at Work

CVC Encoding




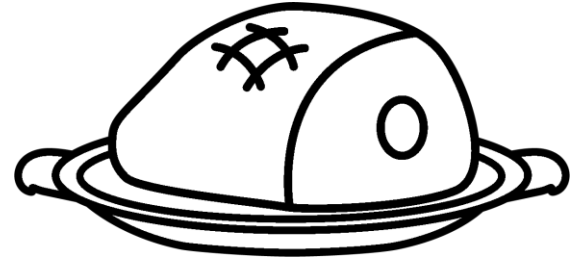
Tara West - Little Minds at Work

CVC Encoding




Tara West - Little Minds at Work

CVC Encoding




Tara West - Little Minds at Work

CVC Encoding




Tara West - Little Minds at Work

CVC Encoding



Tara West - Little Minds at Work

CVC Encoding




Tara West - Little Minds at Work

CVC Encoding



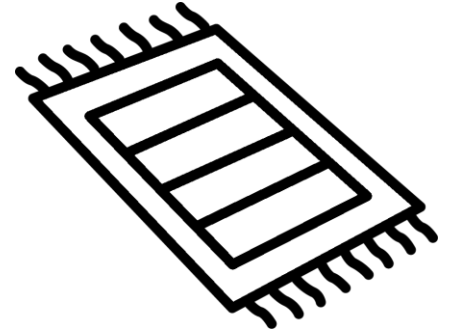
Tara West - Little Minds at Work

CVC Encoding





Tara West - Little Minds at Work

CVC Encoding




Tara West - Little Minds at Work

CVC Encoding





Tara West - Little Minds at Work

CVC Encoding




Tara West - Little Minds at Work

CVC Encoding




Tara West - Little Minds at Work

CVC Encoding




Tara West - Little Minds at Work

CVC Encoding




Tara West - Little Minds at Work

CVC Encoding





Tara West - Little Minds at Work

CVC Encoding




Tara West - Little Minds at Work

CVC Encoding




Tara West - Little Minds at Work

CVC Encoding




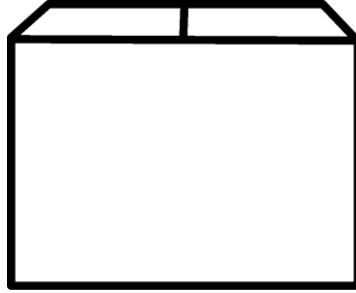
Tara West - Little Minds at Work

CVC Encoding



Tara West - Little Minds at Work

CVC Encoding




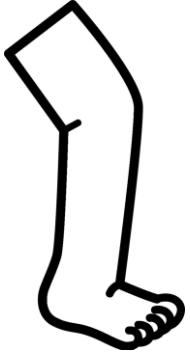
Tara West - Little Minds at Work

CVC Encoding





Tara West - Little Minds at Work

CVC Encoding





Tara West - Little Minds at Work

CVC Encoding



Tara West - Little Minds at Work

CVC Encoding





Tara West - Little Minds at Work

CVC Encoding




Tara West - Little Minds at Work

CVC Encoding





Tara West - Little Minds at Work

CVC Encoding




Tara West - Little Minds at Work

CVC Encoding




Tara West - Little Minds at Work

CVC Encoding




Tara West - Little Minds at Work

CVC Encoding





Tara West - Little Minds at Work

CVC Encoding




Tara West - Little Minds at Work

CVC Encoding




Tara West - Little Minds at Work

CVC Encoding



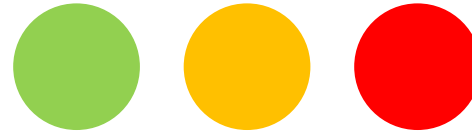
Tara West - Little Minds at Work

CVC Encoding



Tara West - Little Minds at Work

CVC Encoding




Tara West - Little Minds at Work

CVC Encoding




Tara West - Little Minds at Work

CVC Encoding



Tara West - Little Minds at Work

CVC Encoding





Tara West - Little Minds at Work

CVC Encoding





Tara West - Little Minds at Work

CVC Encoding




Tara West - Little Minds at Work

CVC Encoding




Tara West - Little Minds at Work

CVC Encoding




Tara West - Little Minds at Work

CVC Encoding




Tara West - Little Minds at Work

CVC Encoding




Tara West - Little Minds at Work

CVC Encoding




Tara West - Little Minds at Work

CVC Encoding




Tara West - Little Minds at Work

Digraphs Encoding



Tara West - Little Minds at Work

Digraphs Encoding





Tara West - Little Minds at Work

Digraphs Encoding




Tara West - Little Minds at Work

Digraphs Encoding




Tara West - Little Minds at Work

Digraphs Encoding




Tara West - Little Minds at Work

Digraphs Encoding




Tara West - Little Minds at Work

Digraphs Encoding





Tara West - Little Minds at Work

Digraphs Encoding




Tara West - Little Minds at Work

Digraphs Encoding





Tara West - Little Minds at Work

Digraphs Encoding



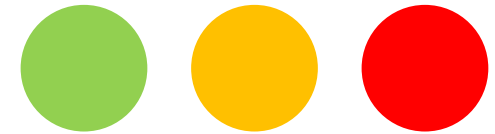

Tara West - Little Minds at Work

Digraphs Encoding



Tara West - Little Minds at Work

Digraphs Encoding



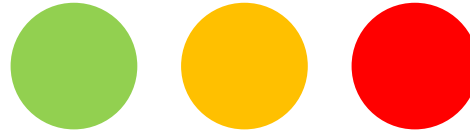

Tara West - Little Minds at Work

Digraphs Encoding



Tara West - Little Minds at Work

Digraphs Encoding





Tara West - Little Minds at Work

Digraphs Encoding



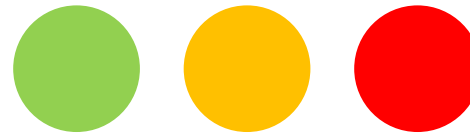

Tara West - Little Minds at Work

Digraphs Encoding




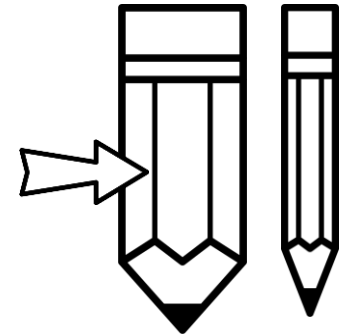
Tara West - Little Minds at Work

Digraphs Encoding




Tara West - Little Minds at Work

Digraphs Encoding



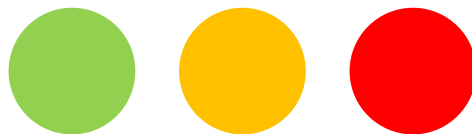
Tara West - Little Minds at Work

Digraphs Encoding



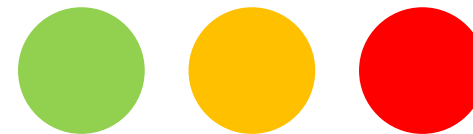
Tara West - Little Minds at Work

Digraphs Encoding



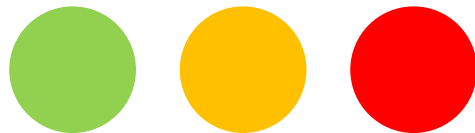
Tara West - Little Minds at Work

Digraphs Encoding



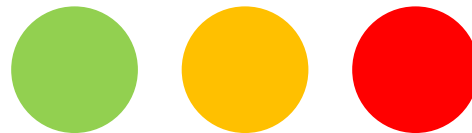

Tara West - Little Minds at Work

Digraphs Encoding





Tara West - Little Minds at Work

Digraphs Encoding




Tara West - Little Minds at Work

Digraphs Encoding



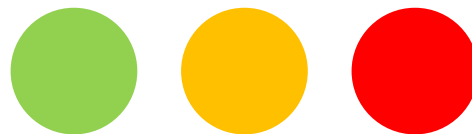
Tara West - Little Minds at Work

Digraphs Encoding




Tara West - Little Minds at Work

Digraphs Encoding



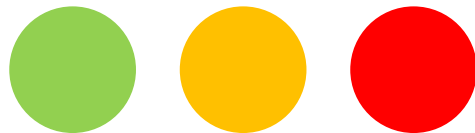

Tara West - Little Minds at Work

Digraphs Encoding



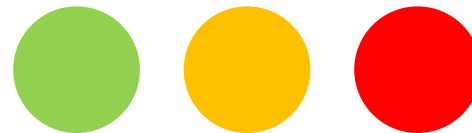
Tara West - Little Minds at Work

Digraphs Encoding





Tara West - Little Minds at Work

Digraphs Encoding




Tara West - Little Minds at Work

Digraphs Encoding




Tara West - Little Minds at Work

Double Endings Encoding





Tara West - Little Minds at Work

Double Endings Encoding



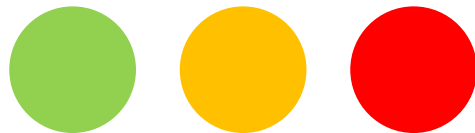
Tara West - Little Minds at Work

Double Endings Encoding



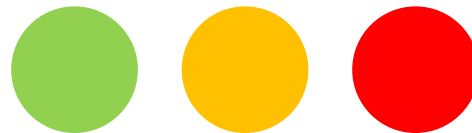

Tara West - Little Minds at Work

Double Endings Encoding





Tara West - Little Minds at Work

Double Endings Encoding



Tara West - Little Minds at Work

Double Endings Encoding



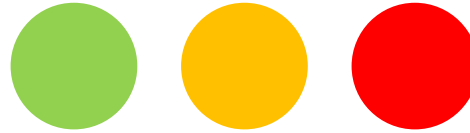

Tara West - Little Minds at Work

Double Endings Encoding




Tara West - Little Minds at Work

Double Endings Encoding




Tara West - Little Minds at Work

Double Endings Encoding



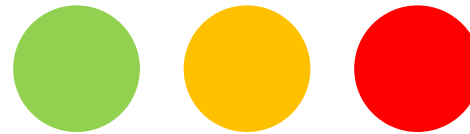

Tara West - Little Minds at Work

Double Endings Encoding



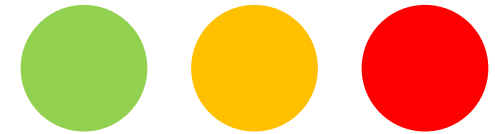

Tara West - Little Minds at Work

Double Endings Encoding



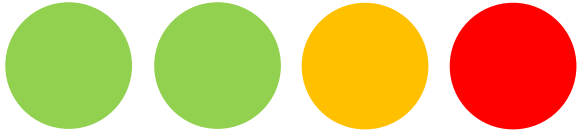

Tara West - Little Minds at Work

Double Endings Encoding



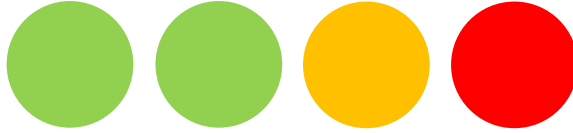
Tara West - Little Minds at Work

CCVC Encoding



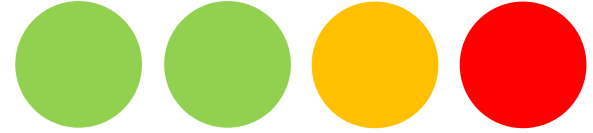

Tara West - Little Minds at Work

CCVC Encoding




Tara West - Little Minds at Work

CCVC Encoding



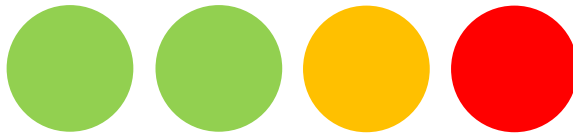

Tara West - Little Minds at Work

CCVC Encoding



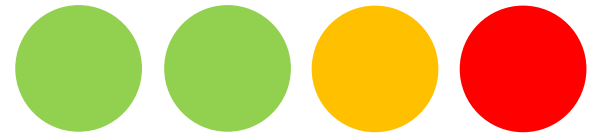

Tara West - Little Minds at Work

CCVC Encoding




Tara West - Little Minds at Work

CCVC Encoding



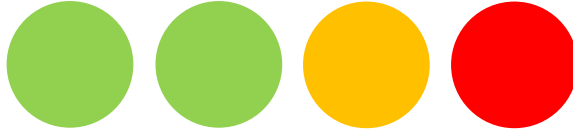

Tara West - Little Minds at Work

CCVC Encoding



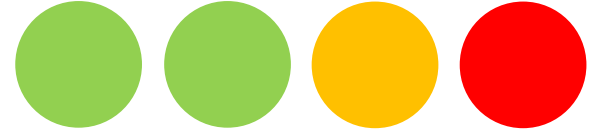

Tara West - Little Minds at Work

CCVC Encoding



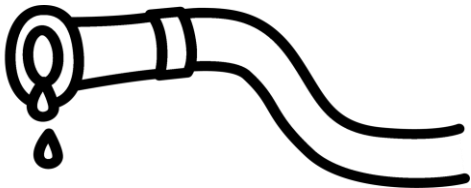
Tara West - Little Minds at Work

CCVC Encoding



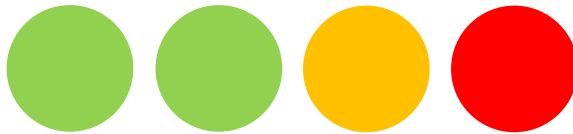
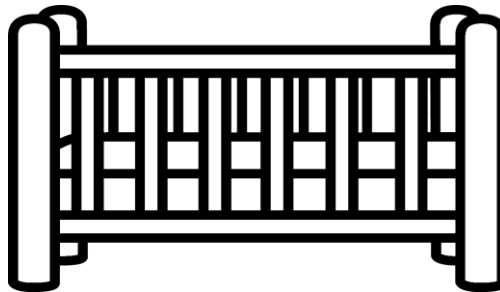
Tara West - Little Minds at Work

CCVC Encoding



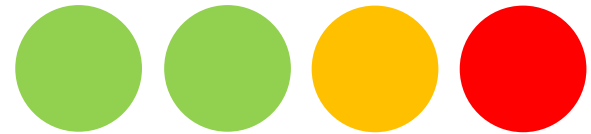
Tara West - Little Minds at Work

CCVC Encoding



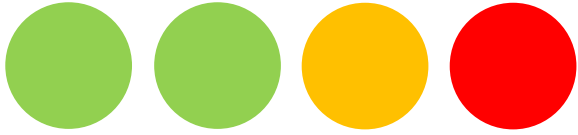
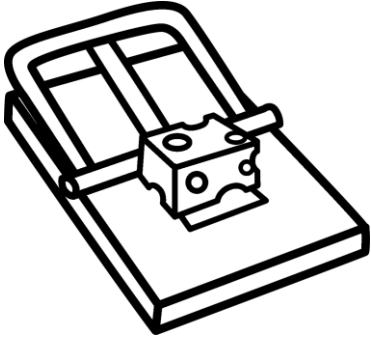
Tara West - Little Minds at Work

CCVC Encoding



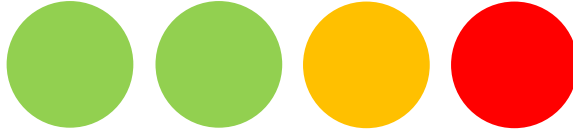
Tara West - Little Minds at Work

CCVC Encoding



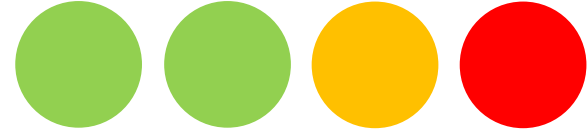

Tara West - Little Minds at Work

CCVC Encoding





Tara West - Little Minds at Work

CCVC Encoding



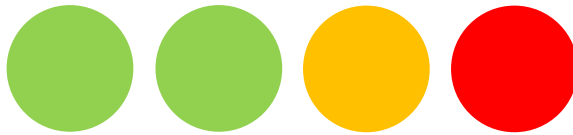
Tara West - Little Minds at Work

CCVC Encoding



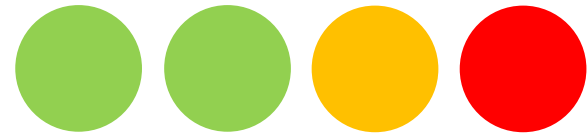

Tara West - Little Minds at Work

CCVC Encoding



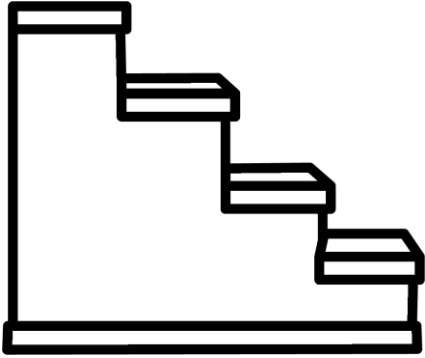
Tara West - Little Minds at Work

CCVC Encoding



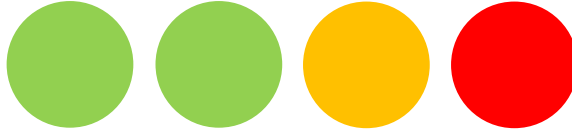
Tara West - Little Minds at Work

CCVC Encoding




Tara West - Little Minds at Work

CCVC Encoding





Tara West - Little Minds at Work

CCVC Encoding



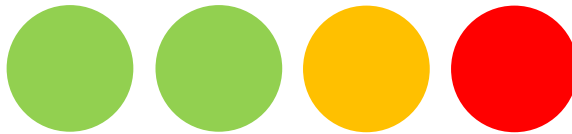
Tara West - Little Minds at Work

CCVC Encoding



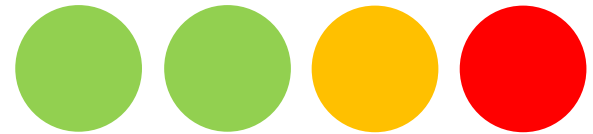
Tara West - Little Minds at Work

CCVC Encoding





Tara West - Little Minds at Work

CCVC Encoding





Tara West - Little Minds at Work

CVCE Encoding




Tara West - Little Minds at Work

CVCE Encoding




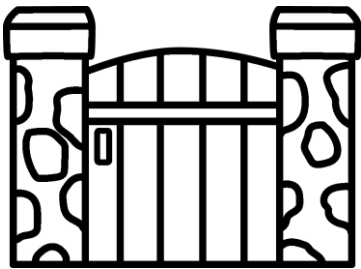
Tara West - Little Minds at Work

CVCE Encoding




Tara West - Little Minds at Work

CVCE Encoding





Tara West - Little Minds at Work

CVCE Encoding




Tara West - Little Minds at Work

CVCE Encoding




Tara West - Little Minds at Work

CVCE Encoding




Tara West - Little Minds at Work

CVCE Encoding





Tara West - Little Minds at Work

CVCE Encoding




Tara West - Little Minds at Work

CVCE Encoding




Tara West - Little Minds at Work

CVCE Encoding




Tara West - Little Minds at Work

CVCE Encoding





Tara West - Little Minds at Work

CVCE Encoding





Tara West - Little Minds at Work

CVCE Encoding




Tara West - Little Minds at Work

CVCE Encoding




Tara West - Little Minds at Work

CVCE Encoding





Tara West - Little Minds at Work

CVCE Encoding





Tara West - Little Minds at Work

CVCE Encoding





Tara West - Little Minds at Work

CVCE Encoding





Tara West - Little Minds at Work

CVCE Encoding




Tara West - Little Minds at Work

CVCE Encoding





Tara West - Little Minds at Work

CVCE Encoding




Tara West - Little Minds at Work

CVCE Encoding





Tara West - Little Minds at Work

CVCE Encoding




Tara West - Little Minds at Work

CVCE Encoding




Tara West - Little Minds at Work

CVCE Encoding




Tara West - Little Minds at Work

CVCE Encoding





Tara West - Little Minds at Work

CVCE Encoding





Tara West - Little Minds at Work

CVCE Encoding




Tara West - Little Minds at Work

CVCE Encoding




Tara West - Little Minds at Work

CVCE Encoding





Tara West - Little Minds at Work

CVCE Encoding





Tara West - Little Minds at Work

CVCE Encoding




Tara West - Little Minds at Work

CVCE Encoding




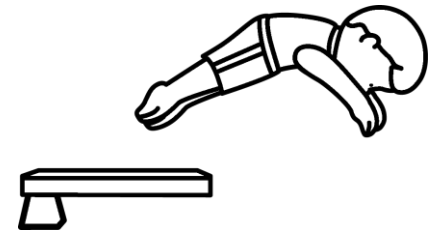
Tara West - Little Minds at Work

CVCE Encoding




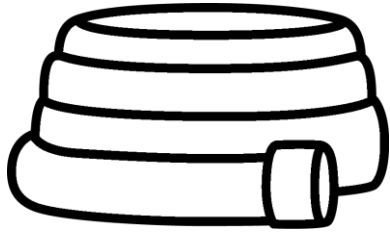
Tara West - Little Minds at Work

CVCE Encoding




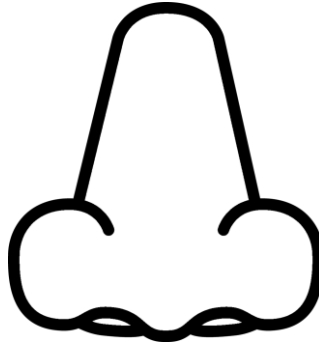
Tara West - Little Minds at Work

CVCE Encoding




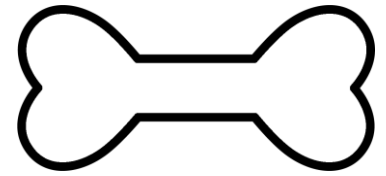
Tara West - Little Minds at Work

CVCE Encoding




Tara West - Little Minds at Work

CVCE Encoding





Tara West - Little Minds at Work

CVCE Encoding




Tara West - Little Minds at Work

CVCE Encoding




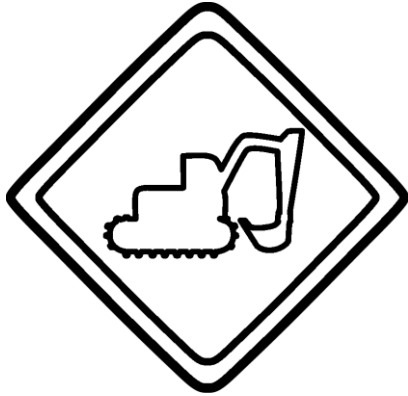
Tara West - Little Minds at Work

CVCE Encoding




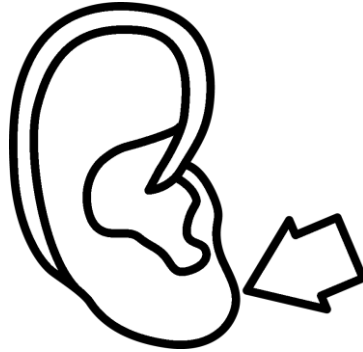
Tara West - Little Minds at Work

CVCE Encoding




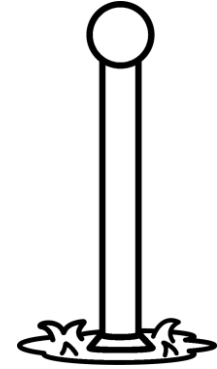
Tara West - Little Minds at Work

CVCE Encoding





Tara West - Little Minds at Work

CVCE Encoding





Tara West - Little Minds at Work

CVCE Encoding




Tara West - Little Minds at Work

CVCE Encoding





Tara West - Little Minds at Work

CVCE Encoding





Tara West - Little Minds at Work

CVCE Encoding





Tara West - Little Minds at Work

CVCE Encoding





Tara West - Little Minds at Work

CVCE Encoding




Tara West - Little Minds at Work

CVCE Encoding





Tara West - Little Minds at Work

CVCE Encoding




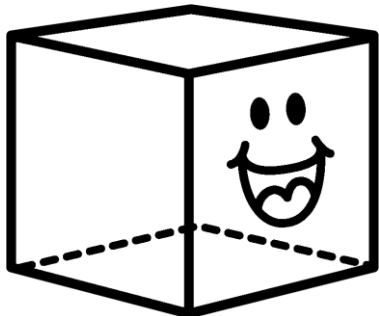
Tara West - Little Minds at Work

CVCE Encoding





Tara West - Little Minds at Work

CVCE Encoding




Tara West - Little Minds at Work

CVCE Encoding




Tara West - Little Minds at Work

CVCE Encoding





Tara West - Little Minds at Work

CVCE Encoding




Tara West - Little Minds at Work

CVCE Encoding




Tara West - Little Minds at Work

CVCE Encoding




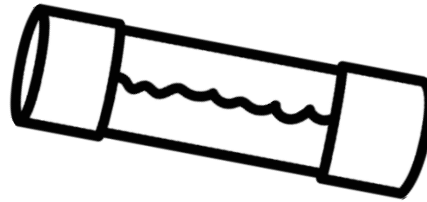
Tara West - Little Minds at Work

CVCE Encoding




Tara West - Little Minds at Work

CVCE Encoding





Tara West - Little Minds at Work

CVCE Encoding





Tara West - Little Minds at Work

CVCE Encoding




Tara West - Little Minds at Work

CVCE Encoding




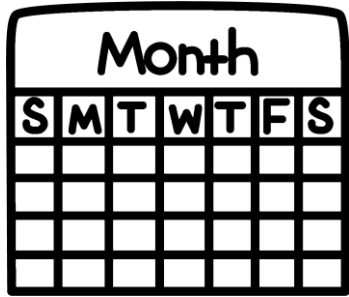
Tara West - Little Minds at Work

CVCE Encoding




Tara West - Little Minds at Work

CVCE Encoding





Tara West - Little Minds at Work

CVCE Encoding





Tara West - Little Minds at Work

CVCE Encoding




Tara West - Little Minds at Work

CVCE Encoding




Tara West - Little Minds at Work

CVCE Encoding





Tara West - Little Minds at Work

CVCE Encoding




Tara West - Little Minds at Work

CVCE Encoding





Tara West - Little Minds at Work

CVCE Encoding





Tara West - Little Minds at Work

CVCE Encoding





Tara West - Little Minds at Work

CVCE Encoding





Tara West - Little Minds at Work

CVCE Encoding





Tara West - Little Minds at Work

CVCE Encoding





Tara West - Little Minds at Work

CVCC Encoding




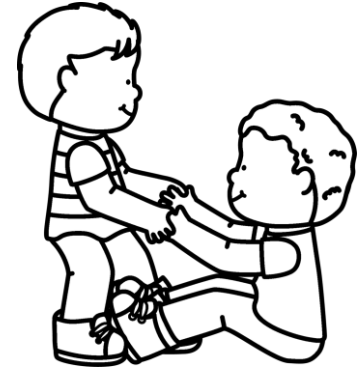
Tara West - Little Minds at Work

CVCC Encoding





Tara West - Little Minds at Work

CVCC Encoding




Tara West - Little Minds at Work

CVCC Encoding




Tara West - Little Minds at Work

CVCC Encoding




Tara West - Little Minds at Work

CVCC Encoding





Tara West - Little Minds at Work

CVCC Encoding




Tara West - Little Minds at Work

CVCC Encoding





Tara West - Little Minds at Work

CVCC Encoding




Tara West - Little Minds at Work

CVCC Encoding





Tara West - Little Minds at Work

CVCC Encoding




Tara West - Little Minds at Work

CVCC Encoding





Tara West - Little Minds at Work

CVCC Encoding




Tara West - Little Minds at Work

CVCC Encoding





Tara West - Little Minds at Work

CVCC Encoding





Tara West - Little Minds at Work

CVCC Encoding





Tara West - Little Minds at Work

CVCC Encoding





Tara West - Little Minds at Work

CVCC Encoding




Tara West - Little Minds at Work

CVCC Encoding





Tara West - Little Minds at Work

CVCC Encoding





Tara West - Little Minds at Work

CVCC Encoding




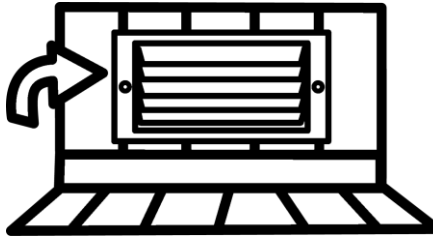
Tara West - Little Minds at Work

CVCC Encoding




Tara West - Little Minds at Work

CVCC Encoding




Tara West - Little Minds at Work

CVCC Encoding




Tara West - Little Minds at Work

CVCC Encoding




Tara West - Little Minds at Work

CVCC Encoding




Tara West - Little Minds at Work

CVCC Encoding





Tara West - Little Minds at Work

CVCC Encoding




Tara West - Little Minds at Work

CVCC Encoding





Tara West - Little Minds at Work

CVCC Encoding




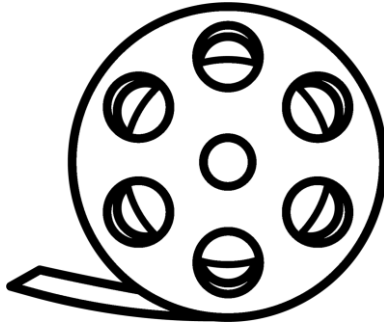
Tara West - Little Minds at Work

CVCC Encoding





Tara West - Little Minds at Work

CVCC Encoding





Tara West - Little Minds at Work

CVCC Encoding



Tara West - Little Minds at Work

CVCC Encoding





Tara West - Little Minds at Work

R-Controlled Encoding



Tara West - Little Minds at Work

R-Controlled Encoding





Tara West - Little Minds at Work

R-Controlled Encoding




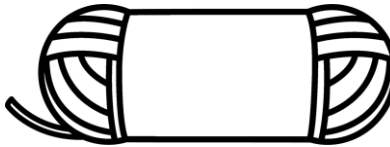
Tara West - Little Minds at Work

R-Controlled Encoding





Tara West - Little Minds at Work

R-Controlled Encoding



Tara West - Little Minds at Work

R-Controlled Encoding




Tara West - Little Minds at Work

R-Controlled Encoding



Tara West - Little Minds at Work

R-Controlled Encoding




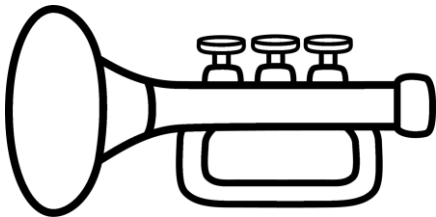
Tara West - Little Minds at Work

R-Controlled Encoding



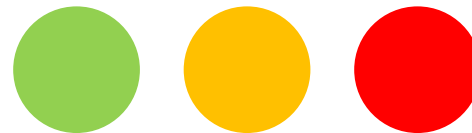

Tara West - Little Minds at Work

R-Controlled Encoding




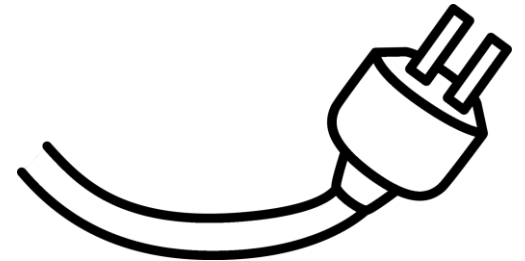
Tara West - Little Minds at Work

R-Controlled Encoding




Tara West - Little Minds at Work

R-Controlled Encoding




Tara West - Little Minds at Work

R-Controlled Encoding



Tara West - Little Minds at Work

R-Controlled Encoding





Tara West - Little Minds at Work

R-Controlled Encoding





Tara West - Little Minds at Work

R-Controlled Encoding




Tara West - Little Minds at Work

R-Controlled Encoding




Tara West - Little Minds at Work

R-Controlled Encoding





Tara West - Little Minds at Work

R-Controlled Encoding



Tara West - Little Minds at Work

R-Controlled Encoding





Tara West - Little Minds at Work

R-Controlled Encoding





Tara West - Little Minds at Work

R-Controlled Encoding




Tara West - Little Minds at Work

R-Controlled Encoding



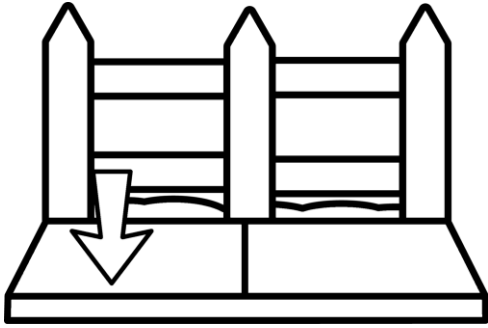
Tara West - Little Minds at Work

R-Controlled Encoding





Tara West - Little Minds at Work

R-Controlled Encoding




Tara West - Little Minds at Work

R-Controlled Encoding



Tara West - Little Minds at Work

R-Controlled Encoding



Tara West - Little Minds at Work

R-Controlled Encoding



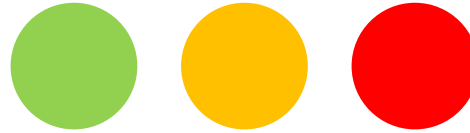

Tara West - Little Minds at Work

Vowel Variants Encoding



Tara West - Little Minds at Work

Vowel Variants Encoding





Tara West - Little Minds at Work

Vowel Variants Encoding



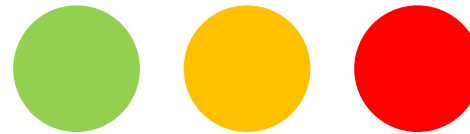

Tara West - Little Minds at Work

Vowel Variants Encoding





Tara West - Little Minds at Work

Vowel Variants Encoding




Tara West - Little Minds at Work

Vowel Variants Encoding




Tara West - Little Minds at Work

Vowel Variants Encoding




Tara West - Little Minds at Work

Vowel Variants Encoding



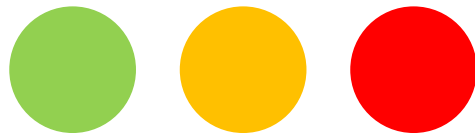
Tara West - Little Minds at Work

Vowel Variants Encoding



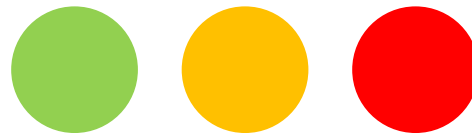

Tara West - Little Minds at Work

Vowel Variants Encoding





Tara West - Little Minds at Work

Vowel Variants Encoding




Tara West - Little Minds at Work

Vowel Variants Encoding



Tara West - Little Minds at Work

Vowel Variants Encoding




Tara West - Little Minds at Work

Vowel Variants Encoding




Tara West - Little Minds at Work

Vowel Variants Encoding



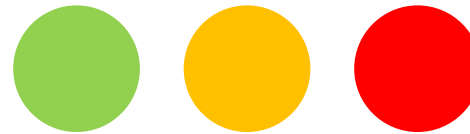
Tara West - Little Minds at Work

Vowel Variants Encoding



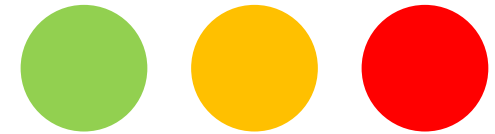
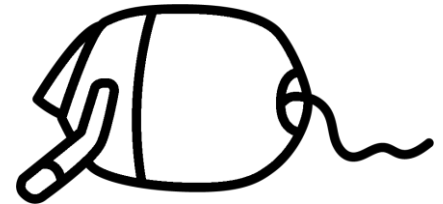
Tara West - Little Minds at Work

Vowel Variants Encoding



Tara West - Little Minds at Work

Vowel Variants Encoding




Tara West - Little Minds at Work

Vowel Variants Encoding




Tara West - Little Minds at Work

Vowel Variants Encoding



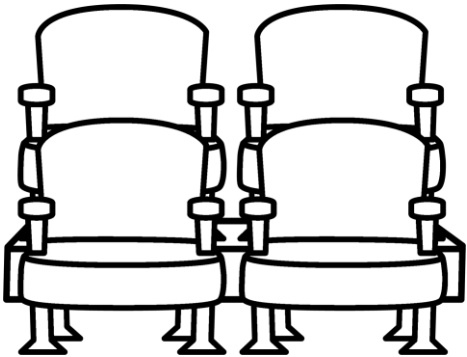
Tara West - Little Minds at Work

Vowel Variants Encoding



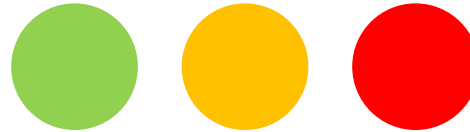

Tara West - Little Minds at Work

Vowel Variants Encoding




Tara West - Little Minds at Work

Vowel Variants Encoding




Tara West - Little Minds at Work

Vowel Variants Encoding





Tara West - Little Minds at Work

Vowel Variants Encoding



Tara West - Little Minds at Work

Vowel Variants Encoding





Tara West - Little Minds at Work

Vowel Variants Encoding



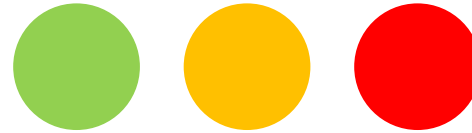

Tara West - Little Minds at Work

Vowel Variants Encoding



Tara West - Little Minds at Work

Vowel Variants Encoding




Tara West - Little Minds at Work

Vowel Variants Encoding





Tara West - Little Minds at Work

Vowel Variants Encoding





Tara West - Little Minds at Work

Vowel Variants Encoding




Tara West - Little Minds at Work

Vowel Variants Encoding





Tara West - Little Minds at Work

Vowel Variants Encoding



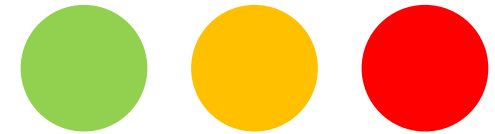

Tara West - Little Minds at Work

Vowel Variants Encoding



Tara West - Little Minds at Work

Vowel Variants Encoding





Tara West - Little Minds at Work

Vowel Variants Encoding



Tara West - Little Minds at Work

Vowel Variants Encoding




Tara West - Little Minds at Work

Vowel Variants Encoding





Tara West - Little Minds at Work

Vowel Variants Encoding





Tara West - Little Minds at Work

Vowel Variants Encoding




Tara West - Little Minds at Work

Vowel Variants Encoding





Tara West - Little Minds at Work

Vowel Variants Encoding



Tara West - Little Minds at Work

Vowel Variants Encoding





Tara West - Little Minds at Work

Vowel Variants Encoding





Tara West - Little Minds at Work

Vowel Variants Encoding





Tara West - Little Minds at Work

Vowel Variants Encoding



Tara West - Little Minds at Work

Vowel Variants Encoding





Tara West - Little Minds at Work

Vowel Variants Encoding




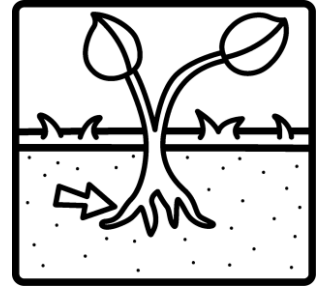
Tara West - Little Minds at Work

Vowel Variants Encoding




Tara West - Little Minds at Work

Vowel Variants Encoding





Tara West - Little Minds at Work

Vowel Variants Encoding





Tara West - Little Minds at Work

Vowel Variants Encoding




Tara West - Little Minds at Work

Vowel Variants Encoding




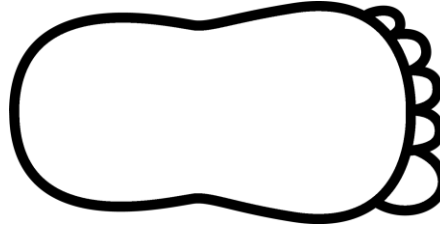
Tara West - Little Minds at Work

Vowel Variants Encoding



Tara West - Little Minds at Work

Vowel Variants Encoding





Tara West - Little Minds at Work

Vowel Variants Encoding



Tara West - Little Minds at Work

Vowel Variants Encoding














Tara West - Little Minds at Work









Say it.







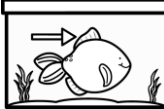

Tap it.





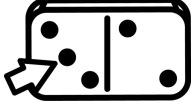



Map it. Graph it.









Write it.













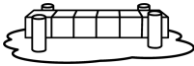





Say it.	Tap it.	Map it. Graph it.			Write it.
	○ ○ ○				
	○ ○ ○				
	○ ○ ○				
	○ ○ ○				
	○ ○ ○				
	○ ○ ○				
	○ ○ ○				
	○ ○ ○				

Say it.	Tap it.	Map it. Graph it.			Write it.
	○ ○ ○				
	○ ○ ○				
	○ ○ ○				
	○ ○ ○				
	○ ○ ○				
	○ ○ ○				
	○ ○ ○				
	○ ○ ○				

Say it.	Tap it.	Map it. Graph it.			Write it.
	○ ○ ○				
	○ ○ ○				
	○ ○ ○				
	○ ○ ○				
	○ ○ ○				
	○ ○ ○				
	○ ○ ○				
	○ ○ ○				

Say it.	Tap it.	Map it. Graph it.			Write it.
	○ ○ ○				
	○ ○ ○				
	○ ○ ○				
	○ ○ ○				
	○ ○ ○				
	○ ○ ○				
	○ ○ ○				
	○ ○ ○				

Say it.	Tap it.	Map it. Graph it.			Write it.
	○ ○ ○				
	○ ○ ○				
	○ ○ ○				
	○ ○ ○				
	○ ○ ○				
	○ ○ ○				
	○ ○ ○				
	○ ○ ○				


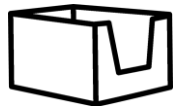


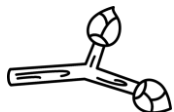






Say it.	Tap it.	Map it. Graph it.			Write it.
	○ ○ ○				
	○ ○ ○				
	○ ○ ○				
	○ ○ ○				
	○ ○ ○				
	○ ○ ○				
	○ ○ ○				
	○ ○ ○				









Say it.

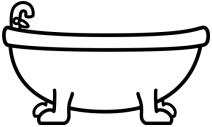




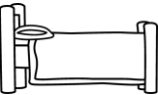
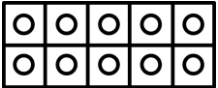

Tap it.

Map it. Graph it.

Write it.



Say it.	Tap it.	Map it. Graph it.			Write it.
	○ ○ ○				
	○ ○ ○				
	○ ○ ○				
	○ ○ ○				
	○ ○ ○				
	○ ○ ○				
	○ ○ ○				
	○ ○ ○				









Say it.	Tap it.	Map it. Graph it.			Write it.
	○ ○ ○				
	○ ○ ○				
	○ ○ ○				
	○ ○ ○				
	○ ○ ○				
	○ ○ ○				
	○ ○ ○				
	○ ○ ○				









Say it.









Tap it.

Map it. Graph it.

Write it.



Say it.	Tap it.	Map it. Graph it.			Write it.
	○ ○ ○				
	○ ○ ○				
	○ ○ ○				
	○ ○ ○				
	○ ○ ○				
	○ ○ ○				
	○ ○ ○				
	○ ○ ○				









Say it.	Tap it.	Map it. Graph it.			Write it.
	○ ○ ○				
	○ ○ ○				
	○ ○ ○				
	○ ○ ○				
	○ ○ ○				
	○ ○ ○				
	○ ○ ○				
	○ ○ ○				

Say it.

Tap it.

Map it. Graph it.

Write it.












Say it.

Tap it.

Map it. Graph it.

Write it.



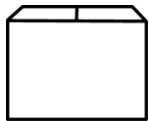

















Say it.









Tap it.









Map it. Graph it.

Write it.



Say it.	Tap it.	Map it. Graph it.			Write it.
	○ ○ ○				
	○ ○ ○				
	○ ○ ○				
	○ ○ ○				
	○ ○ ○				
	○ ○ ○				
	○ ○ ○				
	○ ○ ○				

Say it.	Tap it.	Map it. Graph it.			Write it.
	○ ○ ○				
	○ ○ ○				
	○ ○ ○				
	○ ○ ○				
	○ ○ ○				
	○ ○ ○				
	○ ○ ○				
	○ ○ ○				


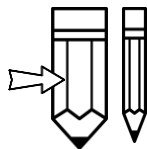







Say it.	Tap it.	Map it. Graph it.			Write it.
	○ ○ ○				
	○ ○ ○				
	○ ○ ○				
	○ ○ ○				
	○ ○ ○				
	○ ○ ○				
	○ ○ ○				
	○ ○ ○				









Say it.








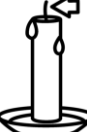
Tap it.

Map it. Graph it.

Write it.



Say it.	Tap it.	Map it. Graph it.			Write it.
	○ ○ ○				
	○ ○ ○				
	○ ○ ○				
	○ ○ ○				
	○ ○ ○				
	○ ○ ○				
	○ ○ ○				
	○ ○ ○				









Say it.	Tap it.	Map it. Graph it.			Write it.
	○ ○ ○				
	○ ○ ○				
	○ ○ ○				
	○ ○ ○				
	○ ○ ○				
	○ ○ ○				
	○ ○ ○				
	○ ○ ○				

Say it.

Tap it.

Map it. Graph it.

Write it.













Say it.

Tap it.

Map it. Graph it.

Write it.





Say it.

Tap it.

Map it. Graph it.

Write it.


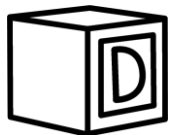




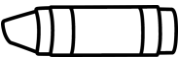





Say it.

Tap it.

Map it. Graph it.

Write it.




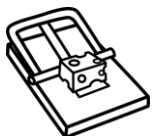
Say it.	Tap it.	Map it. Graph it.			Write it.
	○ ○ ○ ○				
	○ ○ ○ ○				
	○ ○ ○ ○				
	○ ○ ○ ○				
	○ ○ ○ ○				
	○ ○ ○ ○				
	○ ○ ○ ○				
	○ ○ ○ ○				









Say it.


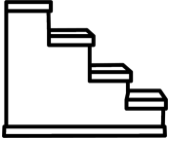






Tap it.

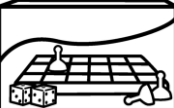







Map it. Graph it.









Write it.














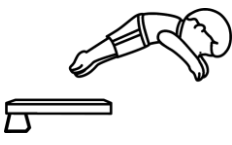




Say it.	Tap it.	Map it. Graph it.			Write it.
	○ ○ ○ ○				
	○ ○ ○ ○				
	○ ○ ○ ○				
	○ ○ ○ ○				
	○ ○ ○ ○				
	○ ○ ○ ○				
	○ ○ ○ ○				
	○ ○ ○ ○				









Say it.	Tap it.	Map it. Graph it.			Write it.
	○ ○ ○ ○				
	○ ○ ○ ○				
	○ ○ ○ ○				
	○ ○ ○ ○				
	○ ○ ○ ○				
	○ ○ ○ ○				
	○ ○ ○ ○				
	○ ○ ○ ○				






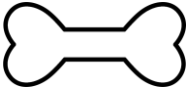

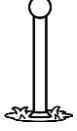
Say it.	Tap it.	Map it. Graph it.			Write it.
	○ ○ ○ (e)			e	
	○ ○ ○ (e)			e	
	○ ○ ○ (e)			e	
	○ ○ ○ (e)			e	
	○ ○ ○ (e)			e	
	○ ○ ○ (e)			e	
	○ ○ ○ (e)			e	
	○ ○ ○ (e)			e	









Say it.	Tap it.	Map it. Graph it.		Write it.
	○ ○ ○ (e)			e
	○ ○ ○ (e)			e
	○ ○ ○ (e)			e
	○ ○ ○ (e)			e
	○ ○ ○ (e)			e
	○ ○ ○ (e)			e
	○ ○ ○ (e)			e
	○ ○ ○ (e)			e







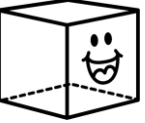

Say it.	Tap it.	Map it. Graph it.			Write it.
	○ ○ ○ (e)			e	
	○ ○ ○ (e)			e	
	○ ○ ○ (e)			e	
	○ ○ ○ (e)			e	
	○ ○ ○ (e)			e	
	○ ○ ○ (e)			e	
	○ ○ ○ (e)			e	
	○ ○ ○ (e)			e	



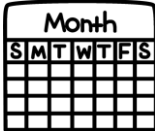





Say it.	Tap it.	Map it. Graph it.		Write it.
	○ ○ ○ e			e
	○ ○ ○ e			e
	○ ○ ○ e			e
	○ ○ ○ e			e
	○ ○ ○ e			e
	○ ○ ○ e			e
	○ ○ ○ e			e
	○ ○ ○ e			e









Say it.	Tap it.	Map it. Graph it.			Write it.
	○ ○ ○ (e)			e	
	○ ○ ○ (e)			e	
	○ ○ ○ (e)			e	
	○ ○ ○ (e)			e	
	○ ○ ○ (e)			e	
	○ ○ ○ (e)			e	
	○ ○ ○ (e)			e	
	○ ○ ○ (e)			e	









Say it.	Tap it.	Map it. Graph it.			Write it.
	○ ○ ○ (e)			e	
	○ ○ ○ (e)			e	
	○ ○ ○ (e)			e	
	○ ○ ○ (e)			e	
	○ ○ ○ (e)			e	
	○ ○ ○ (e)			e	
	○ ○ ○ (e)			e	
	○ ○ ○ (e)			e	

Say it.	Tap it.	Map it. Graph it.			Write it.
	○ ○ ○ (e)			e	
	○ ○ ○ (e)			e	
	○ ○ ○ (e)			e	
	○ ○ ○ (e)			e	
	○ ○ ○ (e)			e	
	○ ○ ○ (e)			e	
	○ ○ ○ (e)			e	
	○ ○ ○ (e)			e	

Say it.	Tap it.	Map it. Graph it.		Write it.
	○ ○ ○ (e)			e
	○ ○ ○ (e)			e
	○ ○ ○ (e)			e
	○ ○ ○ (e)			e
	○ ○ ○ (e)			e
	○ ○ ○ (e)			e
	○ ○ ○ (e)			e
	○ ○ ○ (e)			e

Say it.	Tap it.	Map it. Graph it.		Write it.
	○ ○ ○ (e)			e
	○ ○ ○ (e)			e
	○ ○ ○ (e)			e
	○ ○ ○ (e)			e
	○ ○ ○ (e)			e
	○ ○ ○ (e)			e
	○ ○ ○ (e)			e
	○ ○ ○ (e)			e

Say it.	Tap it.	Map it. Graph it.			Write it.
	○ ○ ○ ○				
	○ ○ ○ ○				
	○ ○ ○ ○				
	○ ○ ○ ○				
	○ ○ ○ ○				
	○ ○ ○ ○				
	○ ○ ○ ○				
	○ ○ ○ ○				


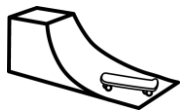
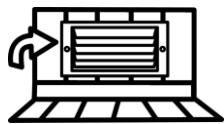
Say it.	Tap it.	Map it. Graph it.			Write it.
	○ ○ ○ ○				
	○ ○ ○ ○				
	○ ○ ○ ○				
	○ ○ ○ ○				
	○ ○ ○ ○				
	○ ○ ○ ○				
	○ ○ ○ ○				
	○ ○ ○ ○				









Say it.









Tap it.

Map it. Graph it.

Write it.



Say it.	Tap it.	Map it. Graph it.			Write it.
	○ ○ ○ ○				
	○ ○ ○ ○				
	○ ○ ○ ○				
	○ ○ ○ ○				
	○ ○ ○ ○				
	○ ○ ○ ○				
	○ ○ ○ ○				
	○ ○ ○ ○				











Say it.	Tap it.	Map it. Graph it.			Write it.
	○ ○ ○				
	○ ○ ○				
	○ ○ ○				
	○ ○ ○				
	○ ○ ○				
	○ ○ ○				
	○ ○ ○				
	○ ○ ○				

Say it.

Tap it.

Map it. Graph it.

Write it.














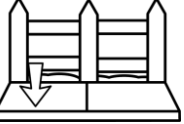



Say it.




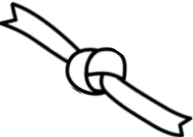




Tap it.


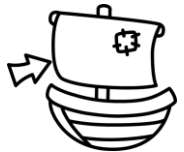



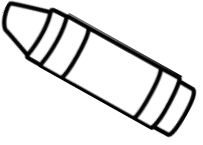


Map it. Graph it.









Write it.



Say it.	Tap it.	Map it. Graph it.			Write it.
	○ ○ ○				
	○ ○ ○				
	○ ○ ○				
	○ ○ ○				
	○ ○ ○				
	○ ○ ○				
	○ ○ ○				
	○ ○ ○				

Say it.	Tap it.	Map it. Graph it.			Write it.
	○ ○ ○				
	○ ○ ○				
	○ ○ ○				
	○ ○ ○				
	○ ○ ○				
	○ ○ ○				
	○ ○ ○				
	○ ○ ○				

Say it.	Tap it.	Map it. Graph it.			Write it.
	○ ○ ○				
	○ ○ ○				
	○ ○ ○				
	○ ○ ○				
	○ ○ ○				
	○ ○ ○				
	○ ○ ○				
	○ ○ ○				


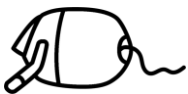





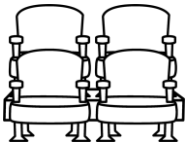


Say it.	Tap it.	Map it. Graph it.			Write it.
	○ ○ ○				
	○ ○ ○				
	○ ○ ○				
	○ ○ ○				
	○ ○ ○				
	○ ○ ○				
	○ ○ ○				
	○ ○ ○				

Say it.

Tap it.

Map it. Graph it.

Write it.



















Say it.

Tap it.

Map it. Graph it.

Write it.











Say it.	Tap it.	Map it. Graph it.			Write it.
	○ ○ ○				
	○ ○ ○				
	○ ○ ○				
	○ ○ ○				
	○ ○ ○				
	○ ○ ○				
	○ ○ ○				
	○ ○ ○				

Say it.

Tap it.

Map it. Graph it.

Write it.






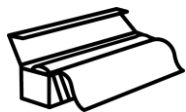





Say it.

Tap it.

Map it. Graph it.

Write it.






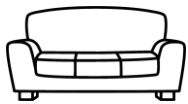





Say it.

Tap it.

Map it. Graph it.

Write it.










Say it.

Tap it.

Map it. Graph it.

Write it.











Say it.

Tap it.


Map it. Graph it.

Write it.

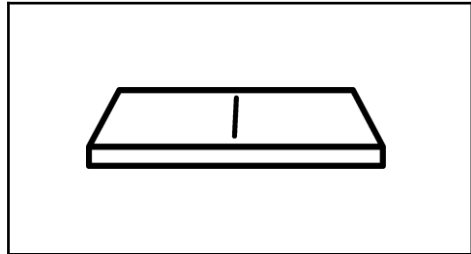


Name:

Say, tap, map, and graph the story words.



Three circles arranged horizontally above a row of three empty rectangular boxes, intended for graphing the words from the illustration.



Three circles arranged horizontally above a row of three empty rectangular boxes, intended for graphing the words from the illustration.

Illustrate your story.


Use the words in your story.

Four sets of handwriting lines, each consisting of a solid top line, a dashed middle line, and a solid bottom line, for practicing writing words from the story.


Name:

Illustrate your story.

Say, tap, map, and graph the story words.



○	○	○




○	○	○


Use the words in your story.

Name:

Say, tap, map, and graph the story words.



Three circles above three empty rectangular boxes for graphing.



Three circles above three empty rectangular boxes for graphing.


Illustrate your story.

Use the words in your story.

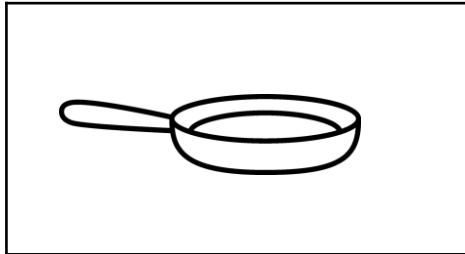
Four sets of handwriting lines, each consisting of a solid top line, a dashed middle line, and a solid bottom line.

Name: _____

Say, tap, map, and graph the story words.



○	○	○



○	○	○


Illustrate your story.

Use the words in your story.

Name:

Illustrate your story.

Say, tap, map, and graph the story words.



Three circles above three empty rectangular boxes for graphing.




Three circles above three empty rectangular boxes for graphing.

Use the words in your story.


Four sets of handwriting lines, each consisting of a solid top line, a dashed middle line, and a solid bottom line.

Name:

Say, tap, map, and graph the story words.



Three circles above three empty rectangular boxes, used for graphing the words 'bed'.



Three circles above three empty rectangular boxes, used for graphing the words 'boy'.

Illustrate your story.


Use the words in your story.

Four sets of handwriting lines, each consisting of a solid top line, a dashed middle line, and a solid bottom line.


Name: _____

Illustrate your story.

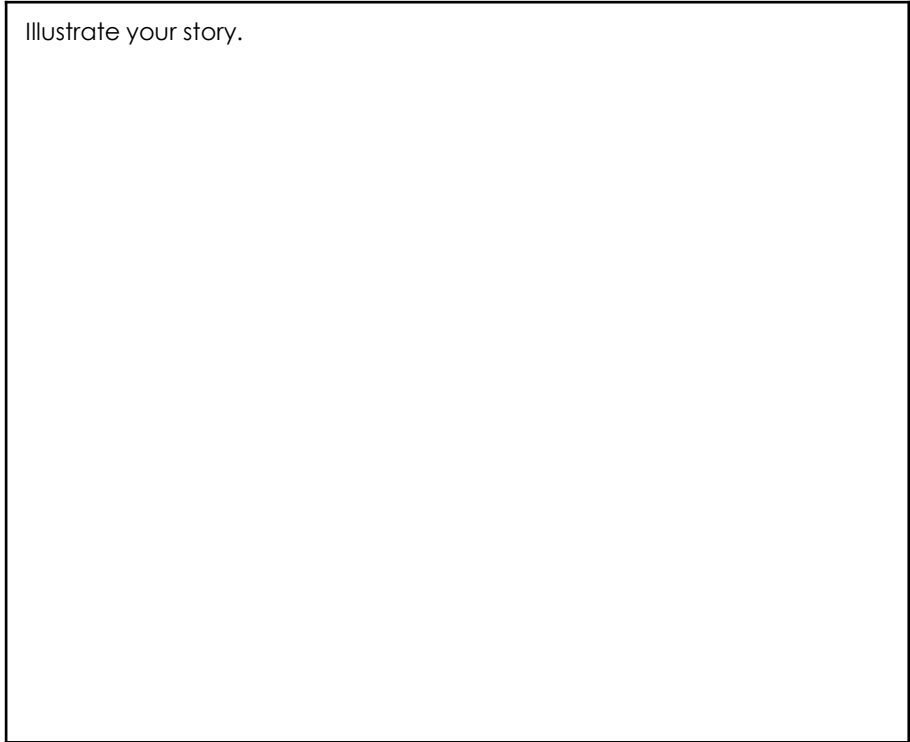
Say, tap, map, and graph the story words.



○	○	○
□	□	□



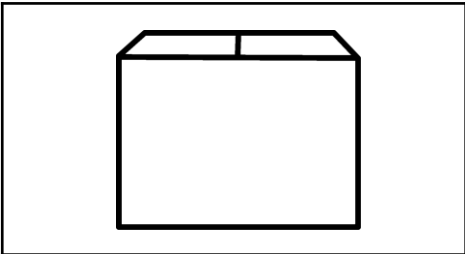
○	○	○
□	□	□



Use the words in your story.

Name:

Say, tap, map, and graph the story words.



Three circles arranged horizontally above three empty rectangular boxes arranged horizontally, used for graphing the words.



Three circles arranged horizontally above three empty rectangular boxes arranged horizontally, used for graphing the words.

Illustrate your story.

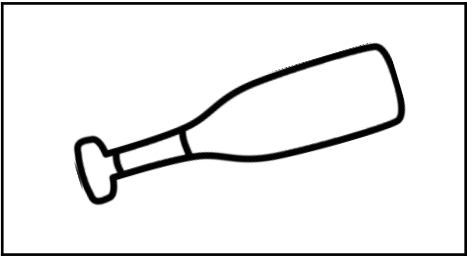
Use the words in your story.

Three sets of handwriting lines, each consisting of a solid top line, a dashed middle line, and a solid bottom line.

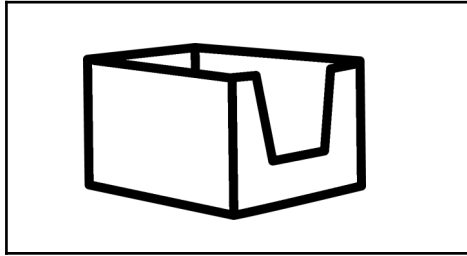
Name:

Illustrate your story.

Say, tap, map, and graph the story words.



Three circles above three empty boxes for graphing.



Three circles above three empty boxes for graphing.


Use the words in your story.

Handwriting practice lines consisting of solid top and bottom lines with a dashed middle line.

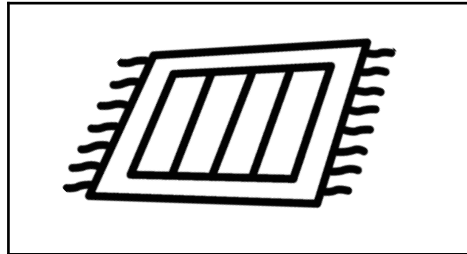
Name:

Illustrate your story.

Say, tap, map, and graph the story words.



Three circles above three empty rectangular boxes, used for graphing the word 'cat'.



Three circles above three empty rectangular boxes, used for graphing the word 'rug'.

Use the words in your story.

Four sets of handwriting lines, each consisting of a solid top line, a dashed middle line, and a solid bottom line.

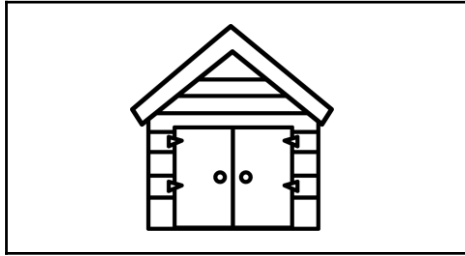
Name:

Illustrate your story.

Say, tap, map, and graph the story words.



Three circles arranged horizontally above three empty rectangular boxes arranged horizontally.



Three circles arranged horizontally above three empty rectangular boxes arranged horizontally.

Use the words in your story.


Four sets of handwriting lines, each consisting of a solid top line, a dashed middle line, and a solid bottom line.

Name:

Say, tap, map, and graph the story words.



Three circles arranged horizontally above three empty rectangular boxes arranged horizontally.



Three circles arranged horizontally above three empty rectangular boxes arranged horizontally.

Illustrate your story.


Use the words in your story.

Four sets of handwriting lines, each consisting of a solid top line, a dashed middle line, and a solid bottom line.


Name:

Illustrate your story.

Say, tap, map, and graph the story words.



○	○	○



○	○	○

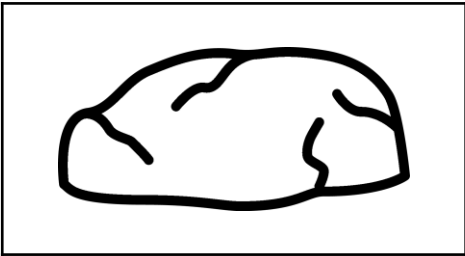
Use the words in your story.

Handwriting practice lines consisting of three sets of solid top and bottom lines with a dashed middle line.


Name:

Illustrate your story.

Say, tap, map, and graph the story words.



Three circles above three empty boxes for graphing.



Three circles above three empty boxes for graphing.


Use the words in your story.

Handwriting practice lines consisting of solid top and bottom lines with a dashed middle line.


Name:

Illustrate your story.

Say, tap, map, and graph the story words.



Three circles arranged horizontally above three empty rectangular boxes arranged horizontally.




Three circles arranged horizontally above three empty rectangular boxes arranged horizontally.

Use the words in your story.

Four sets of handwriting lines, each consisting of a solid top line, a dashed middle line, and a solid bottom line.


Name: _____

Say, tap, map, and graph the story words.



○ ○ ○

--	--	--



○ ○ ○

--	--	--


Illustrate your story.

Use the words in your story.

Name:


Illustrate your story.

Say, tap, map, and graph the story words.



○ ○ ○

--	--	--



○ ○ ○


--	--	--

Use the words in your story.


Name:

Illustrate your story.

Say, tap, map, and graph the story words.



Three circles above three empty rectangular boxes for graphing.



Three circles above three empty rectangular boxes for graphing.

Use the words in your story.


Four sets of handwriting lines, each consisting of a solid top line, a dashed middle line, and a solid bottom line.

Name: _____

Say, tap, map, and graph the story words.



○	○	○




○	○	○

Illustrate your story.


Use the words in your story.

Name: _____

Say, tap, map, and graph the story words.



○	○	○



○	○	○

Illustrate your story.

Use the words in your story.

Name: _____

Illustrate your story.


Say, tap, map, and graph the story words.



○ ○ ○ (e)

--	--	--

e



○ ○ ○ (e)

--	--	--



e

Use the words in your story.

Name:

Illustrate your story.

Say, tap, map, and graph the story words.



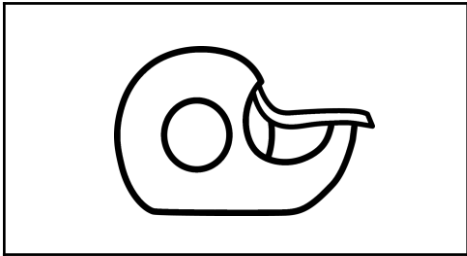
Use the words in your story.

Four sets of handwriting lines, each consisting of a solid top line, a dashed middle line, and a solid bottom line.


Name:

Illustrate your story.

Say, tap, map, and graph the story words.



○ ○ ○ (e)
□ □ □ e



○ ○ ○ (e)
□ □ □ e

Use the words in your story.

Handwriting practice lines consisting of three sets of solid top and bottom lines with a dashed middle line.


Name: _____

Illustrate your story.

Say, tap, map, and graph the story words.



e




e

Use the words in your story.

Name: _____

Illustrate your story.


Say, tap, map, and graph the story words.



○ ○ ○ (e)

--	--	--

e



○ ○ ○ (e)

--	--	--


e

Use the words in your story.

Name: _____

Illustrate your story.


Say, tap, map, and graph the story words.



○ ○ ○ (e)

--	--	--

e



○ ○ ○ (e)

--	--	--


e

Use the words in your story.

Name: _____

Illustrate your story.

Say, tap, map, and graph the story words.



○ ○ ○ (e)

--	--	--

e



○ ○ ○ (e)

--	--	--



e

Use the words in your story.


Name:

Illustrate your story.

Say, tap, map, and graph the story words.



e



e


Use the words in your story.

Four sets of handwriting lines, each consisting of a solid top line, a dashed middle line, and a solid bottom line.

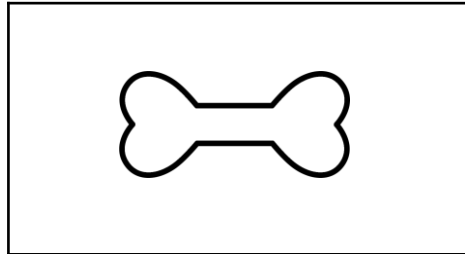
Name:

Illustrate your story.

Say, tap, map, and graph the story words.



e



e


Use the words in your story.

Handwriting practice lines consisting of three sets of solid top and bottom lines with a dashed middle line.


Name: _____

Illustrate your story.

Say, tap, map, and graph the story words.



○ ○ ○ (e)
□ □ □ (e)

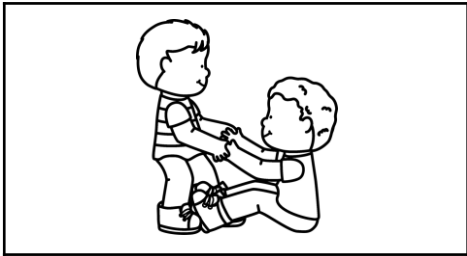


○ ○ ○ (e)
□ □ □ (e)

Use the words in your story.

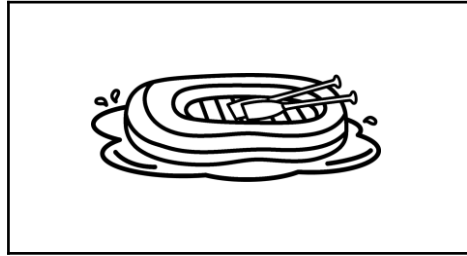
Name:

Say, tap, map, and graph the story words.



○ ○ ○ ○

--	--	--	--



○ ○ ○ ○


--	--	--	--

Illustrate your story.

Use the words in your story.

Name:

Say, tap, map, and graph the story words.



Four circles in a row above a row of four empty rectangular boxes for graphing.



Four circles in a row above a row of four empty rectangular boxes for graphing.

Illustrate your story.

Use the words in your story.

Four sets of handwriting lines, each consisting of a solid top line, a dashed middle line, and a solid bottom line.

Name: _____

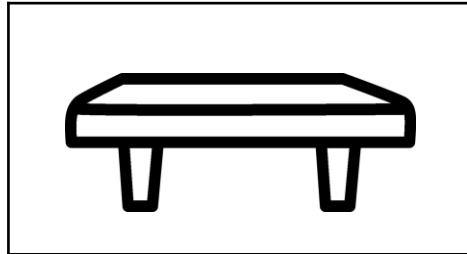
Illustrate your story.

Say, tap, map, and graph the story words.



○ ○ ○ ○

--	--	--	--



○ ○ ○ ○

--	--	--	--

Use the words in your story.

Name:

Illustrate your story.

Say, tap, map, and graph the story words.



○ ○ ○ ○

--	--	--	--




○ ○ ○ ○

--	--	--	--

Use the words in your story.

Name: _____

Say, tap, map, and graph the story words.



○	○	○	○



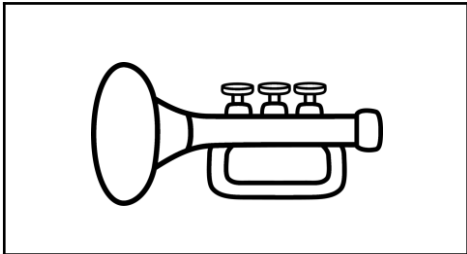
○	○	○	○

Illustrate your story.


Use the words in your story.

Name:

Say, tap, map, and graph the story words.



Three circles above three empty rectangular boxes for graphing.



Three circles above three empty rectangular boxes for graphing.


Illustrate your story.

Use the words in your story.


Three sets of handwriting lines, each consisting of a solid top line, a dashed middle line, and a solid bottom line.

Name: _____

Say, tap, map, and graph the story words.



○	○	○




○	○	○

Illustrate your story.

Use the words in your story.

Name:

Say, tap, map, and graph the story words.



Three circles above three empty rectangular boxes, used for graphing the words.



Three circles above three empty rectangular boxes, used for graphing the words.

Illustrate your story.


Use the words in your story.

Four sets of handwriting lines, each consisting of a solid top line, a dashed middle line, and a solid bottom line.

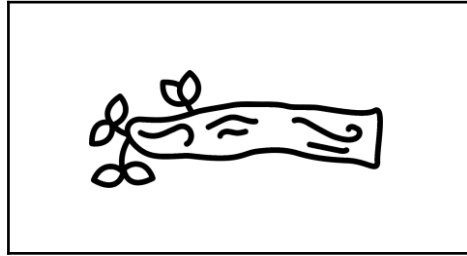
Name:

Illustrate your story.

Say, tap, map, and graph the story words.



Three circles arranged horizontally above three empty rectangular boxes arranged horizontally.




Three circles arranged horizontally above three empty rectangular boxes arranged horizontally.

Use the words in your story.

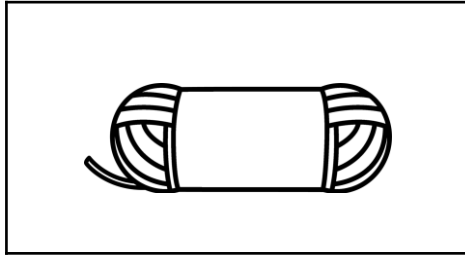
Four sets of handwriting lines, each consisting of a solid top line, a dashed middle line, and a solid bottom line.

Name:

Say, tap, map, and graph the story words.



○	○	○
□	□	□



○	○	○
□	□	□

Illustrate your story.

Use the words in your story.

Handwriting practice lines consisting of four sets of three horizontal lines (top solid, middle dashed, bottom solid).


Name:

Illustrate your story.

Say, tap, map, and graph the story words.



Three circles above a three-column grid.



Three circles above a three-column grid.

Use the words in your story.

Three sets of handwriting lines, each consisting of a solid top line, a dashed middle line, and a solid bottom line.

Name:


Illustrate your story.

Say, tap, map, and graph the story words.



○ ○ ○

--	--	--




○ ○ ○

--	--	--


Use the words in your story.

Name:

Say, tap, map, and graph the story words.



○	○	○



○	○	○


Illustrate your story.

Use the words in your story.


Handwriting practice lines consisting of three sets of horizontal lines. Each set includes a solid top line, a dashed middle line, and a solid bottom line.

Name:

Say, tap, map, and graph the story words.



Three circles above three empty rectangular boxes, used for graphing the words associated with the boat.



Three circles above three empty rectangular boxes, used for graphing the words associated with the castle.


Illustrate your story.

Use the words in your story.


Four sets of handwriting lines, each consisting of a solid top line, a dashed middle line, and a solid bottom line.

Name:

Say, tap, map, and graph the story words.



Three circles arranged horizontally above three empty rectangular boxes arranged horizontally, intended for graphing the words.



Three circles arranged horizontally above three empty rectangular boxes arranged horizontally, intended for graphing the words.


Illustrate your story.

Use the words in your story.


Four sets of handwriting lines, each consisting of a solid top line, a dashed middle line, and a solid bottom line.

Name:

Say, tap, map, and graph the story words.



Three circles above three empty rectangular boxes for graphing.



Three circles above three empty rectangular boxes for graphing.


Illustrate your story.

Use the words in your story.

Handwriting practice lines consisting of solid top and bottom lines with a dashed middle line.

Name:

Say, tap, map, and graph the story words.



Three circles above three empty rectangular boxes for graphing.



Three circles above three empty rectangular boxes for graphing.


Illustrate your story.

Use the words in your story.

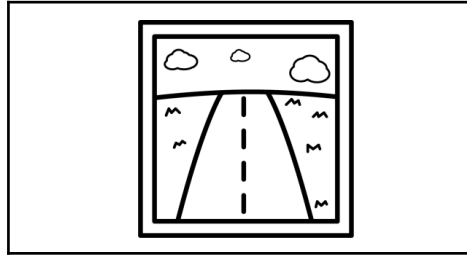
Four sets of handwriting lines, each consisting of a solid top line, a dashed middle line, and a solid bottom line.

Name:

Say, tap, map, and graph the story words.



Three circles above three empty rectangular boxes, used for graphing the words from the first illustration.



Three circles above three empty rectangular boxes, used for graphing the words from the second illustration.







Illustrate your story.

Use the words in your story.

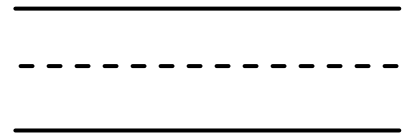

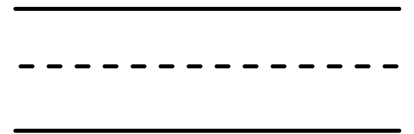
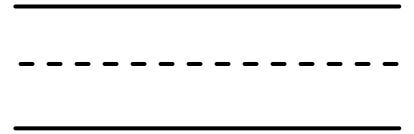
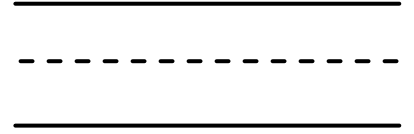
Four sets of handwriting lines, each consisting of a solid top line, a dashed middle line, and a solid bottom line.

Name: _____

Directions: Say, tap, map, and graph the words.




CVC Encoding Practice





Fold here.

Name: _____


Directions: Say, tap, map, and graph the words.





--	--	--



--	--	--




--	--	--



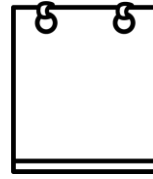
--	--	--

CVC Encoding Practice











Fold here.

Name: _____


Directions: Say, tap, map, and graph the words.




--	--	--



--	--	--




--	--	--



--	--	--

CVC Encoding Practice











Fold here.

Name: _____


Directions: Say, tap, map, and graph the words.




--	--	--



--	--	--



--	--	--




--	--	--

CVC Encoding Practice












Fold here.

Name: _____



Directions: Say, tap, map, and graph the words.





--	--	--



--	--	--




--	--	--





--	--	--

CVC Encoding Practice







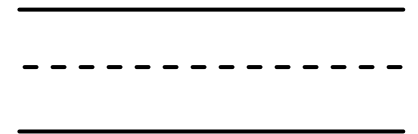

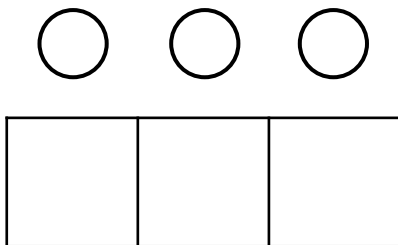

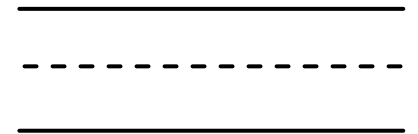

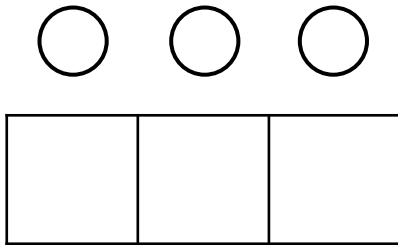

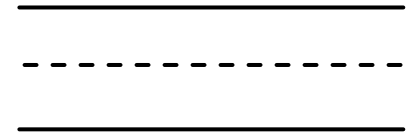
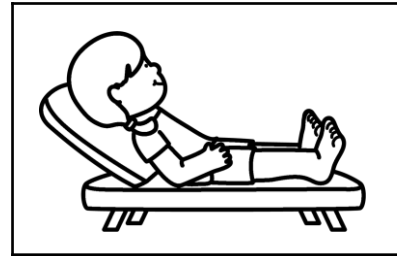
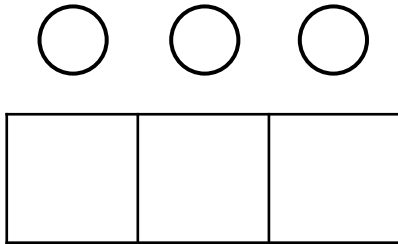
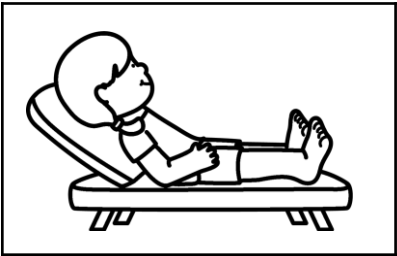
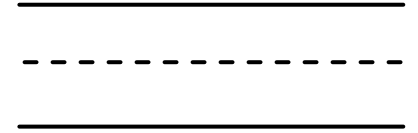

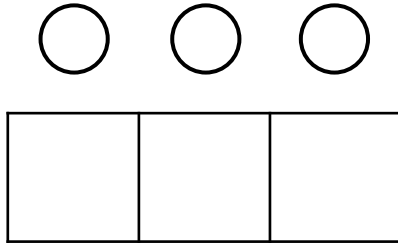



Fold here.

Name: _____

CVC Encoding Practice



Directions: Say, tap, map, and graph the words.




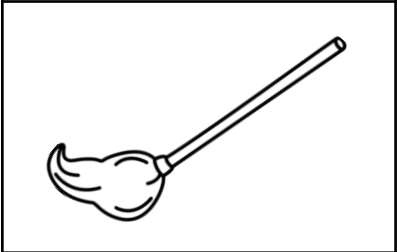
Fold here.

Name: _____


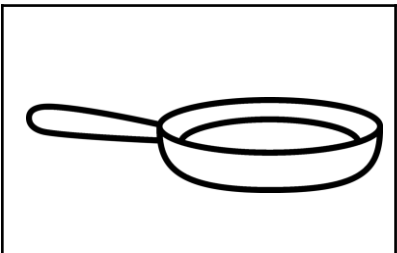
Directions: Say, tap, map, and graph the words.





--	--	--



--	--	--




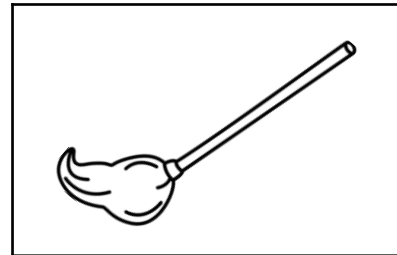
--	--	--

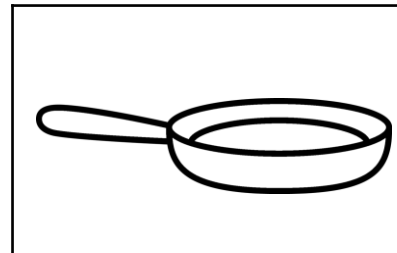



--	--	--

CVC Encoding Practice






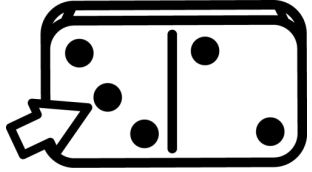





Fold here.

Name: _____


Directions: Say, tap, map, and graph the words.





--	--	--



--	--	--

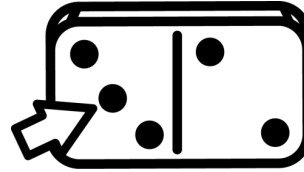


--	--	--




--	--	--

CVC Encoding Practice





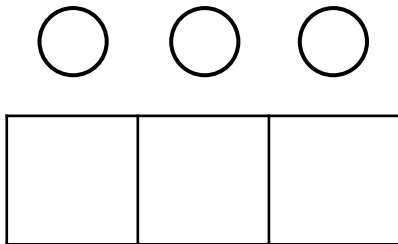

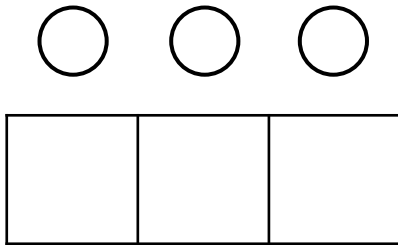

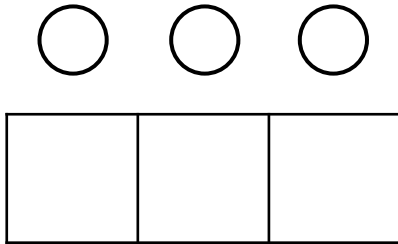

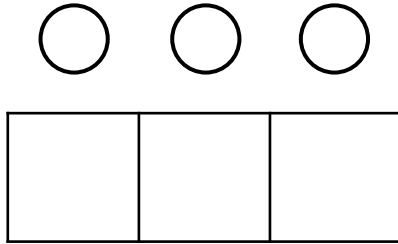





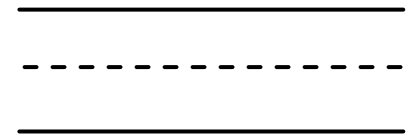

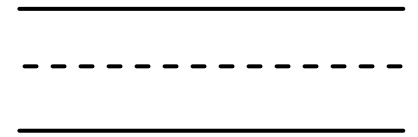

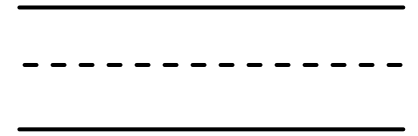

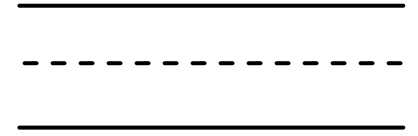

Fold here.

Name: _____

Directions: Say, tap, map, and graph the words.




CVC Encoding Practice





Fold here.

Name: _____


Directions: Say, tap, map, and graph the words.




--	--	--



--	--	--




--	--	--



--	--	--

CVC Encoding Practice





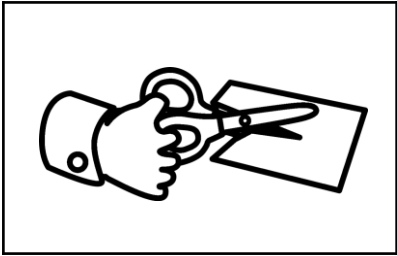




Fold here.


Name: _____

Directions: Say, tap, map, and graph the words.




○ ○ ○

--	--	--



○ ○ ○

--	--	--



○ ○ ○

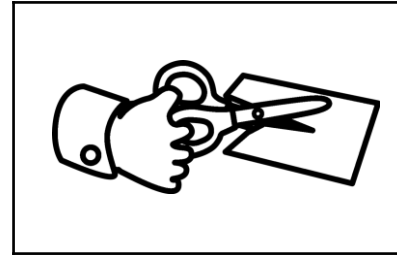
--	--	--





○ ○ ○

--	--	--

CVC Encoding Practice













Fold here.

Name: _____



Directions: Say, tap, map, and graph the words.





--	--	--



--	--	--




--	--	--




--	--	--

CVC Encoding Practice











Fold here.

Name: _____


Directions: Say, tap, map, and graph the words.




--	--	--



--	--	--



--	--	--



--	--	--

CVC Encoding Practice












Fold here.

Name: _____


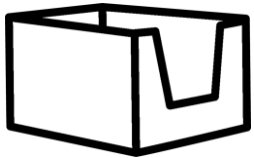
Directions: Say, tap, map, and graph the words.





--	--	--



--	--	--




--	--	--

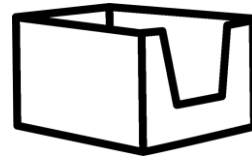


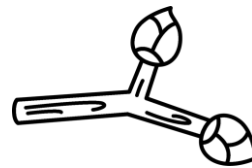
--	--	--

CVC Encoding Practice












Fold here.

Name: _____


Directions: Say, tap, map, and graph the words.




--	--	--



--	--	--




--	--	--



--	--	--

CVC Encoding Practice





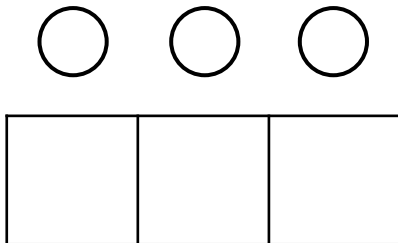

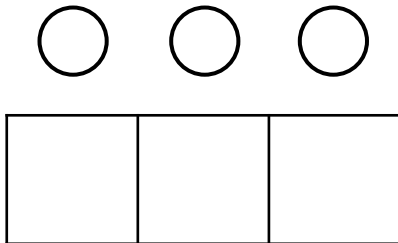
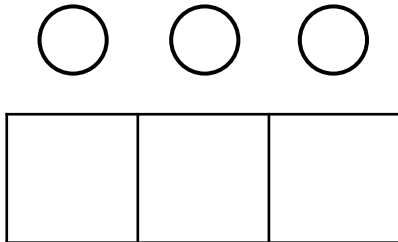

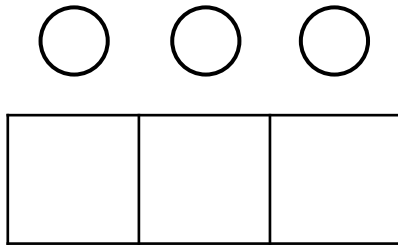





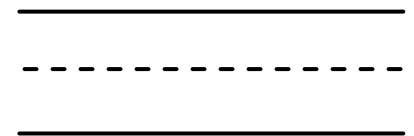

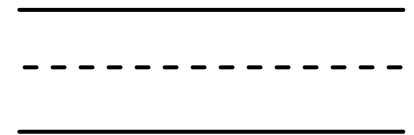
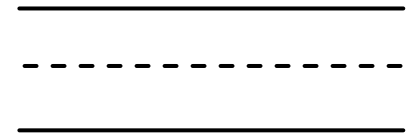

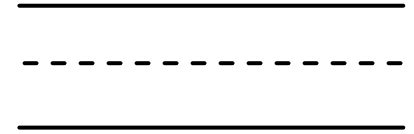

Fold here.

Name: _____

Directions: Say, tap, map, and graph the words.




CVC Encoding Practice





Fold here.

Name: _____


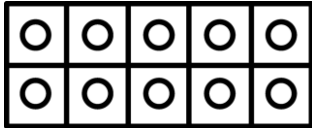
Directions: Say, tap, map, and graph the words.




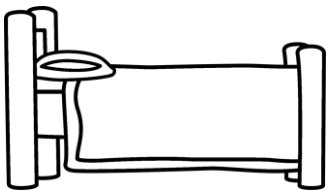
--	--	--



--	--	--



--	--	--

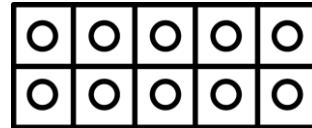


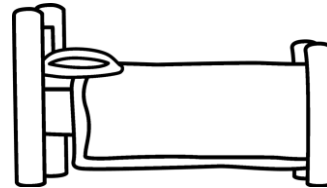
--	--	--

CVC Encoding Practice












Fold here.

Name: _____



Directions: Say, tap, map, and graph the words.





--	--	--



--	--	--




--	--	--




--	--	--

CVC Encoding Practice












Fold here.

Name: _____



Directions: Say, tap, map, and graph the words.





--	--	--



--	--	--




--	--	--





--	--	--

CVC Encoding Practice












Fold here.

Name: _____


Directions: Say, tap, map, and graph the words.




--	--	--



--	--	--





--	--	--



--	--	--

CVC Encoding Practice






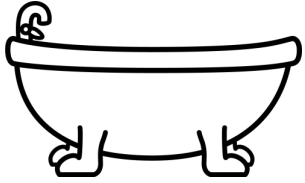






Fold here.

Name: _____


Directions: Say, tap, map, and graph the words.




--	--	--



--	--	--

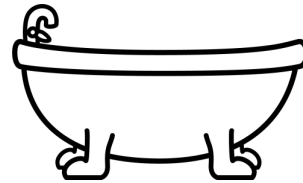



--	--	--



--	--	--

CVC Encoding Practice












Fold here.

Name: _____


Directions: Say, tap, map, and graph the words.





--	--	--



--	--	--




--	--	--




--	--	--

CVC Encoding Practice











Fold here.

Name: _____


Directions: Say, tap, map, and graph the words.




--	--	--



--	--	--



--	--	--




--	--	--

CVC Encoding Practice












Fold here.

Name: _____


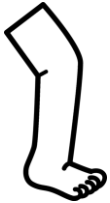
Directions: Say, tap, map, and graph the words.




--	--	--



--	--	--




--	--	--



--	--	--

CVC Encoding Practice












Fold here.

Name: _____


Directions: Say, tap, map, and graph the words.




--	--	--



--	--	--



--	--	--



--	--	--

CVC Encoding Practice












Fold here.

Name: _____


Directions: Say, tap, map, and graph the words.





--	--	--



--	--	--



--	--	--




--	--	--

CVC Encoding Practice





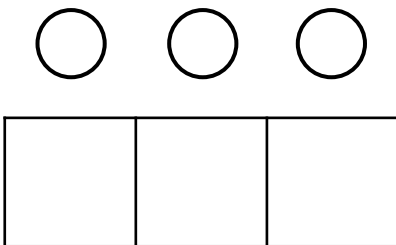

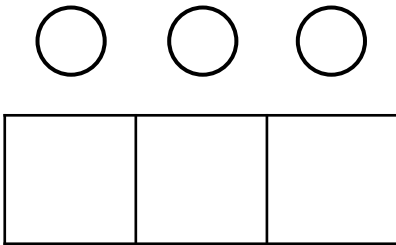

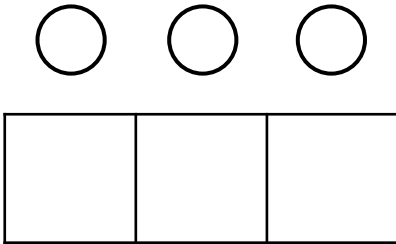
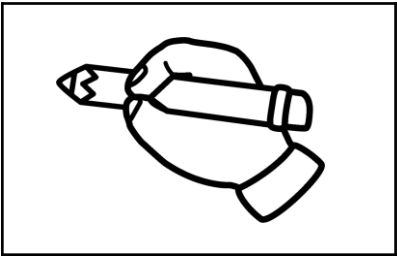
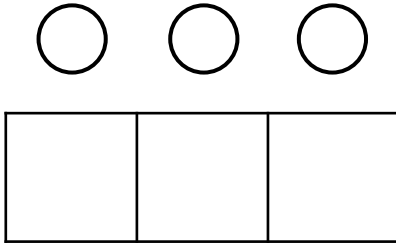




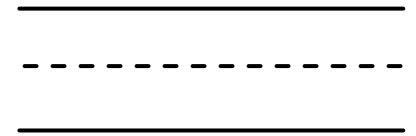

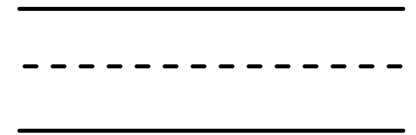

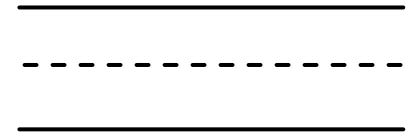
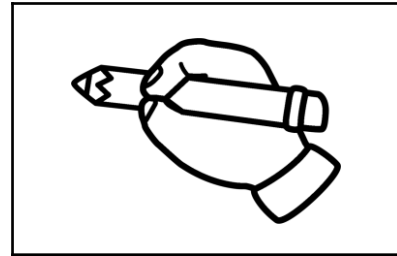
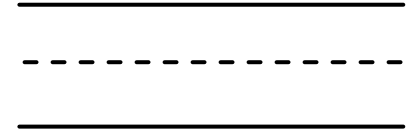
Fold here.

Name: _____

Directions: Say, tap, map, and graph the words.




CVC Encoding Practice




Fold here.

Name: _____


Directions: Say, tap, map, and graph the words.




--	--	--



--	--	--



--	--	--




--	--	--

CVC Encoding Practice











Fold here.

Name: _____


Directions: Say, tap, map, and graph the words.





--	--	--



--	--	--



--	--	--




--	--	--

CVC Encoding Practice






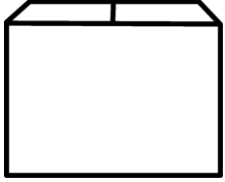





Fold here.

Name: _____


Directions: Say, tap, map, and graph the words.




--	--	--



--	--	--

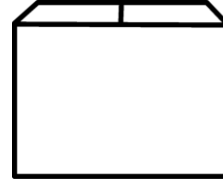


--	--	--



--	--	--

CVC Encoding Practice











Fold here.

Name: _____


Directions: Say, tap, map, and graph the words.





--	--	--



--	--	--



--	--	--



--	--	--

CVC Encoding Practice












Fold here.

Name: _____


Directions: Say, tap, map, and graph the words.





--	--	--



--	--	--



--	--	--




--	--	--

Digraphs Encoding Practice











Fold here.

Name: _____


Directions: Say, tap, map, and graph the words.




--	--	--



--	--	--



--	--	--



--	--	--

Digraphs Encoding Practice












Fold here.

Name: _____


Directions: Say, tap, map, and graph the words.




--	--	--



--	--	--




--	--	--



--	--	--

Digraphs Encoding Practice












Fold here.

Name: _____



Directions: Say, tap, map, and graph the words.




--	--	--



--	--	--



--	--	--





--	--	--

Digraphs Encoding Practice











Fold here.

Name: _____


Directions: Say, tap, map, and graph the words.




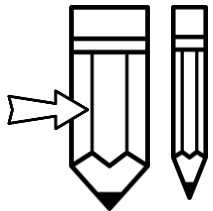
--	--	--



--	--	--



--	--	--




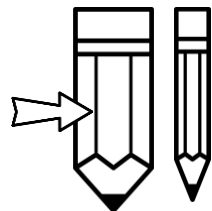
--	--	--

Digraphs Encoding Practice









Fold here.


Name: _____

Directions: Say, tap, map, and graph the words.




○ ○ ○

--	--	--



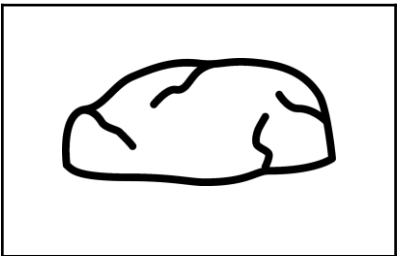
○ ○ ○

--	--	--



○ ○ ○

--	--	--

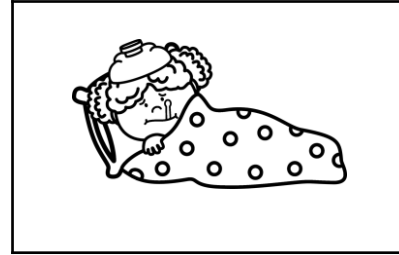



○ ○ ○

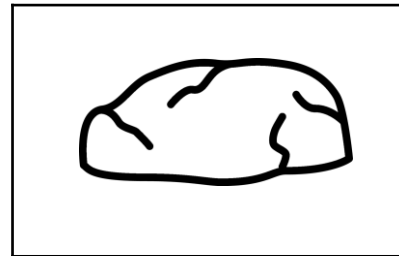
--	--	--

Digraphs Encoding Practice











Fold here.

Name: _____


Directions: Say, tap, map, and graph the words.




--	--	--



--	--	--



--	--	--




--	--	--

Digraphs Encoding Practice












Fold here.

Name: _____


Directions: Say, tap, map, and graph the words.




--	--	--



--	--	--




--	--	--




--	--	--

Digraphs Encoding Practice











Fold here.

Name: _____


Directions: Say, tap, map, and graph the words.




--	--	--



--	--	--



--	--	--



--	--	--

Digraphs Encoding Practice






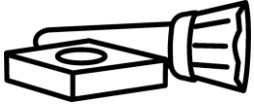




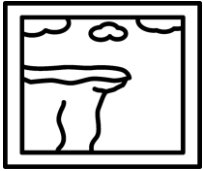
Fold here.

Name: _____

Directions: Say, tap, map, and graph the words.



--	--	--	--



--	--	--	--

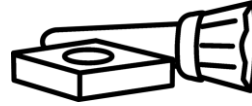


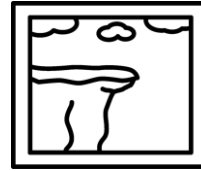
--	--	--	--




--	--	--	--

Blends Encoding Practice










Fold here.

Name: _____


Directions: Say, tap, map, and graph the words.





--	--	--	--



--	--	--	--



--	--	--	--





--	--	--	--

Blends Encoding Practice











Fold here.

Name: _____

Directions: Say, tap, map, and graph the words.





--	--	--	--



--	--	--	--



--	--	--	--




--	--	--	--

Blends Encoding Practice






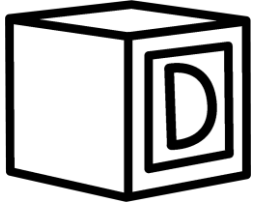






Fold here.

Name: _____

Directions: Say, tap, map, and graph the words.





--	--	--	--



--	--	--	--

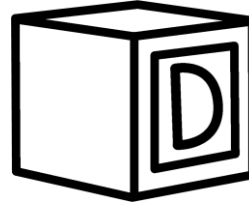



--	--	--	--




--	--	--	--

Blends Encoding Practice








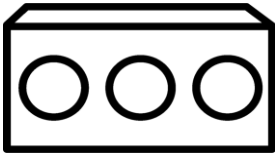
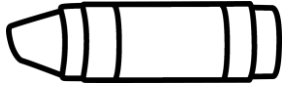




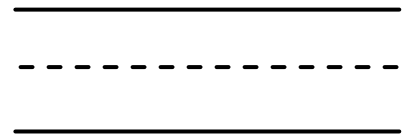
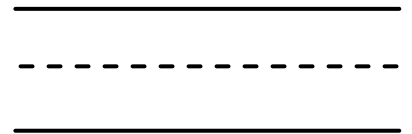
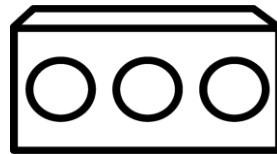
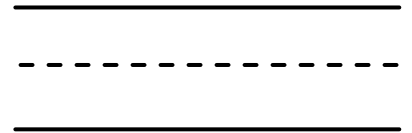
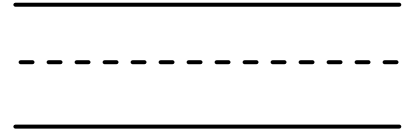
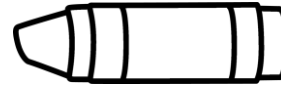
Fold here.

Name: _____

Directions: Say, tap, map, and graph the words.





Blends Encoding Practice




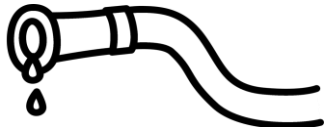
Fold here.

Name: _____


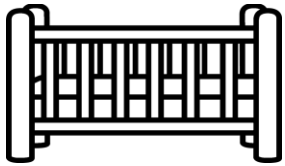
Directions: Say, tap, map, and graph the words.



--	--	--	--



--	--	--	--




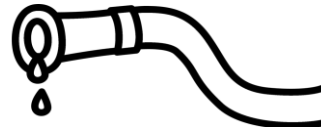
--	--	--	--

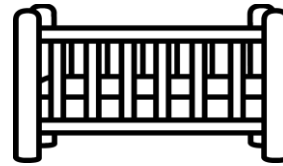



--	--	--	--

Blends Encoding Practice









Fold here.

Name: _____



Directions: Say, tap, map, and graph the words.




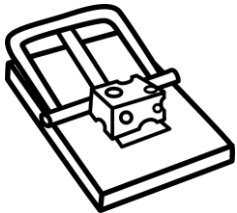
--	--	--	--



--	--	--	--



--	--	--	--





--	--	--	--

Blends Encoding Practice










Fold here.

Name: _____

Directions: Say, tap, map, and graph the words.




--	--	--	--



--	--	--	--



--	--	--	--



--	--	--	--

Blends Encoding Practice












Fold here.

Name: _____

Directions: Say, tap, map, and graph the words.





--	--	--	--



--	--	--	--




--	--	--	--




--	--	--	--

Blends Encoding Practice









Fold here.

Name: _____


Directions: Say, tap, map, and graph the words.




--	--	--	--



--	--	--	--



--	--	--	--



--	--	--	--

Blends Encoding Practice












Fold here.

Name: _____



Directions: Say, tap, map, and graph the words.




--	--	--	--



--	--	--	--



--	--	--	--



--	--	--	--

Blends Encoding Practice









Fold here.

Name: _____


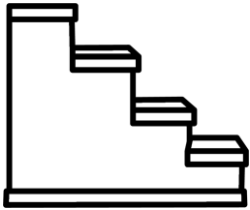
Directions: Say, tap, map, and graph the words.




--	--	--	--



--	--	--	--



--	--	--	--

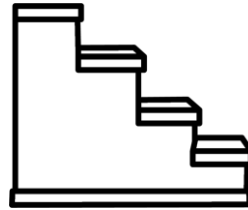


--	--	--	--

Blends Encoding Practice











Fold here.

Name: _____


Directions: Say, tap, map, and graph the words.




--	--	--	--



--	--	--	--



--	--	--	--



--	--	--	--

Blends Encoding Practice










Fold here.

Name: _____

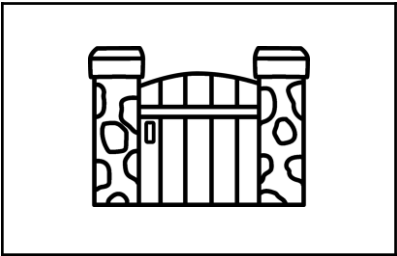
CVCe Encoding Practice

Directions: Say, tap, map, and graph the words.

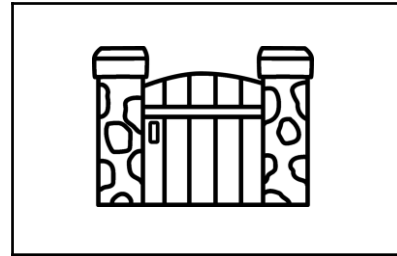


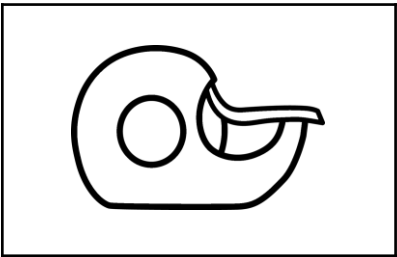
--	--	--



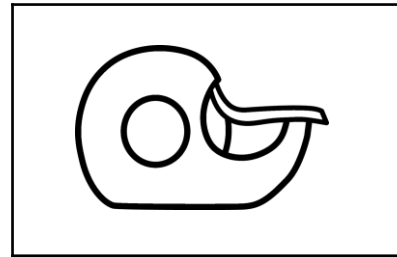



--	--	--






--	--	--





--	--	--



Fold here.

Name: _____

CVCe Encoding Practice


Directions: Say, tap, map, and graph the words.



--	--	--

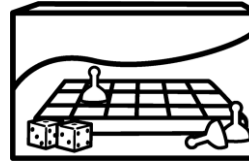
e






--	--	--

e





--	--	--

e





--	--	--

e



Fold here.

Name: _____

CVCe Encoding Practice

Directions: Say, tap, map, and graph the words.




--	--	--





--	--	--





--	--	--





--	--	--



Fold here.

Name: _____


CVCe Encoding Practice

Directions: Say, tap, map, and graph the words.





--	--	--







--	--	--






--	--	--





--	--	--




Fold here.

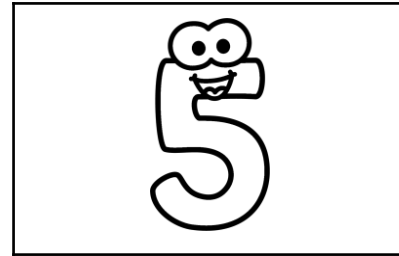
Name: _____


CVCe Encoding Practice

Directions: Say, tap, map, and graph the words.





○ ○ ○ (e)
[] [] [] (e)







○ ○ ○ (e)
[] [] [] (e)






○ ○ ○ (e)
[] [] [] (e)





○ ○ ○ (e)
[] [] [] (e)




Fold here.

Name: _____


CVCe Encoding Practice


Directions: Say, tap, map, and graph the words.



--	--	--


e






--	--	--


e





--	--	--

e





--	--	--

e



Fold here.

Name: _____


CVCe Encoding Practice

Directions: Say, tap, map, and graph the words.




--	--	--





--	--	--





--	--	--





--	--	--



Fold here.

Name: _____

CVCe Encoding Practice

Directions: Say, tap, map, and graph the words.



--	--	--


e





--	--	--

e






--	--	--


e





--	--	--

e



Fold here.

Name: _____

CVCe Encoding Practice

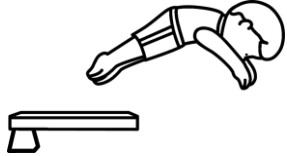
Directions: Say, tap, map, and graph the words.



--	--	--

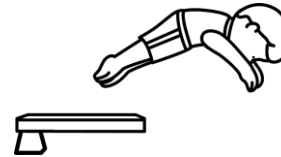
e






--	--	--


e





--	--	--

e





--	--	--

e

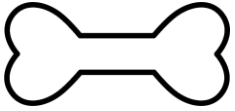


Fold here.

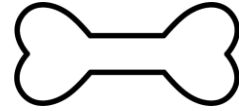
Name: _____


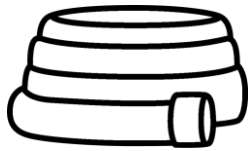
CVCe Encoding Practice

Directions: Say, tap, map, and graph the words.




--	--	--





--	--	--





--	--	--





--	--	--



Fold here.


Name: _____

CVCe Encoding Practice

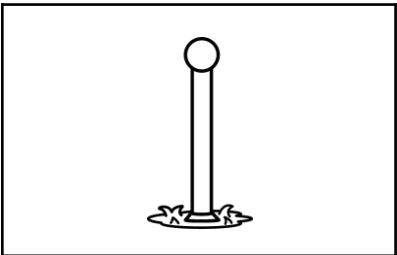
Directions: Say, tap, map, and graph the words.




--	--	--



--	--	--




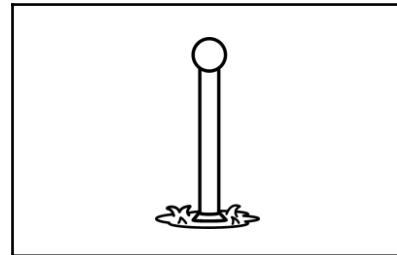
--	--	--



--	--	--










Fold here.


Name: _____


CVCe Encoding Practice

Directions: Say, tap, map, and graph the words.




○ ○ ○ (e)
□ □ □



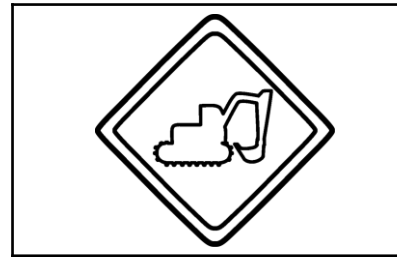


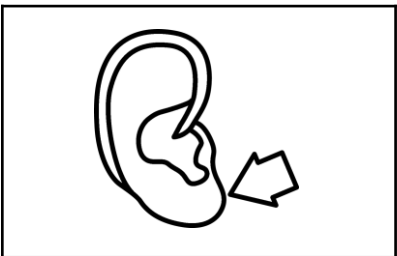
○ ○ ○ (e)
□ □ □



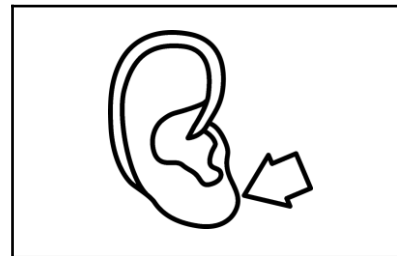


○ ○ ○ (e)
□ □ □





○ ○ ○ (e)
□ □ □




Fold here.


Name: _____

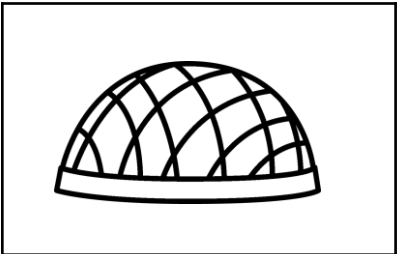
CVCe Encoding Practice

Directions: Say, tap, map, and graph the words.

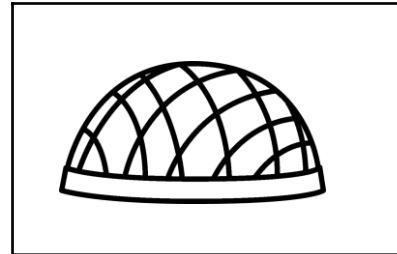



○ ○ ○ (e)
[] [] [] (e)







○ ○ ○ (e)
[] [] [] (e)






○ ○ ○ (e)
[] [] [] (e)





○ ○ ○ (e)
[] [] [] (e)

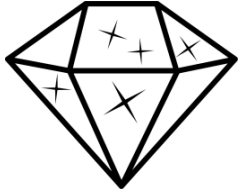


Fold here.

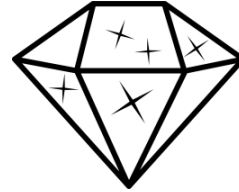
Name: _____

CVCe Encoding Practice

Directions: Say, tap, map, and graph the words.



--	--	--





--	--	--





--	--	--





--	--	--



Fold here.

Name: _____


CVCe Encoding Practice

Directions: Say, tap, map, and graph the words.



--	--	--

e

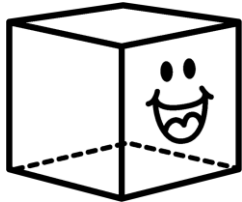




--	--	--

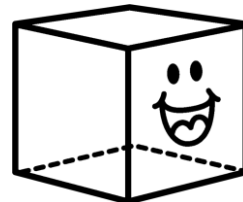
e





--	--	--

e





--	--	--

e




Fold here.


Name: _____


CVCe Encoding Practice

Directions: Say, tap, map, and graph the words.



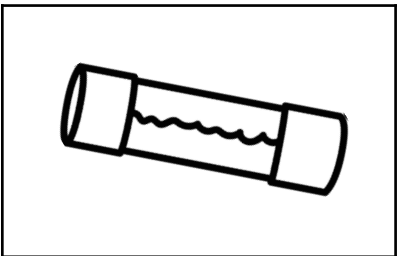
--	--	--



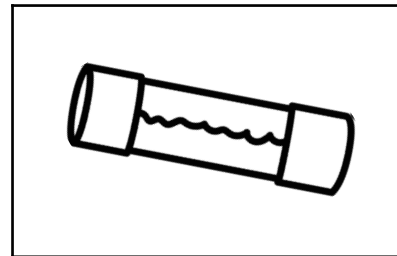



--	--	--






--	--	--





--	--	--



Fold here.

Name: _____

CVCe Encoding Practice

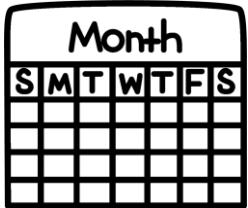
Directions: Say, tap, map, and graph the words.



--	--	--


e





--	--	--

e






--	--	--


e





--	--	--

e




Fold here.


Name: _____


CVCe Encoding Practice

Directions: Say, tap, map, and graph the words.





○ ○ ○ (e)
□ □ □






○ ○ ○ (e)
□ □ □






○ ○ ○ (e)
□ □ □






○ ○ ○ (e)
□ □ □




Fold here.

Name: _____


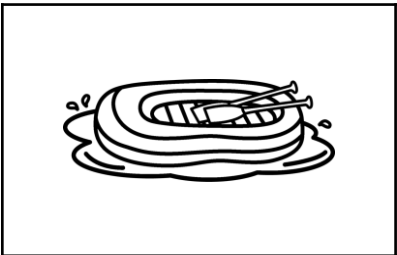
Directions: Say, tap, map, and graph the words.



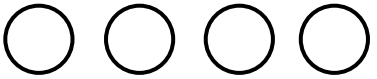
--	--	--	--



--	--	--	--





--	--	--	--

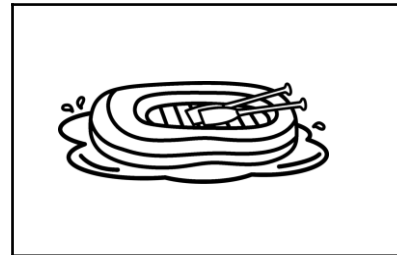


--	--	--	--

Blends Encoding Practice






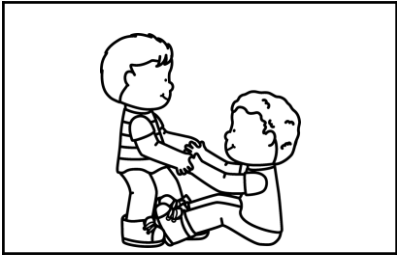





Fold here.

Name: _____


Directions: Say, tap, map, and graph the words.



--	--	--	--



--	--	--	--

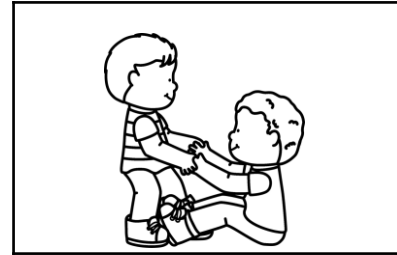


--	--	--	--




--	--	--	--

Blends Encoding Practice











Fold here.

Name: _____

Directions: Say, tap, map, and graph the words.



--	--	--	--



--	--	--	--



--	--	--	--



--	--	--	--

Blends Encoding Practice










Fold here.

Name: _____

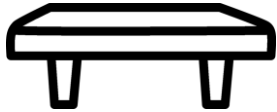
Directions: Say, tap, map, and graph the words.




--	--	--	--



--	--	--	--



--	--	--	--



--	--	--	--

Blends Encoding Practice











Fold here.

Name: _____

Directions: Say, tap, map, and graph the words.





--	--	--	--



--	--	--	--





--	--	--	--



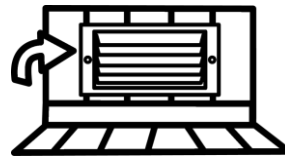
--	--	--	--

Blends Encoding Practice












Fold here.

Name: _____


Directions: Say, tap, map, and graph the words.




--	--	--	--



--	--	--	--




--	--	--	--



--	--	--	--

Blends Encoding Practice











Fold here.

Name: _____


Directions: Say, tap, map, and graph the words.




--	--	--	--



--	--	--	--



--	--	--	--



--	--	--	--

Blends Encoding Practice












Fold here.

Name: _____

Directions: Say, tap, map, and graph the words.




--	--	--	--



--	--	--	--




--	--	--	--



--	--	--	--

Blends Encoding Practice





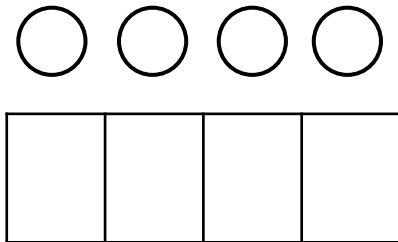

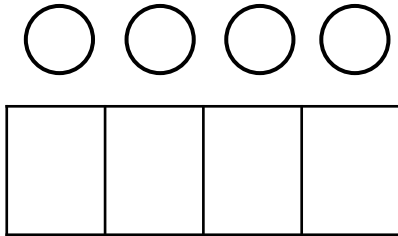

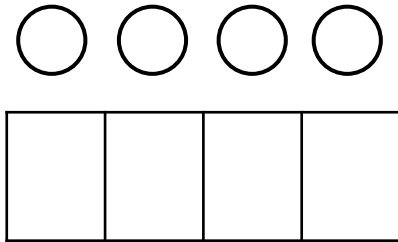
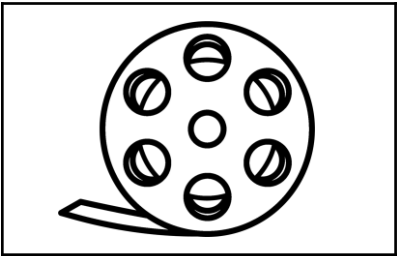
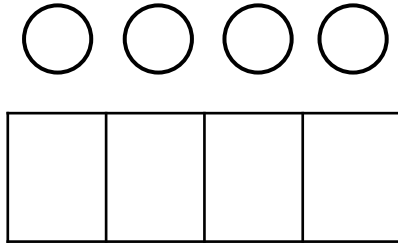





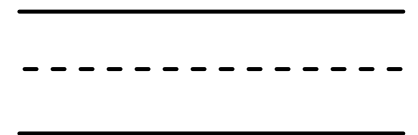

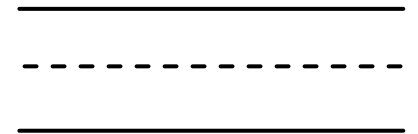
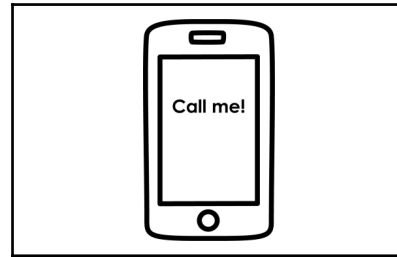
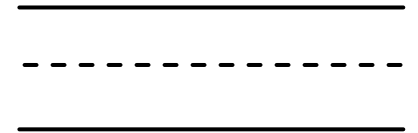
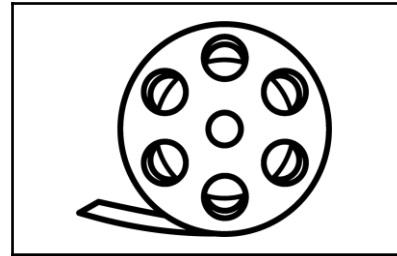
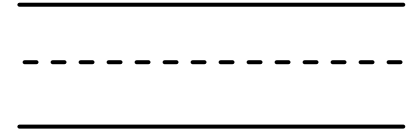

Fold here.

Name: _____

Directions: Say, tap, map, and graph the words.




Blends Encoding Practice




Fold here.

Name: _____


Directions: Say, tap, map, and graph the words.




--	--	--



--	--	--




--	--	--




--	--	--

R-Control Encoding Practice












Fold here.

Name: _____


Directions: Say, tap, map, and graph the words.




--	--	--



--	--	--




--	--	--



--	--	--

R-Control Encoding Practice












Fold here.

Name: _____


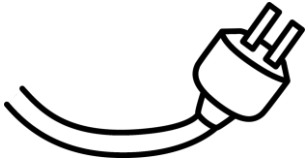
Directions: Say, tap, map, and graph the words.





--	--	--



--	--	--




--	--	--




--	--	--

R-Control Encoding Practice











Fold here.

Name: _____


Directions: Say, tap, map, and graph the words.




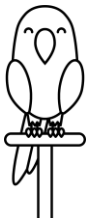
--	--	--



--	--	--



--	--	--



--	--	--

R-Control Encoding Practice












Fold here.

Name: _____


Directions: Say, tap, map, and graph the words.





--	--	--



--	--	--




--	--	--




--	--	--

R-Control Encoding Practice















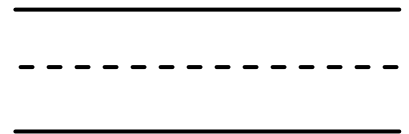
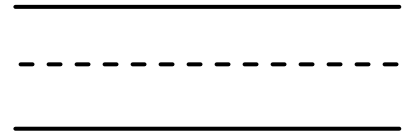
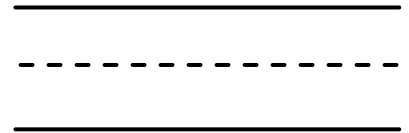
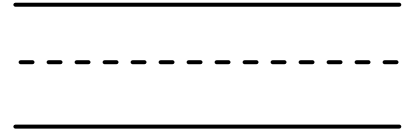
Fold here.

Name: _____

Directions: Say, tap, map, and graph the words.





R-Control Encoding Practice





Fold here.

Name: _____



Directions: Say, tap, map, and graph the words.




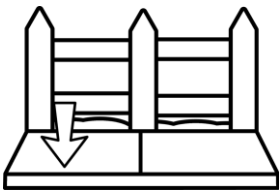
--	--	--



--	--	--





--	--	--

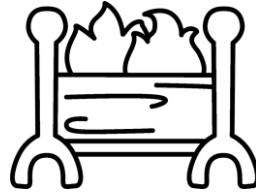


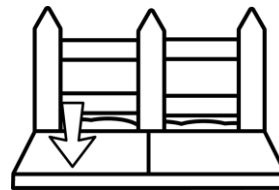
--	--	--

R-Control Encoding Practice






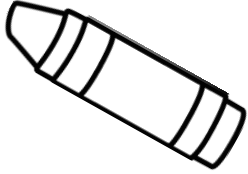





Fold here.

Name: _____


Directions: Say, tap, map, and graph the words.




--	--	--



--	--	--

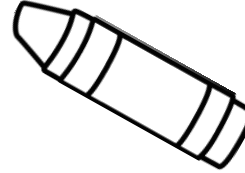


--	--	--



--	--	--

Vowel Teams Encoding Practice






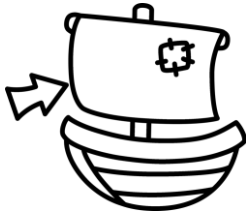





Fold here.

Name: _____



Directions: Say, tap, map, and graph the words.





--	--	--



--	--	--




--	--	--





--	--	--

Vowel Teams Encoding Practice











Fold here.

Name: _____


Directions: Say, tap, map, and graph the words.





--	--	--



--	--	--



--	--	--




--	--	--

Vowel Teams Encoding Practice










Fold here.

Name: _____


Vowel Teams Encoding Practice

Directions: Say, tap, map, and graph the words.






--	--	--



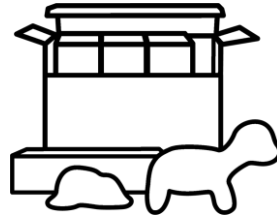



--	--	--





--	--	--





--	--	--




Fold here.

Name: _____


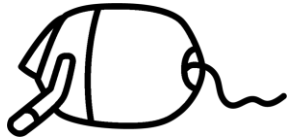
Vowel Teams Encoding Practice

Directions: Say, tap, map, and graph the words.

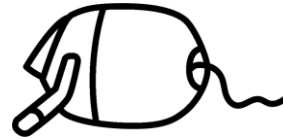



--	--	--






--	--	--





--	--	--






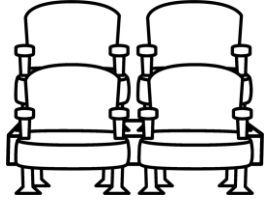
--	--	--




Fold here.

Name: _____



Directions: Say, tap, map, and graph the words.





--	--	--



--	--	--



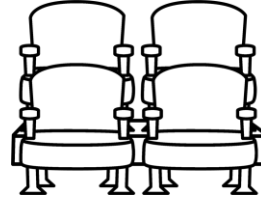
--	--	--



--	--	--


Fold here.

Vowel Teams Encoding Practice












Name: _____



Directions: Say, tap, map, and graph the words.




--	--	--



--	--	--



--	--	--




--	--	--

Vowel Teams Encoding Practice











Fold here.

Name: _____


Directions: Say, tap, map, and graph the words.




--	--	--



--	--	--



--	--	--



--	--	--

Fold here.

Vowel Teams Encoding Practice













Name: _____

Vowel Teams Encoding Practice



Directions: Say, tap, map, and graph the words.





--	--	--




--	--	--





--	--	--




--	--	--











Fold here.

Name: _____



Directions: Say, tap, map, and graph the words.





--	--	--



--	--	--



--	--	--





--	--	--


Fold here.

Vowel Teams Encoding Practice













Name: _____


Directions: Say, tap, map, and graph the words.





--	--	--



--	--	--




--	--	--




--	--	--


Fold here.

Vowel Teams Encoding Practice












Name: _____


Directions: Say, tap, map, and graph the words.




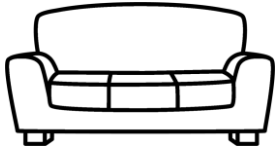
--	--	--



--	--	--





--	--	--




--	--	--

Vowel Teams Encoding Practice










Fold here.

Name: _____


Vowel Teams Encoding Practice

Directions: Say, tap, map, and graph the words.




--	--	--







--	--	--






--	--	--






--	--	--





Fold here.

Name: _____


Directions: Say, tap, map, and graph the words.




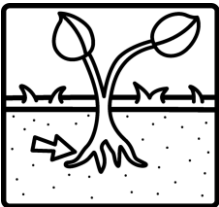
--	--	--



--	--	--



--	--	--




--	--	--

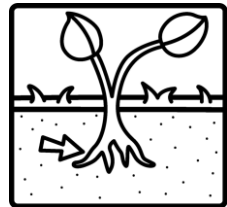
Fold here.

Vowel Teams Encoding Practice












Name: _____


Directions: Say, tap, map, and graph the words.




--	--	--



--	--	--




--	--	--



--	--	--

Vowel Teams Encoding Practice










Fold here.

Name:

Date:

A	B	C	D	E	F	G	H	I	J	K	L	M	N	O	P	Q	R	S	T	U	V	W	X	Y	Z
---	---	---	---	---	---	---	---	---	---	---	---	---	---	---	---	---	---	---	---	---	---	---	---	---	---

a	b	c	d	e	f	g	h	i	j	k	l	m	n	o	p	q	r	s	t	u	v	w	x	y	z
---	---	---	---	---	---	---	---	---	---	---	---	---	---	---	---	---	---	---	---	---	---	---	---	---	---

Tap It! 

Map It!

--	--	--

Name:

Date:

A	B	C	D	E	F	G	H	I	J	K	L	M	N	O	P	Q	R	S	T	U	V	W	X	Y	Z
---	---	---	---	---	---	---	---	---	---	---	---	---	---	---	---	---	---	---	---	---	---	---	---	---	---

a	b	c	d	e	f	g	h	i	j	k	l	m	n	o	p	q	r	s	t	u	v	w	x	y	z
---	---	---	---	---	---	---	---	---	---	---	---	---	---	---	---	---	---	---	---	---	---	---	---	---	---

Tap It! ○ ○ ○

Map It!

--	--	--

Name:

Date:

A	B	C	D	E	F	G	H	I	J	K	L	M	N	O	P	Q	R	S	T	U	V	W	X	Y	Z
---	---	---	---	---	---	---	---	---	---	---	---	---	---	---	---	---	---	---	---	---	---	---	---	---	---

a	b	c	d	e	f	g	h	i	j	k	l	m	n	o	p	q	r	s	t	u	v	w	x	y	z
---	---	---	---	---	---	---	---	---	---	---	---	---	---	---	---	---	---	---	---	---	---	---	---	---	---

Tap It! ○ ○ ○



























Map It!

--	--	--


Handwriting practice lines consisting of four sets of three horizontal lines each: a solid top line, a dashed middle line, and a solid bottom line.

Name:

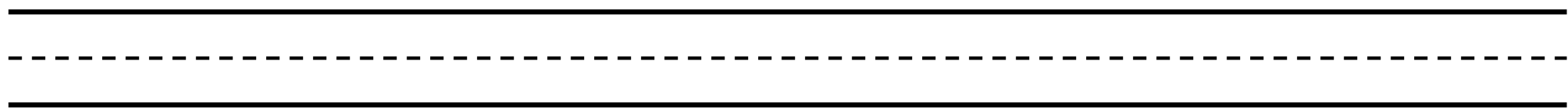
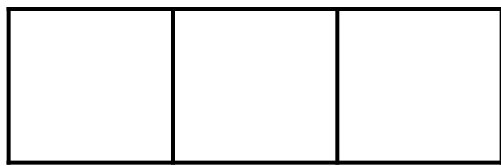
Date:

a 	b 	c 	d 	e 	f 	g 	h 	i 	j 	k 	l 	m 
n 	o 	p 	q 	r 	s 	t 	u 	v 	w 	x 	y 	z 

Tap It!





























Map It!




Name:

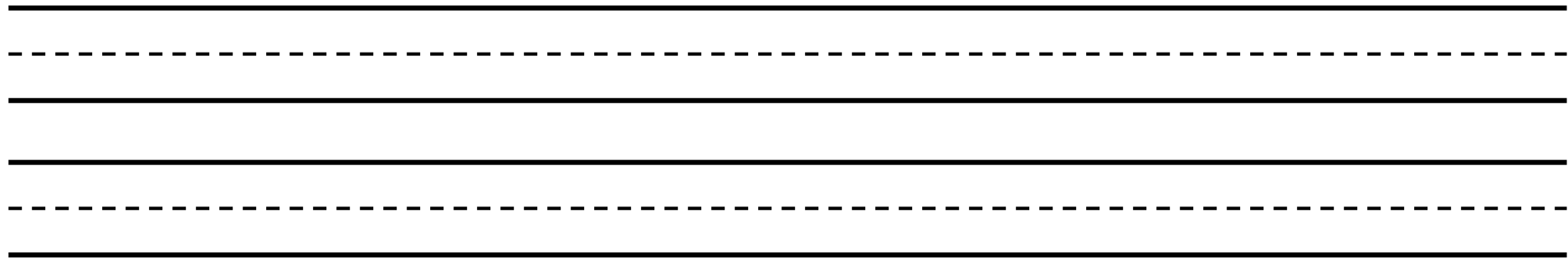
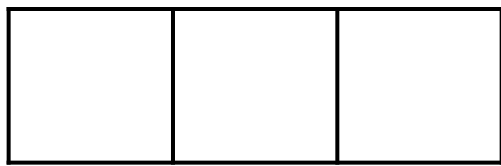
Date:

a 	b 	c 	d 	e 	f 	g 	h 	i 	j 	k 	l 	m 
n 	o 	p 	q 	r 	s 	t 	u 	v 	w 	x 	y 	z 

Tap It!





























Map It!




Name:

Date:

a 	b 	c 	d 	e 	f 	g 	h 	i 	j 	k 	l 	m 
n 	o 	p 	q 	r 	s 	t 	u 	v 	w 	x 	y 	z 

Tap It!



Map It!



Handwriting practice lines consisting of three sets of solid top and bottom lines with a dashed middle line.


Name:

Date:

A	B	C	D	E	F	G	H	I	J	K	L	M	N	O	P	Q	R	S	T	U	V	W	X	Y	Z
---	---	---	---	---	---	---	---	---	---	---	---	---	---	---	---	---	---	---	---	---	---	---	---	---	---

a	b	c	d	e	f	g	h	i	j	k	l	m	n	o	p	q	r	s	t	u	v	w	x	y	z
---	---	---	---	---	---	---	---	---	---	---	---	---	---	---	---	---	---	---	---	---	---	---	---	---	---

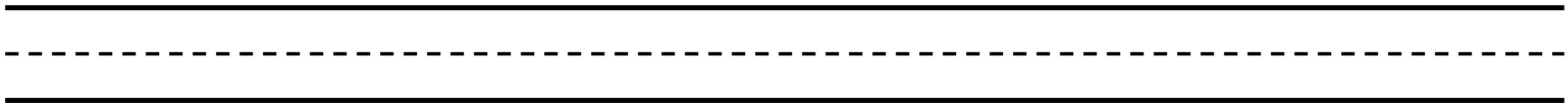
Tap It!



Map It!



	like	see
	look	the



Name:

Date:

A	B	C	D	E	F	G	H	I	J	K	L	M	N	O	P	Q	R	S	T	U	V	W	X	Y	Z
---	---	---	---	---	---	---	---	---	---	---	---	---	---	---	---	---	---	---	---	---	---	---	---	---	---

a	b	c	d	e	f	g	h	i	j	k	l	m	n	o	p	q	r	s	t	u	v	w	x	y	z
---	---	---	---	---	---	---	---	---	---	---	---	---	---	---	---	---	---	---	---	---	---	---	---	---	---

Tap It! ○ ○ ○

Map It!

--	--	--

	like	see
	look	the

Name:

Date:

A	B	C	D	E	F	G	H	I	J	K	L	M	N	O	P	Q	R	S	T	U	V	W	X	Y	Z
---	---	---	---	---	---	---	---	---	---	---	---	---	---	---	---	---	---	---	---	---	---	---	---	---	---

a	b	c	d	e	f	g	h	i	j	k	l	m	n	o	p	q	r	s	t	u	v	w	x	y	z
---	---	---	---	---	---	---	---	---	---	---	---	---	---	---	---	---	---	---	---	---	---	---	---	---	---

Tap It! ○ ○ ○

Map It!

--	--	--

	like	see
	look	the

Generic Writing Paper

Name:

Date:

A	B	C	D	E	F	G	H	I	J	K	L	M	N	O	P	Q	R	S	T	U	V	W	X	Y	Z
---	---	---	---	---	---	---	---	---	---	---	---	---	---	---	---	---	---	---	---	---	---	---	---	---	---

a	b	c	d	e	f	g	h	i	j	k	l	m	n	o	p	q	r	s	t	u	v	w	x	y	z
---	---	---	---	---	---	---	---	---	---	---	---	---	---	---	---	---	---	---	---	---	---	---	---	---	---

Name:

Date:

A	B	C	D	E	F	G	H	I	J	K	L	M	N	O	P	Q	R	S	T	U	V	W	X	Y	Z
---	---	---	---	---	---	---	---	---	---	---	---	---	---	---	---	---	---	---	---	---	---	---	---	---	---

a	b	c	d	e	f	g	h	i	j	k	l	m	n	o	p	q	r	s	t	u	v	w	x	y	z
---	---	---	---	---	---	---	---	---	---	---	---	---	---	---	---	---	---	---	---	---	---	---	---	---	---

Handwriting practice lines consisting of two sets of three horizontal lines each. Each set includes a solid top line, a dashed middle line, and a solid bottom line.

Name:

Date:



























A	B	C	D	E	F	G	H	I	J	K	L	M	N	O	P	Q	R	S	T	U	V	W	X	Y	Z
---	---	---	---	---	---	---	---	---	---	---	---	---	---	---	---	---	---	---	---	---	---	---	---	---	---

a	b	c	d	e	f	g	h	i	j	k	l	m	n	o	p	q	r	s	t	u	v	w	x	y	z
---	---	---	---	---	---	---	---	---	---	---	---	---	---	---	---	---	---	---	---	---	---	---	---	---	---

Handwriting practice lines consisting of four sets of three horizontal lines each. Each set includes a solid top line, a dashed middle line, and a solid bottom line.



























Name:

Date:

a 	b 	c 	d 	e 	f 	g 	h 	i 	j 	k 	l 	m 
n 	o 	p 	q 	r 	s 	t 	u 	v 	w 	x 	y 	z 

Name:



























Date:

a 	b 	c 	d 	e 	f 	g 	h 	i 	j 	k 	l 	m 
n 	o 	p 	q 	r 	s 	t 	u 	v 	w 	x 	y 	z 

Handwriting practice lines consisting of two sets of three horizontal lines each. Each set includes a solid top line, a dashed middle line, and a solid bottom line.

Name:

Date:

a 	b 	c 	d 	e 	f 	g 	h 	i 	j 	k 	l 	m 
n 	o 	p 	q 	r 	s 	t 	u 	v 	w 	x 	y 	z 

Handwriting practice lines consisting of four sets of three horizontal lines (top solid, middle dashed, bottom solid).

Portrait Writing Paper

Name:

Date:

A	B	C	D	E	F	G	H	I	J	K	L	M	N	O	P	Q	R	S	T	U	V	W	X	Y	Z
a	b	c	d	e	f	g	h	i	j	k	l	m	n	o	p	q	r	s	t	u	v	w	x	y	z

Tap It! ○ ○ ○

Map It!


--	--	--

Name:


Date:

A	B	C	D	E	F	G	H	I	J	K	L	M	N	O	P	Q	R	S	T	U	V	W	X	Y	Z
a	b	c	d	e	f	g	h	i	j	k	l	m	n	o	p	q	r	s	t	u	v	w	x	y	z

Tap It! ○ ○ ○



Map It!

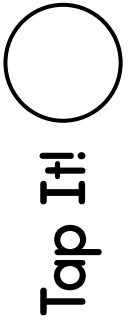


Handwriting practice lines consisting of a solid top line, a dashed middle line, and a solid bottom line, repeated three times.


Name:

Date:

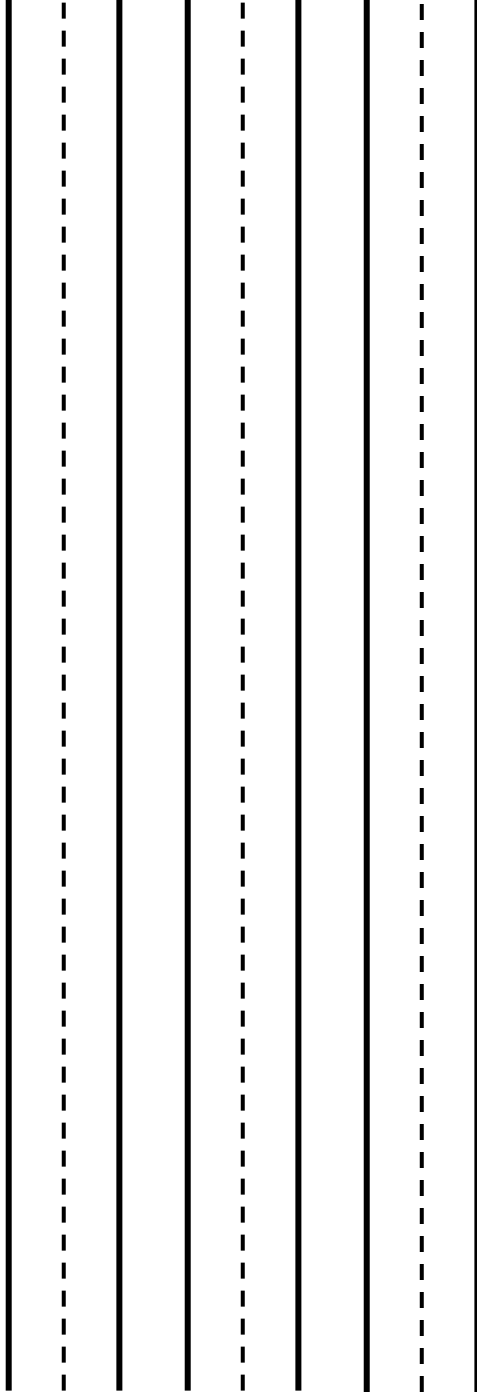

A	B	C	D	E	F	G	H	I	J	K	L	M	N	O	P	Q	R	S	T	U	V	W	X	Y	Z
a	b	c	d	e	f	g	h	i	j	k	l	m	n	o	p	q	r	s	t	u	v	w	x	y	z



Tap It!



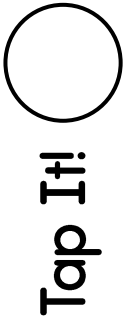
Map It!




Name:

Date:


A	B	C	D	E	F	G	H	I	J	K	L	M	N	O	P	Q	R	S	T	U	V	W	X	Y	Z
a	b	c	d	e	f	g	h	i	j	k	l	m	n	o	p	q	r	s	t	u	v	w	x	y	z



Tap It!



Map It!

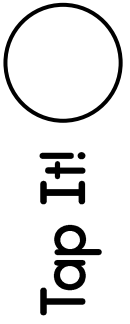


Handwriting practice lines consisting of four sets of three horizontal lines each. Each set includes a solid top line, a dashed middle line, and a solid bottom line.


Name:

Date:


A	B	C	D	E	F	G	H	I	J	K	L	M	N	O	P	Q	R	S	T	U	V	W	X	Y	Z
a	b	c	d	e	f	g	h	i	j	k	l	m	n	o	p	q	r	s	t	u	v	w	x	y	z



Tap It!



Map It!



Handwriting practice lines consisting of four sets of three horizontal lines (top solid, middle dashed, bottom solid).

Name:

Date:

A B C D E F G H I J K L M N O P Q R S T U V W X Y Z

a b c d e f g h i j k l m n o p q r s t u v w x y z

Tap It! ○ ○ ○ ○ Map It!

--	--	--

like	see
look	the



Name:

Date:

A B C D E F G H I J K L M N O P Q R S T U V W X Y Z

a b c d e f g h i j k l m n o p q r s t u v w x y z

Tap It! ○ ○ ○ ○

Map It!

--	--	--

like	see
look	the

Name:

Date:

A B C D E F G H I J K L M N O P Q R S T U V W X Y Z

a b c d e f g h i j k l m n o p q r s t u v w x y z

like	see
look	the

--	--	--

Tap It! ○ ○ ○ Map It!

Handwriting practice lines consisting of solid top and bottom lines with a dashed middle line. There are four sets of these lines.

Name:

Date:

A B C D E F G H I J K L M N O P Q R S T U V W X Y Z

a b c d e f g h i j k l m n o p q r s t u v w x y z

like	see
look	the


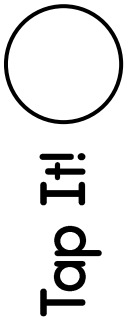


--	--	--

Tap It! ○ ○ ○ Map It!

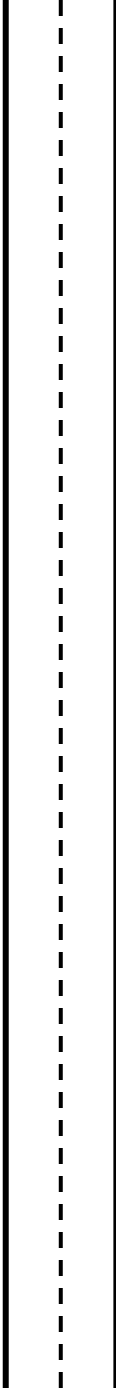

Handwriting practice lines consisting of solid top and bottom lines with a dashed middle line. There are four sets of these lines.

Name:

Date:







Map It!

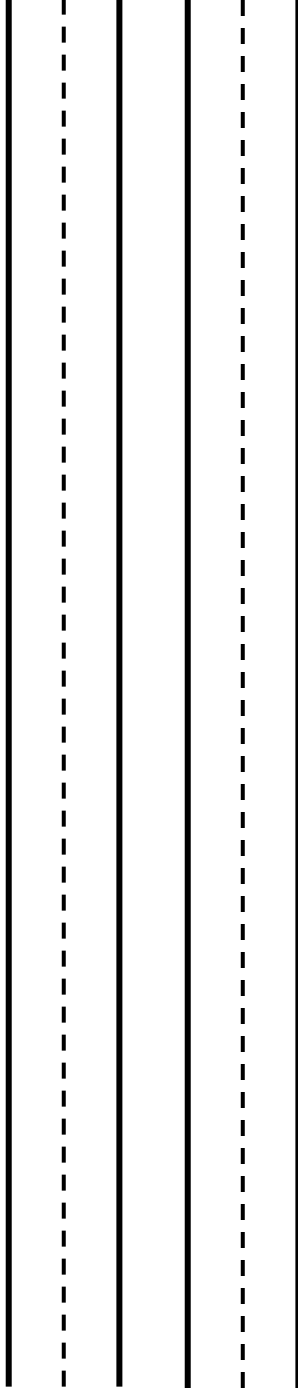


Name:

Date:


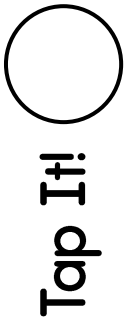




Map It!

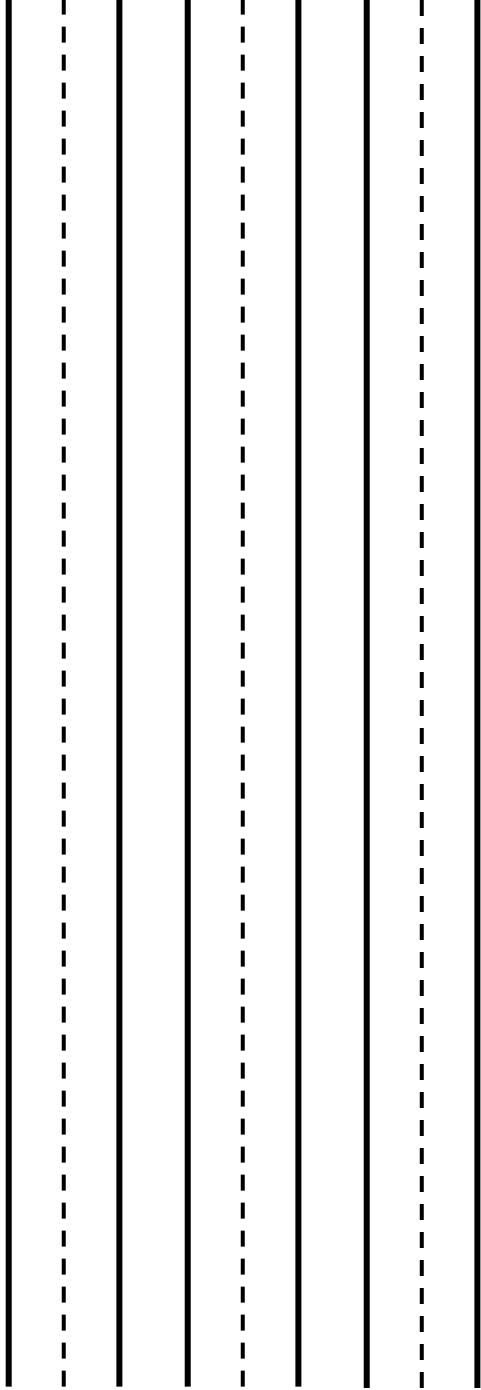



Name:

Date:





























Map It!




Name:

Date:

a	
b	
c	
d	
e	
f	
g	
h	
i	
j	
k	
l	
m	

n	
o	
p	
q	
r	
s	
t	
u	
v	
w	
x	
y	
z	

--	--	--






























Map It!

Handwriting practice lines consisting of four sets of three horizontal lines each. Each set includes a solid top line, a dashed middle line, and a solid bottom line.

Name:


Date:

a	b	c	d	e	f	g	h	i	j	k	l	m
												
n	o	p	q	r	s	t	u	v	w	x	y	z
												



Tap It!

Map It!



Handwriting practice lines consisting of 10 sets of three horizontal lines: a solid top line, a dashed middle line, and a solid bottom line.

Generic Writing Paper

Name:

Date:

A	B	C	D	E	F	G	H	I	J	K	L	M	N	O	P	Q	R	S	T	U	V	W	X	Y	Z
---	---	---	---	---	---	---	---	---	---	---	---	---	---	---	---	---	---	---	---	---	---	---	---	---	---

a	b	c	d	e	f	g	h	i	j	k	l	m	n	o	p	q	r	s	t	u	v	w	x	y	z
---	---	---	---	---	---	---	---	---	---	---	---	---	---	---	---	---	---	---	---	---	---	---	---	---	---

Name:

Date:

A	B	C	D	E	F	G	H	I	J	K	L	M	N	O	P	Q	R	S	T	U	V	W	X	Y	Z
a	b	c	d	e	f	g	h	i	j	k	l	m	n	o	p	q	r	s	t	u	v	w	x	y	z

Name:

Date:

A	B	C	D	E	F	G	H	I	J	K	L	M	N	O	P	Q	R	S	T	U	V	W	X	Y	Z
a	b	c	d	e	f	g	h	i	j	k	l	m	n	o	p	q	r	s	t	u	v	w	x	y	z

Blank handwriting practice lines consisting of four sets of three horizontal lines (top solid, middle dashed, bottom solid).

Name:

Date:

A	B	C	D	E	F	G	H	I	J	K	L	M	N	O	P	Q	R	S	T	U	V	W	X	Y	Z
a	b	c	d	e	f	g	h	i	j	k	l	m	n	o	p	q	r	s	t	u	v	w	x	y	z

Handwriting practice lines consisting of four sets of three horizontal lines each. Each set includes a solid top line, a dashed middle line, and a solid bottom line.

Name:

Date:













































A	B	C	D	E	F	G	H	I	J	K	L	M	N	O	P	Q	R	S	T	U	V	W	X	Y	Z
a	b	c	d	e	f	g	h	i	j	k	l	m	n	o	p	q	r	s	t	u	v	w	x	y	z













































Handwriting practice lines consisting of solid top and bottom lines with a dashed middle line for letter height guidance. There are four sets of these lines.























sat		fit		pin		cot	
mat		pit		tan		cod	
tap		dip		nod		cap	
sap		tip		pan		cat	
pat		sit		pod		can	
map		fin		mop		kit	
pad		dim		top		kid	
dad		fan		dot		cup	
mad		tin		pot		cut	
sad		man		pop		pup	
sip		nap		cop		fun	

	sun		pack		dig		men
	sum		bit		dog		fed
	mud		bat		gum		net
	nut		bad		bug		hog
	sick		bus		big		hug
	duck		bib		pig		ham
	sock		cab		den		hen
	dock		bin		pet		hop
	tack		bud		ten		hot
	muck		bag		bed		hat
	puck		gab		pen		hut

	rag		leg		jog		six
	rot		log		jet		box
	rip		lab		jam		mix
	rat		lock		jug		fix
	rug		lick		job		vet
	rub		wag		jot		van
	ram		wed		yum		quiz
	run		wig		yap		quick
	lip		win		yes		quit
	lid		wet		yam		zip
	led		web		wax		zap
					fox		zag












shed		thud		sick		whiz	
shin		moth		neck		whack	
cash		thin		sack		whip	
fish		bath		tack		wish	
shot		math		chop		wick	
shop		path		chin		well	
bash		thick		chip		pill	
shut		lock		chat		hill	
ship		duck		check		fill	
rash		pack		chick		yell	
dish		rock		rich		bell	











shell		miss		flash		crack	
fell		hiss		glad		brick	
puff		spin		glass		frog	
whiff		twin		slip		drip	
tiff		blob		plug		crib	
buzz		cliff		plum		crab	
huff		blush		sled		brush	
fizz		click		block		truck	
mess		clock		flat		grill	
chess		flush		black		trap	
kiss		floss		dress		grad	




grass		skull	
trash		scan	
drum		skip	
grab		snug	
crash		snag	
drag		step	
drill		stack	
trip		stop	
snap		swish	
snack		swim	
sniff		spill	












tape	
cape	
rake	
gate	
cake	
game	
cave	
mane	
cane	
vase	
lake	












wave	
tame	
gave	
same	
name	
cane	
take	
five	
bite	
hive	
bike	

vine	
pipe	
hide	
nine	
dime	
line	
lime	
dive	
fire	
wipe	
kite	











































like	
pine	
shine	
hose	
nose	
rose	
bone	
home	
joke	
pole	
mole	













































zone	
note	
cone	
lobe	
vote	
poke	
woke	
dome	
tote	
rode	
robe	








































cube	
dune	
cute	
tube	
fuse	
mule	
fume	
mute	
June	
rule	
race	













































mice	
nice	
lace	
page	
cage	
rice	
dice	
sky	
fly	
cry	
spy	













































fry	
dry	
why	
shy	























vest		tent		quilt		hall	
desk		wind		self		wall	
whisk		ramp		raft		tall	
cast		hand		told		fall	
nest		vent		gulp		ball	
fist		golf		lift		roll	
mask		belt		help		bull	
wept		melt		cold		pull	
sand		yolk		fold		doll	
dump		milk		gift		full	
lamp		shelf		call		gull	

fang		rink		tore		fear	
lung		wink		pear		hear	
wing		link		hare		peer	
sing		dunk		bear		star	
ring		pink		share		harp	
hung		boar		chair		bark	
king		soar		fair		barn	
rung		door		car		yarn	
tank		four		cheer		card	
sink		pour		deer		park	
honk		chore		gear		fork	

horn		court		turn		knot	
cork		dirt		hurt		knock	
cord		bird		troll		gnat	
torn		girl		curb		wrap	
fern		stir		lamb		wreck	
thorn		shirt		limb		limb	
corn		whirl		helm			
herd		hurl		next			
perm		surf		film			
perch		curl		knob			
act		burn		knit			

day		show		saw		mail	
ray		tow		oil		laid	
say		low		road		pain	
pay		row		goat		pail	
hay		bow		chew		tail	
tie		mow		rain		rail	
pie		toy		gray		clay	
die		boy		play		foil	
toe		joy		tray		coin	
doe		dew		sail		boil	
hoe		paw		chain		soil	

brow		soap		brew		zoom	
void		fuel		grew		wood	
town		suit		blew		root	
shout		glue		stew		book	
howl		blue		noon		tooth	
couch		haul		flew		hook	
crow		clue		room		cook	
blow		lawn		crew		push	
grow		yawn		moon		foot	
glow		draw		hoop		hood	
snow		claw		boot		look	

heel		bean	
sheep		read	
weed		bead	
feed		moat	
heel		leaf	
peek		load	
leak		meat	
seed		toad	
seat		boat	
beet		loaf	
peach		coat	



This packet is the property of Tara West and is protected through copyright and trademark registrations. All rights reserved.

No part of this digital download may be reproduced electronically, shared without additional licenses, or placed on the internet for others to access without the prior permission from the publisher, Tara West.

If you are a school district using this download as curriculum for more than one teacher an additional school license will need to be purchased.

The clipart images are intellectual property of Laura Strickland of Whimsy Clips.

Contact Information

Email: littlemindsatworkLLC@gmail.com

Website: www.littlemindsatwork.org

Store: <http://www.teacherspayteachers.com/Store/Tara-West>