


Guided Phonics + Beyond Units 1-4 Aligned

BEES PHONICS + MATH CENTERS











































©Tara West Little Minds at Work

Click to view the Thematic Phonics + Math Centers money-saving BUNDLE!

Guided Phonics + Beyond Aligned

THEMATIC

PHONICS + MATH CENTERS

BACK TO SCHOOL PHONICS + MATH CENTERS 	APPLE FUN PHONICS + MATH CENTERS 	COLORFUL PHONICS + MATH CENTERS 	THINGS THAT GO PHONICS + MATH CENTERS 	FALL TREE PHONICS + MATH CENTERS 	COMMUNITY PHONICS + MATH CENTERS 	CONSTRUCTION PHONICS + MATH CENTERS 	FOOTBALL PHONICS + MATH CENTERS 
FIRE SAFETY PHONICS + MATH CENTERS 	PUMPKINS PHONICS + MATH CENTERS 	BATS + SPIDERS PHONICS + MATH CENTERS 	SPOOKTACULAR PHONICS + MATH CENTERS 	FOREST ANIMALS PHONICS + MATH CENTERS 	REMEMBRANCE PHONICS + MATH CENTERS 	SCARECROWS PHONICS + MATH CENTERS 	TURKEY FUN PHONICS + MATH CENTERS 
BAKING FUN PHONICS + MATH CENTERS 	GINGERBREAD PHONICS + MATH CENTERS 	REINDEER PHONICS + MATH CENTERS 	CHRISTMAS PHONICS + MATH CENTERS 	NEW YEAR PHONICS + MATH CENTERS 	PENGUINS PHONICS + MATH CENTERS 	SNOWMEN PHONICS + MATH CENTERS 	POLAR BEARS PHONICS + MATH CENTERS 
GROUNDHOG PHONICS + MATH CENTERS 	VALENTINE PHONICS + MATH CENTERS 	DENTAL HEALTH PHONICS + MATH CENTERS 	CATS + DOGS PHONICS + MATH CENTERS 	RAINBOWS PHONICS + MATH CENTERS 	ST. PATRICK PHONICS + MATH CENTERS 	SPACE + MOON PHONICS + MATH CENTERS 	EARTH DAY PHONICS + MATH CENTERS 
BUNNY FUN PHONICS + MATH CENTERS 	DINOSAURS PHONICS + MATH CENTERS 	FARM ANIMALS PHONICS + MATH CENTERS 	POND ANIMALS PHONICS + MATH CENTERS 	ZOO ANIMALS PHONICS + MATH CENTERS 	ICE CREAM PHONICS + MATH CENTERS 	PIRATE FUN PHONICS + MATH CENTERS 	OCEAN ANIMALS PHONICS + MATH CENTERS 

©Tara West Little Minds at Work

Bees Centers

Literacy and Math Centers



The Bees phonics and math centers are designed to give students a hands-on and engaging way to practice the letters of the alphabet, beginning sounds, CVC words, digraphs, beginning blends, long vowels, numbers to 20, and fine motor. This packet offers 5 literacy centers and 5 math centers. These literacy and math centers can be used for whole-group instruction, morning work, early finishers, for your small-group reading instruction, intervention blocks, and of course as independent centers. The centers can also be printed 4 pages to 1 sheet. This will allow the centers to be used as task cards.

Included Material:

- 5 Bees-themed literacy centers
- 5 Bees-themed math centers
- aligned "I can" cards
- corresponding response sheets



If you have additional questions about this packet, you can reach out to me directly via email: littlemindsatworkLLC@gmail.com

BEE PHONICS CENTERS



Create easy task card boxes using this included Bees centers label.

Buzzin' Sound Match



The students will match the beginning sound pictures and add the corresponding letter.

Buzzin' Sound Match


"I Can"



Think





Sort

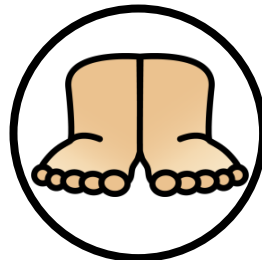


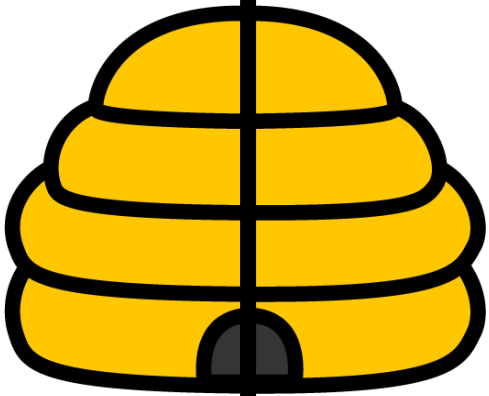


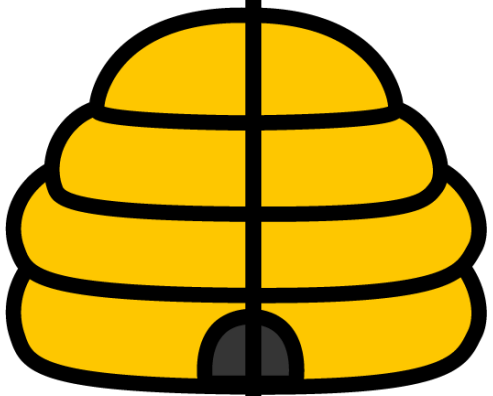


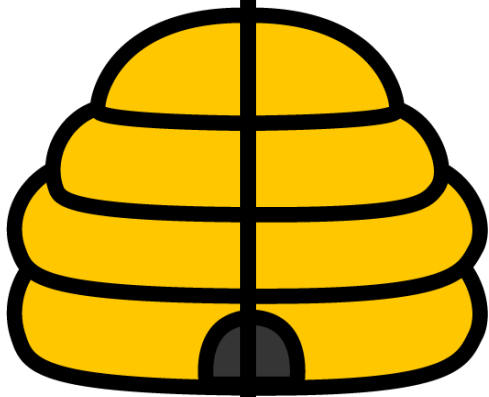


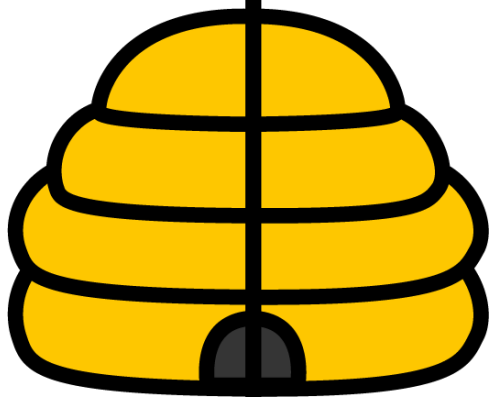








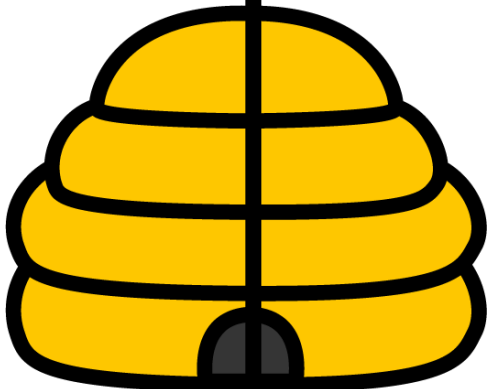
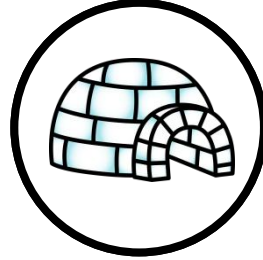
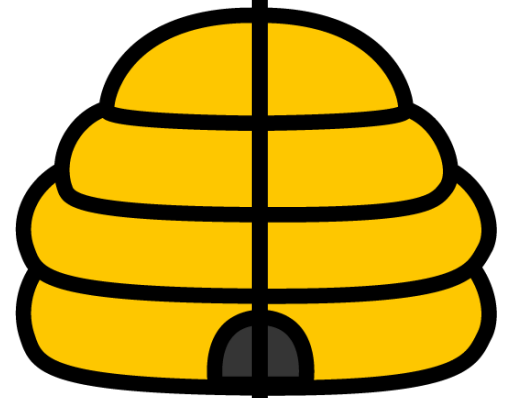

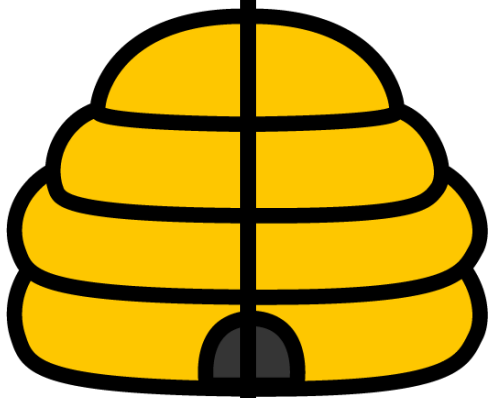

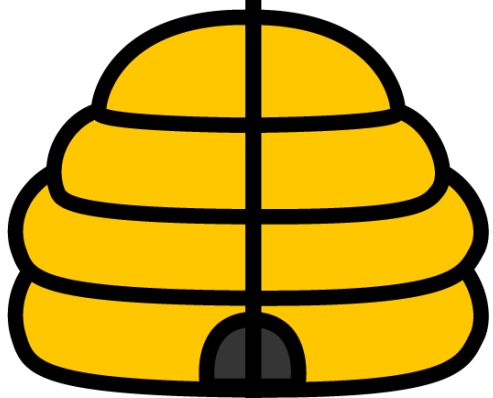
Match





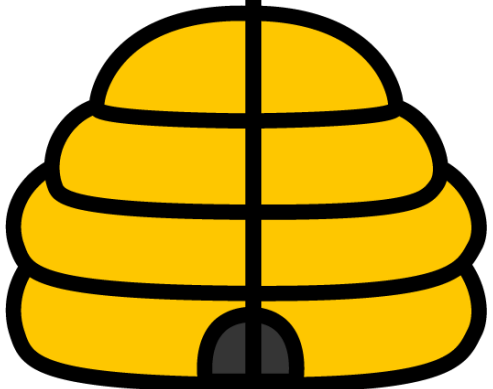


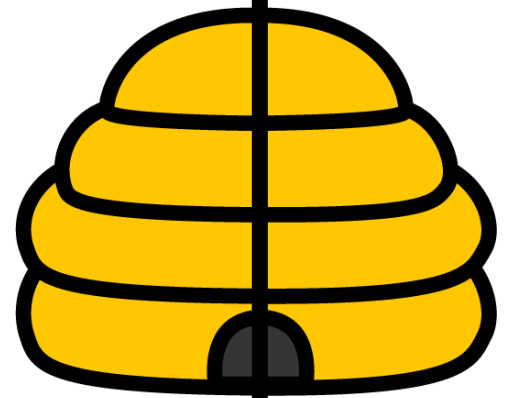


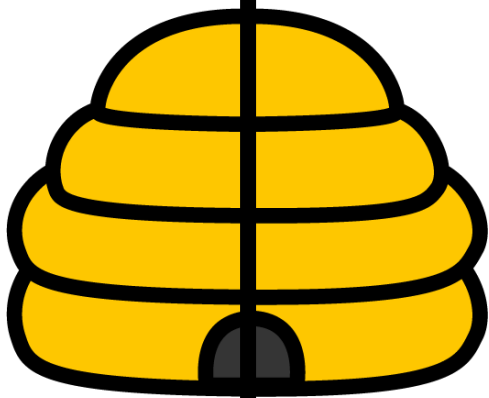

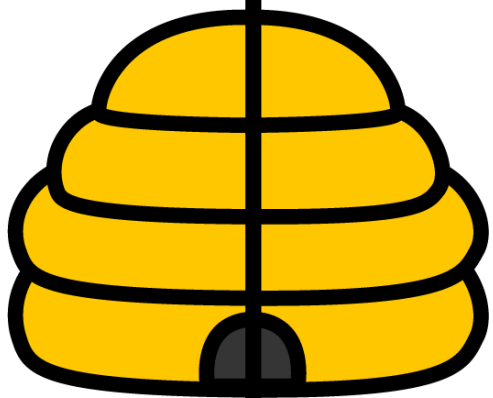




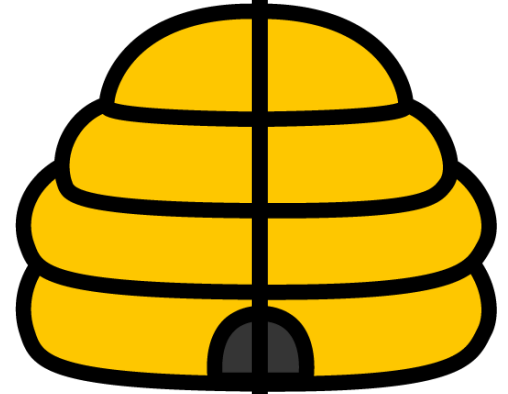
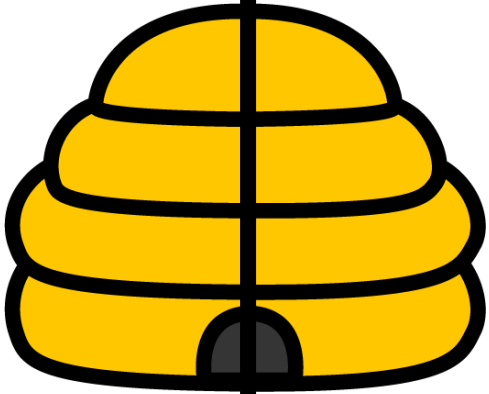
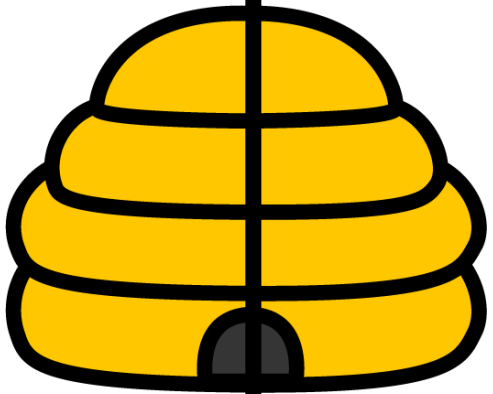

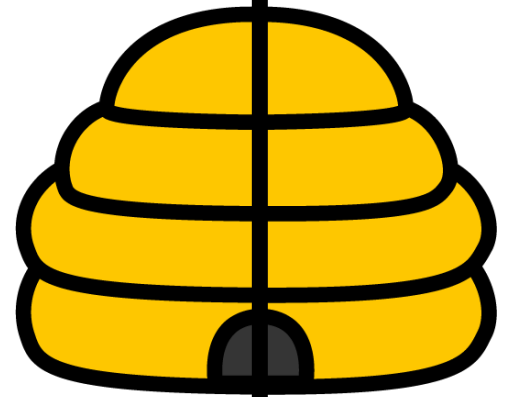

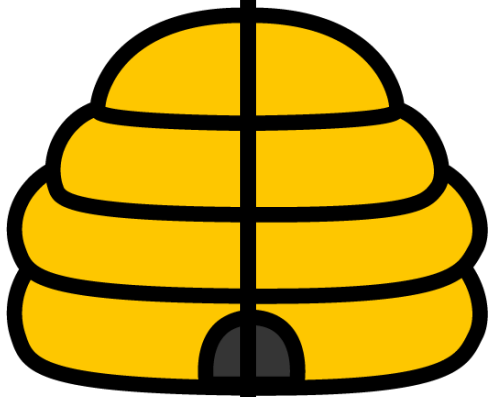

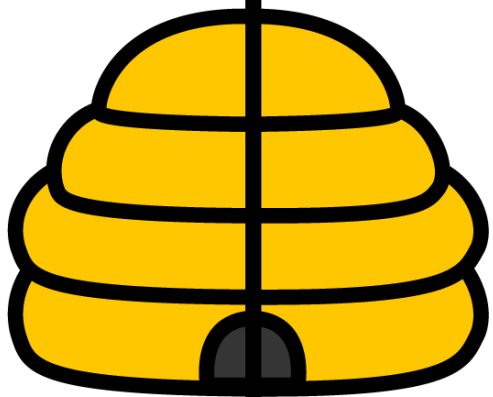
Buzzin' Sound Match

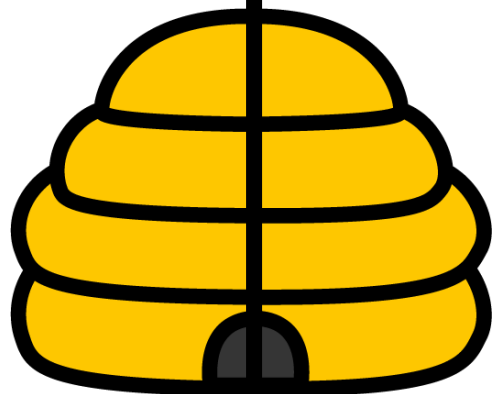

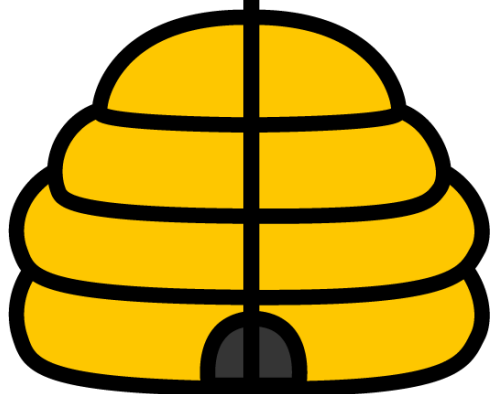


















a




b




c




d




e




f




g




h




i




j




k




l




m




n




o




p




q




r




s




t




u




v




w



x



y















z

Name: _____

Buzzin' Sound Match

Circle "thumbs up" if the pictures have the same beginning sound and "thumbs down" if they don't.


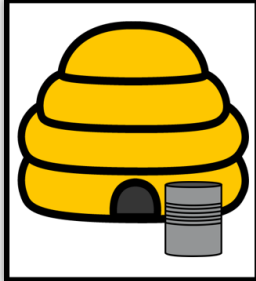


Buzzin' Word Match


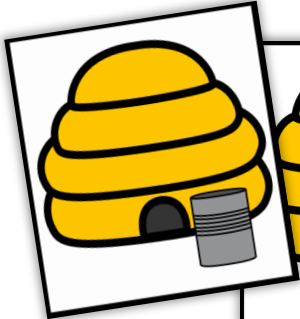
"I Can"



Think



Sort



can

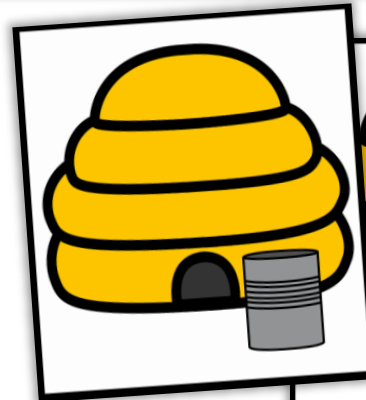





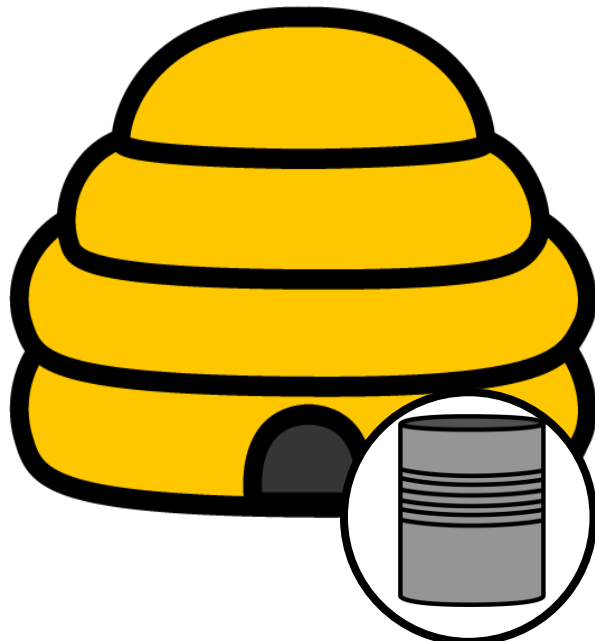

Match










can

Buzzin' Sound Match












bit




can




kid




hog




fun




men




jam




rub




yum



fox



vet



zip

Name: _____

Buzzin' Sound Match

Circle "thumbs up" if the picture matches the word and "thumbs down" if they don't.



kid



men



van



zap



jet



can



bit



dog




yum









tub




fun












shed




bath




chop




sick




whiz




bell




blob




grab




drum



snap



step

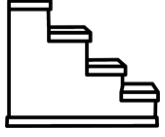


flat

Name: _____

Buzzin' Sound Match

Circle "thumbs up" if the picture matches the word and "thumbs down" if they don't.



step



flat



pack



fell



grab



path



chip



drop




shed













blob




whiz












lake




cave




hide




dive




nose




woke




cube




tune




mice



lace



huge



wage

Name: _____

Buzzin' Sound Match

Circle "thumbs up" if the picture matches the word and "thumbs down" if they don't.




lake



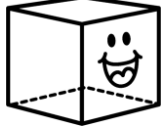
poke



huge



nice



cube



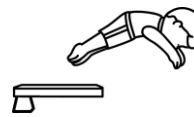
hide



rage



lace




hive



hose





tune



Bee Buzzin' Search

Bee Buzzin' Search			
b	d	c	e
a	f	f	b
d	e	a	c
c	b	f	d
f	c	e	a
d	a	b	e



Students will match letters or pictures to words with the corresponding colored cube.

Bee Buzzin' Search

"I Can"



Think

Bee Buzzin' Search					
b	d	c	e	a	
a	f	f	b	b	
d	e	a	c	c	
c	b	f	d	d	
f	c	e	a	e	
d	a	b	e	f	

Bee Buzzin' Search

Bee Buzzin' Search					
b	d	c	e	a	
a	f	f	b	b	
d	e	a	c	c	
c	b	f	d	d	
f	c	e	a	e	
d	a	b	e	f	

© TaraWest



Sort

Bee Buzzin' Search					
b	d	c	e	a	
a	f	f	b	b	
d	e	a	c	c	
c	b	f	d	d	
f	c	e	a	e	
d	a	b	e	f	



Match







Bee Buzzin' Search					
b	d		e	a	
	f	f		b	
d	e	a	c	c	
c	b		d	d	
	f	c	a	e	
a	b	e	f	f	

© TaraWest

Bee Buzzin' Search

b	d	c	e
a	f	f	b
d	e	a	c
c	b	f	d
f	c	e	a
d	a	b	e









a	
b	
c	
d	
e	
f	

Bee Buzzin' Search

i	k	h	k
l	g	j	i
h	l	k	g
g	i	l	j
j	k	i	h
l	h	g	j









g	
h	
i	
j	
k	
l	

Bee Buzzin' Search









m	o	q	o
n	p	r	m
p	q	n	r
o	m	r	p
r	n	o	q
q	p	m	n

m	
n	
o	
p	
q	
r	

Bee Buzzin' Search

u	s	v	t
w	v	y	s
t	y	u	v
s	w	t	y
v	u	s	w
y	t	w	u









s	
t	
u	
v	
w	
y	

Bee Buzzin' Search

b	d	c	e
a	f	f	b
d	e	a	c
c	b	f	d
f	c	e	a
d	a	b	e









A	
B	
C	
D	
E	
F	

Bee Buzzin' Search


i	k	h	k
l	g	j	i
h	l	k	g
g	i	l	j
j	k	i	h
l	h	g	j









G	
H	
I	
J	
K	
L	

Bee Buzzin' Search

m	o	q	o
n	p	r	m
p	q	n	r
o	m	r	p
r	n	o	q
q	p	m	n









M	
N	
O	
P	
Q	
R	

Bee Buzzin' Search

v	t	u	w
s	u	z	t
z	w	v	s
t	s	w	u
z	v	t	z
u	w	s	v









S	
T	
U	
V	
W	
Z	

Bee Buzzin' Search

C	B	D	A
D	E	F	B
B	A	C	E
F	D	F	D
C	E	A	C
A	F	B	E









A	
B	
C	
D	
E	
F	

Bee Buzzin' Search

G	I	H	J
K	L	I	G
H	J	L	K
I	G	J	H
J	K	G	L
L	H	K	I









G	
H	
I	
J	
K	
L	

Bee Buzzin' Search

O	M	P	N
P	N	Q	O
M	Q	R	P
N	O	Q	M
P	R	M	Q
R	N	O	R









M	
N	
O	
P	
Q	
R	



Bee Buzzin' Search

V	U	T	S
S	X	V	W
U	W	X	T
X	S	V	U
T	W	T	X
W	U	S	V





S	
T	
U	
V	
W	
X	





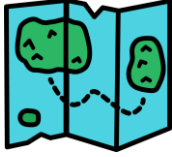
Bee Buzzin' Search



Bee Buzzin' Search



Bee Buzzin' Search



m



n



o




p





q




r



Bee Buzzin' Search










Bee Buzzin' Search




sat	
dip	
nod	
pup	
fed	
ham	

Bee Buzzin' Search




jot	
web	
rag	
hut	
six	
log	







Bee Buzzin' Search




cash	
thud	
shop	
neck	
path	
chin	

Bee Buzzin' Search




chat	
lock	
thin	
whiz	
rash	
duck	

Bee Buzzin' Search



glad	
plum	
crib	
drill	
scan	
stop	

Bee Buzzin' Search



trap



frog



snag




flat




twin









slip










Bee Buzzin' Search



rake	
bone	
nice	
cute	
page	
vine	

Bee Buzzin' Search






dice	
vase	
code	
rage	
like	
tube	

Bee Spin and Buzz!

Directions: Spin for a picture. Cover the sound. Create cube towers for repeated sounds.

Bee Spin and Buzz!

a	b	c
d	e	f



The students will spin the spinner to get a picture. Students will cover the matching sound/word.

Bee Spin and Buzz!

"I Can"



Think

Directions: Spin for a picture. Cover the sound. Create cube towers for repeated sounds.

Bee Spin and Buzz!

a	b	c
d	e	f

e c d
f b a



Spin

Directions: Spin for a picture. Cover the sound. Create cube towers for repeated sounds.

Bee Spin and Buzz!

a	b	c
d	e	f

e c d
f b a



Cover

Directions: Spin for a picture. Cover the sound. Create cube towers for repeated sounds.

Bee Spin and Buzz!

a	b	c
d	e	f

e c d
f b a

Bee Spin and Buzz!

Directions: Spin for a picture. Cover the sound. Create cube towers for repeated sounds.

Bee Spin and Buzz!

a	b	c
d	e	f

e c d
f b a

Bee Spin and Buzz!

"I Can"



Directions: Spin for a picture. Cover the word. Create cube towers for repeated words.

Bee Spin and Buzz!

lab	ram	zap
yap	van	wax

lab wax yap
van zap ram



Directions: Spin for a picture. Cover the word. Create cube towers for repeated words.

Bee Spin and Buzz!

lab	ram	zap
yap	van	wax

lab wax yap
van zap ram



Directions: Spin for a picture. Cover the word. Create cube towers for repeated words.

Bee Spin and Buzz!

lab	ram	zap
yap	van	wax

lab wax yap
van zap ram

Bee Spin and Buzz!

Directions: Spin for a picture. Cover the word. Create cube towers for repeated words.

Bee Spin and Buzz!

lab	ram	zap
yap	van	wax

lab wax yap
van zap ram

Bee Spin and Buzz!

"I Can"



Think

Bee Spin and Buzz!

Directions: Spin for a picture. Cover the word. Create cube towers for repeated words.

ship	dish	shin
bash	shot	fish

dish bash shin
ship fish shot



Spin

Bee Spin and Buzz!

Directions: Spin for a picture. Cover the word. Create cube towers for repeated words.

ship	dish	shin
bash	shot	fish

dish bash shin
ship fish shot



Cover

Bee Spin and Buzz!

Directions: Spin for a picture. Cover the word. Create cube towers for repeated words.

ship	dish	shin
bash	shot	fish

dish bash shin
ship fish shot

Bee Spin and Buzz!

Bee Spin and Buzz!

Directions: Spin for a picture. Cover the word. Create cube towers for repeated words.

ship	dish	shin
bash	shot	fish

dish bash shin
ship fish shot

Bee Spin and Buzz!

"I Can"



Think

Directions: Spin for a picture. Cover the word.
Create cube towers for repeated words.

Bee Spin and Buzz!

tape	mane	cake
gate	vase	gave

tape mane gave
gate vase cake



Spin

Directions: Spin for a picture. Cover the word.
Create cube towers for repeated words.

Bee Spin and Buzz!

tape	mane	cake
gate	vase	gave

tape mane gave
gate vase cake



Cover

Directions: Spin for a picture. Cover the word.
Create cube towers for repeated words.

Bee Spin and Buzz!

tape	mane	cake
gate	vase	gave

tape mane gave
gate vase cake

Bee Spin and Buzz!

Directions: Spin for a picture. Cover the word.
Create cube towers for repeated words.


Bee Spin and Buzz!

tape	mane	cake
gate	vase	gave

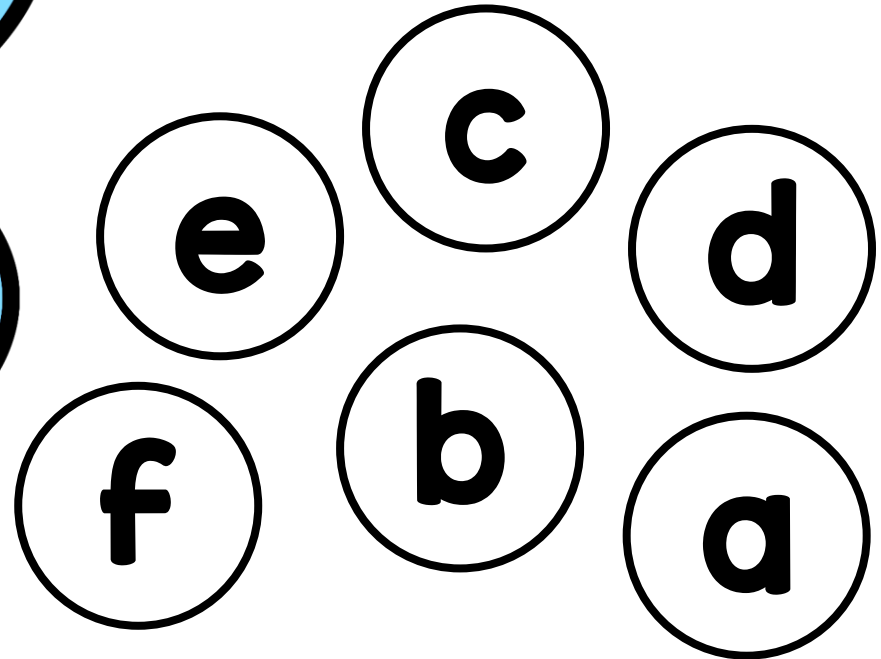
tape mane gave
gate vase cake

Directions: Spin for a picture. Cover the sound. Create cube towers for repeated sounds.

Bee Spin and Buzz!




a	b	c
d	e	f

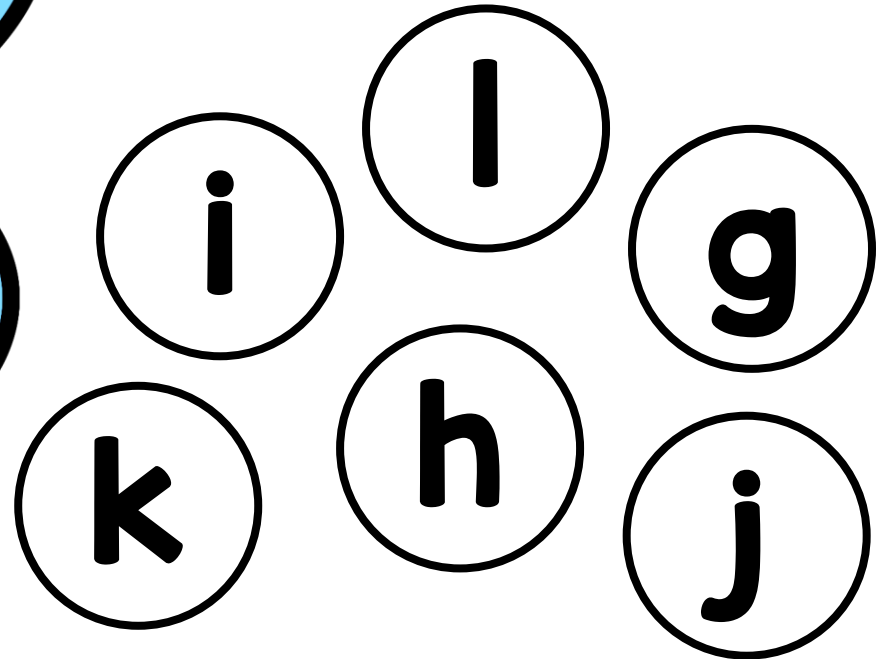


Directions: Spin for a picture. Cover the sound. Create cube towers for repeated sounds.

Bee Spin and Buzz!




g	h	i
j	k	l

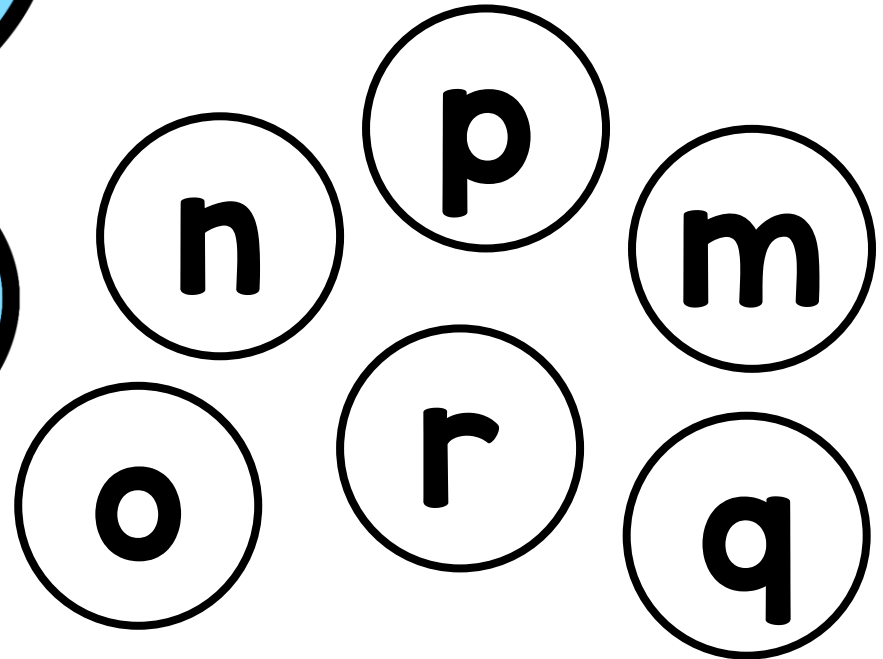


Directions: Spin for a picture. Cover the sound. Create cube towers for repeated sounds.

Bee Spin and Buzz!




m	n	o
p	q	r

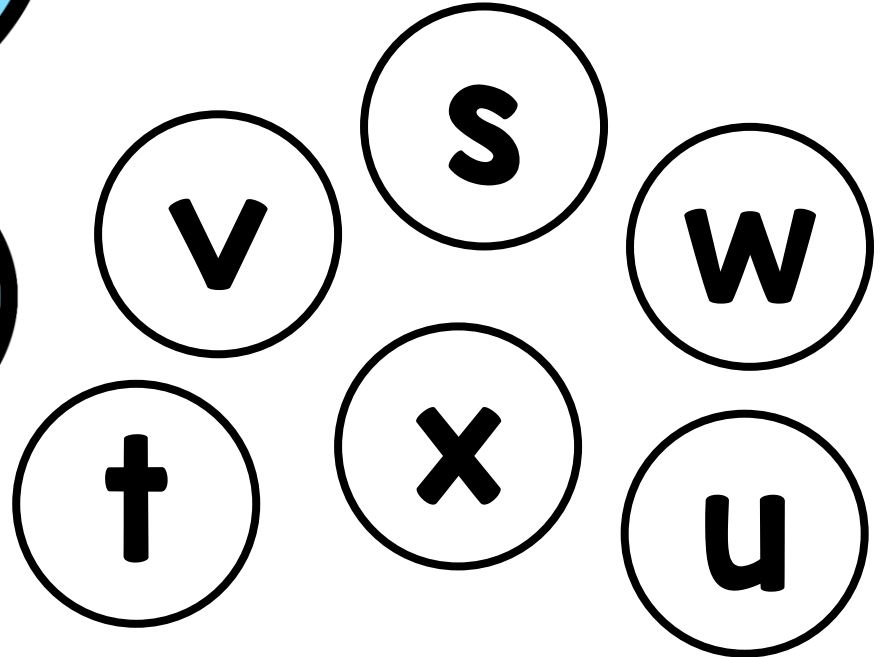


Directions: Spin for a picture. Cover the sound. Create cube towers for repeated sounds.

Bee Spin and Buzz!




s	t	u
v	w	x

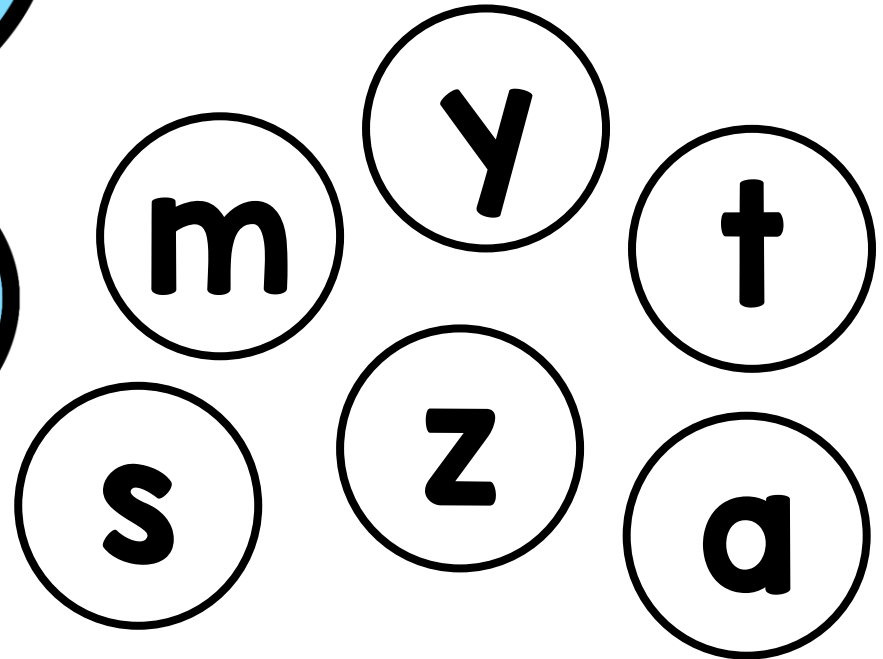


Directions: Spin for a picture. Cover the sound. Create cube towers for repeated sounds.

Bee Spin and Buzz!







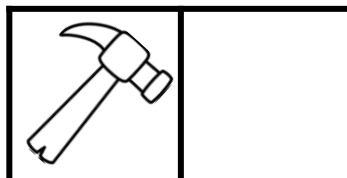
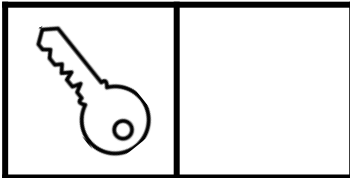










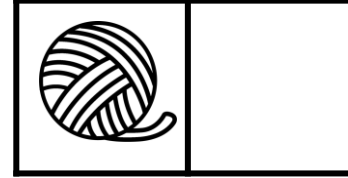








y	s	m
a	z	t



Name: _____


Bee Spin and Buzz!

Write the beginning sound.

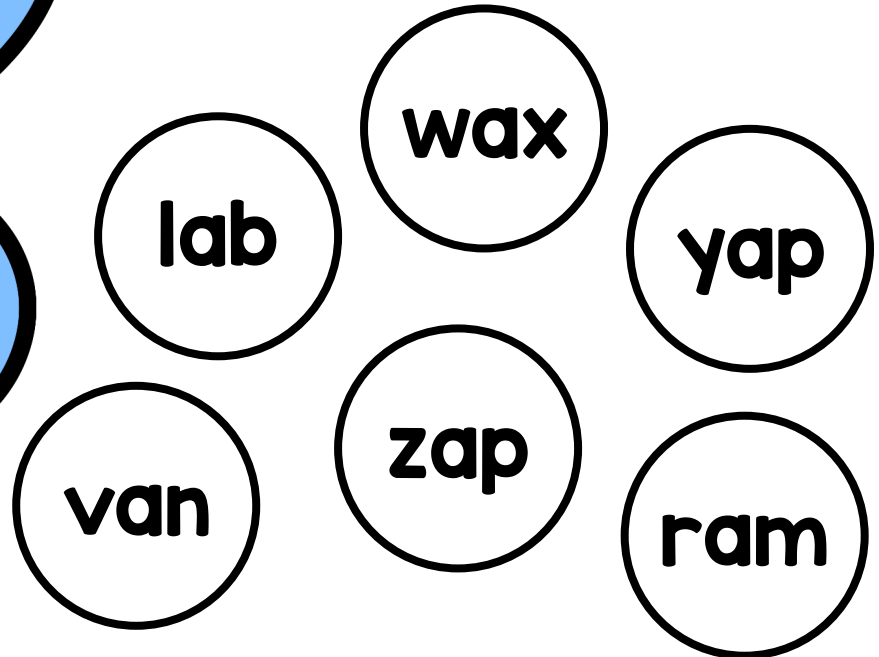


Directions: Spin for a picture. Cover the word. Create cube towers for repeated words.

Bee Spin and Buzz!




lab	ram	zap
yap	van	wax

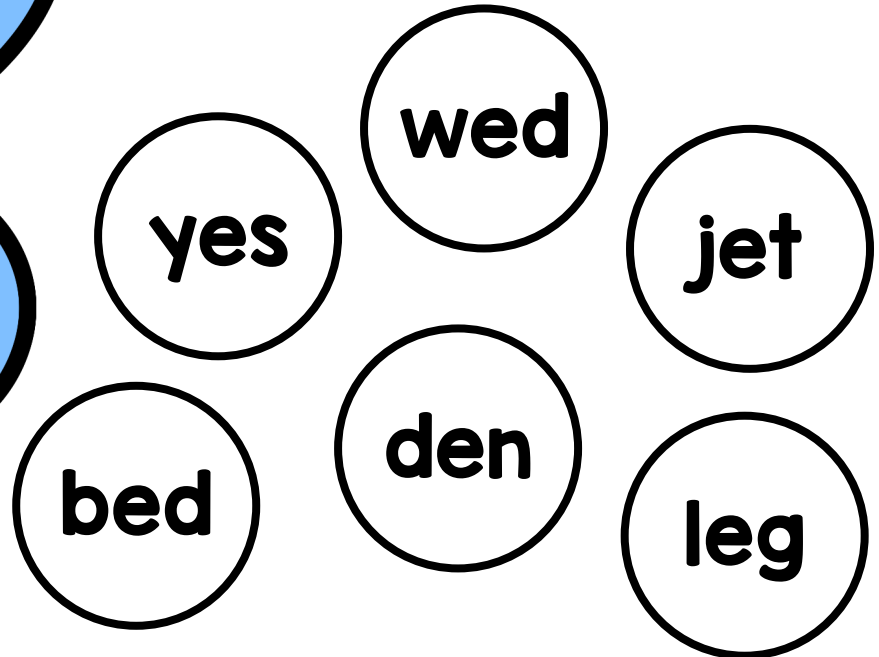


Directions: Spin for a picture. Cover the word. Create cube towers for repeated words.

Bee Spin and Buzz!




den	jet	bed
yes	wed	leg

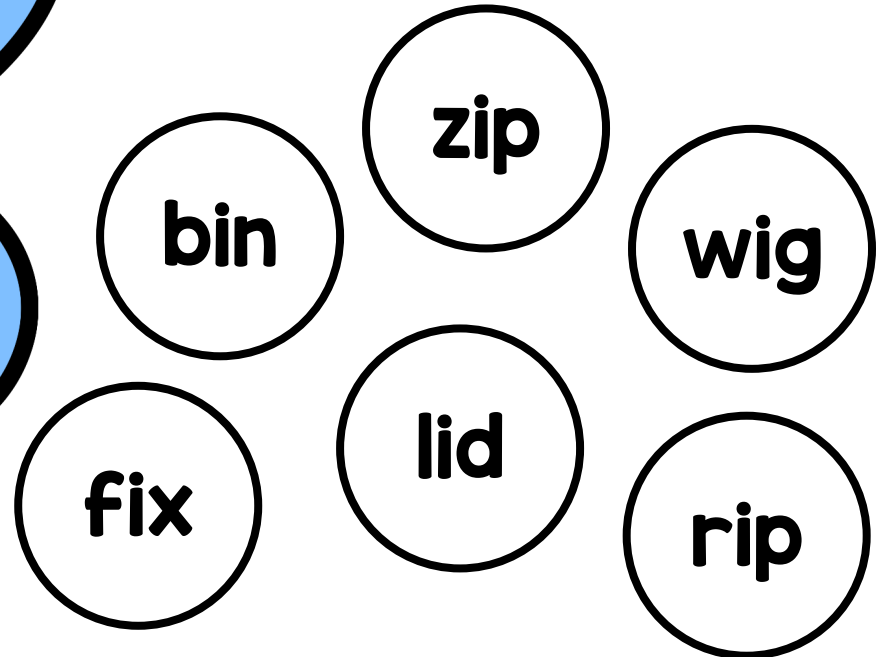


Directions: Spin for a picture. Cover the word. Create cube towers for repeated words.

Bee Spin and Buzz!




bin	lid	wig
zip	fix	rip

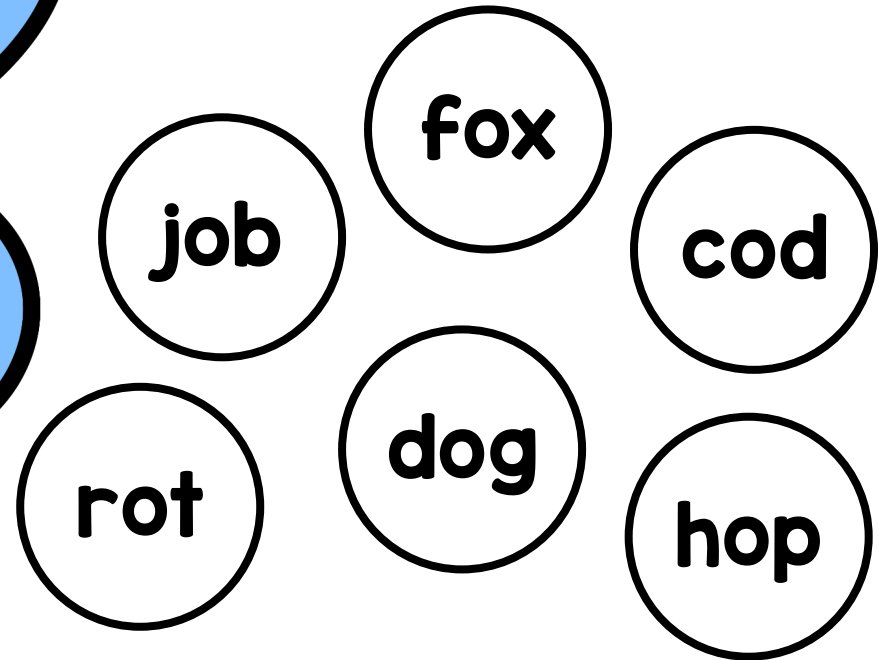


Directions: Spin for a picture. Cover the word. Create cube towers for repeated words.

Bee Spin and Buzz!




cod	fox	job
dog	hop	rot

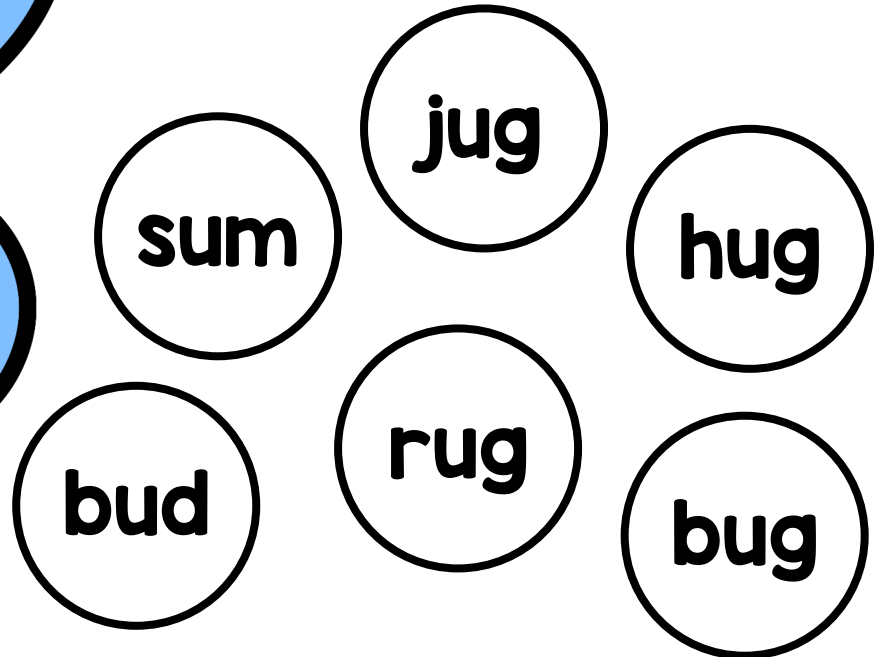


Directions: Spin for a picture. Cover the word. Create cube towers for repeated words.

Bee Spin and Buzz!




sum	hug	rug
bud	jug	bug

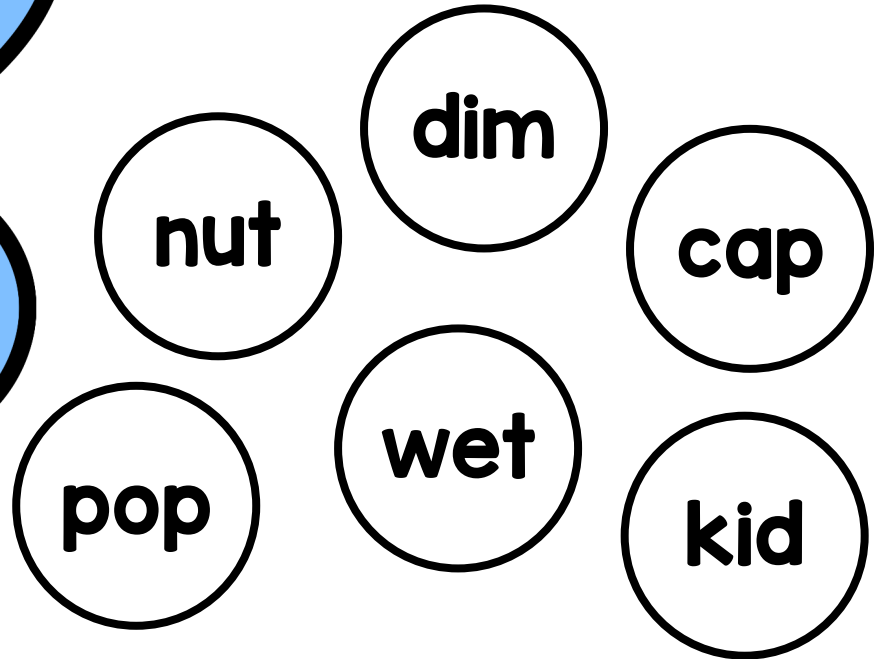


Directions: Spin for a picture. Cover the word. Create cube towers for repeated words.

Bee Spin and Buzz!



dim	cap	wet
nut	kid	pop

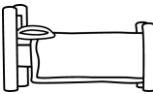




Name: _____




Bee Spin and Buzz!

Write the matching word.

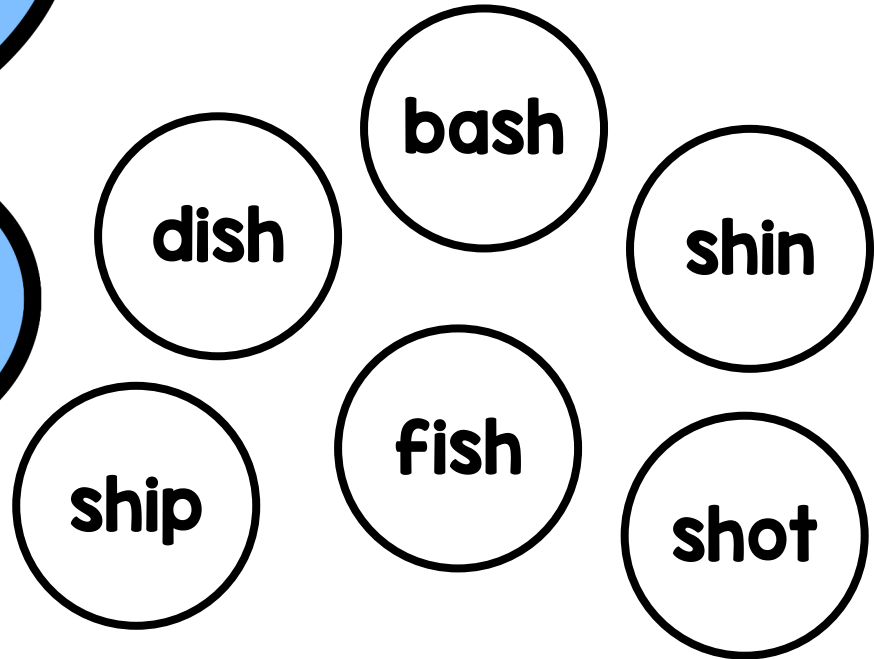


Directions: Spin for a picture. Cover the word.
Create cube towers for repeated words.

Bee Spin and Buzz!




ship	dish	shin
bash	shot	fish

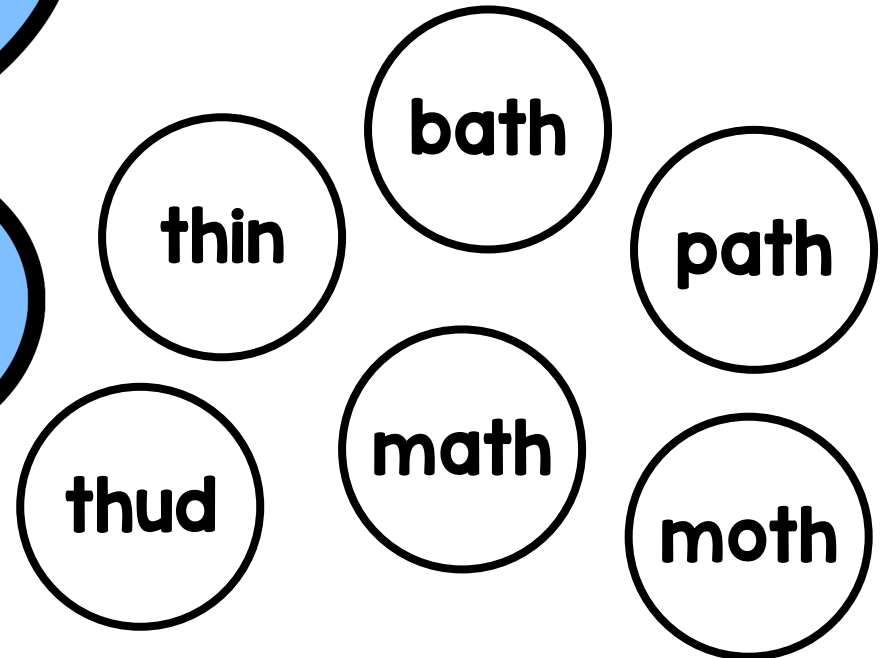


Directions: Spin for a picture. Cover the word.
Create cube towers for repeated words.

Bee Spin and Buzz!




bath	math	moth
thin	path	thud

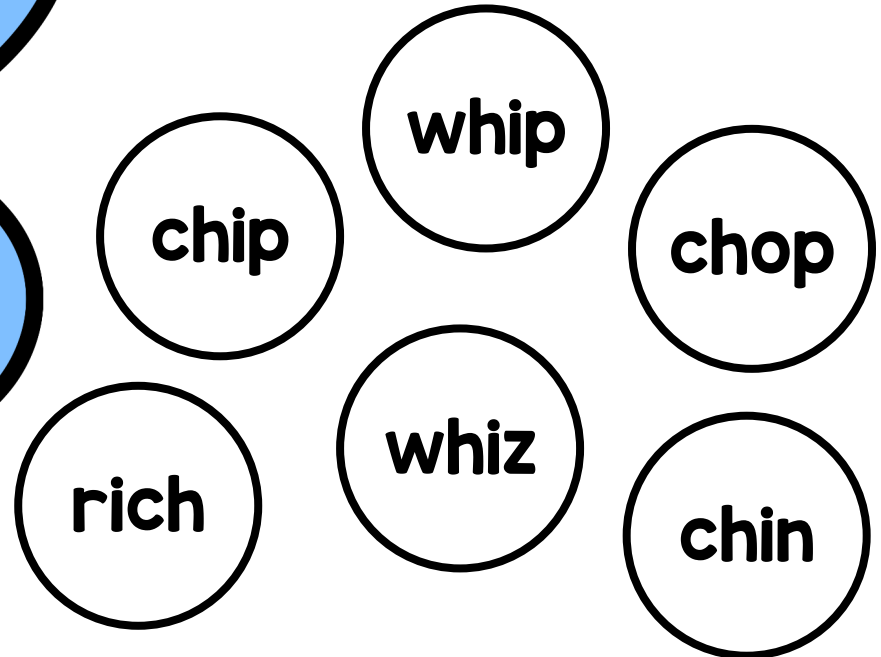


Directions: Spin for a picture. Cover the word.
Create cube towers for repeated words.

Bee Spin and Buzz!




whiz	chip	rich
whip	chin	chop

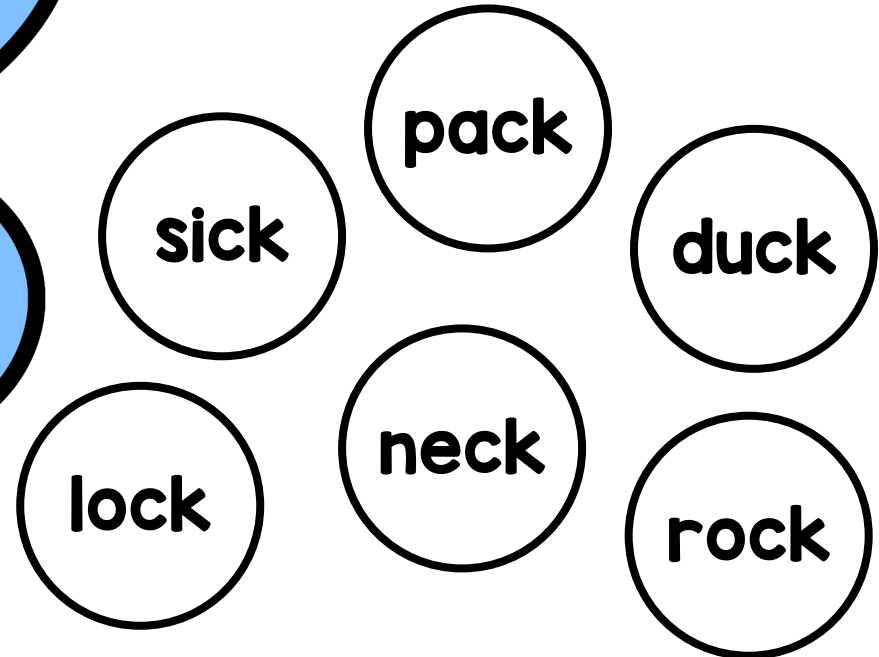


Directions: Spin for a picture. Cover the word.
Create cube towers for repeated words.

Bee Spin and Buzz!




lock	pack	neck
duck	rock	sick

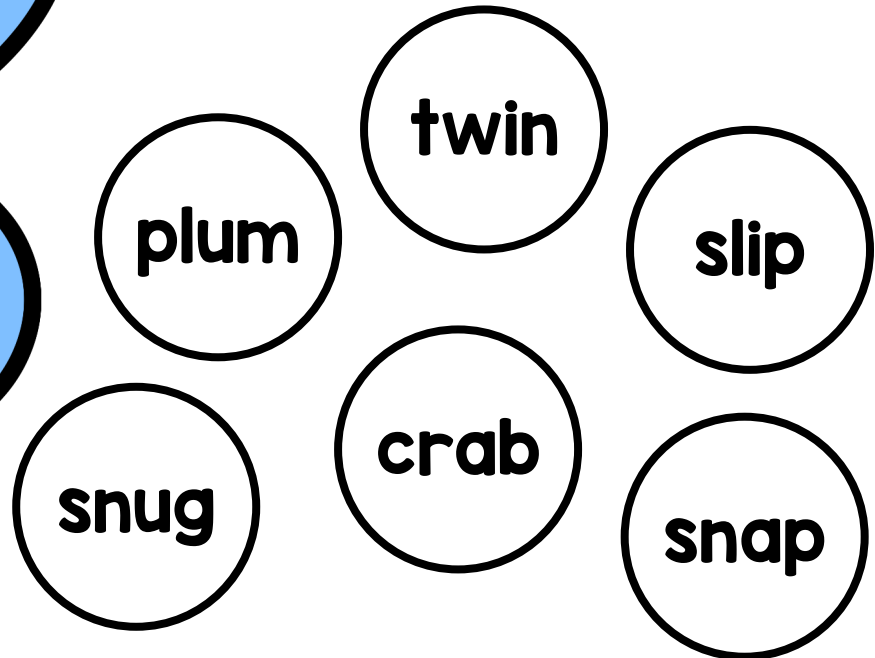


Directions: Spin for a picture. Cover the word.
Create cube towers for repeated words.

Bee Spin and Buzz!



snap	twin	plum
slip	crab	snug

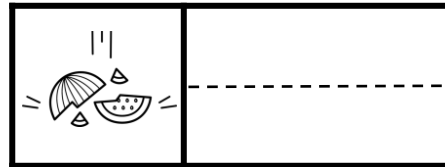

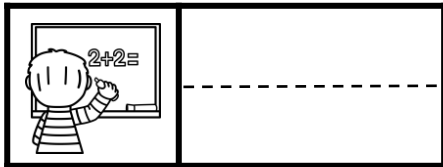
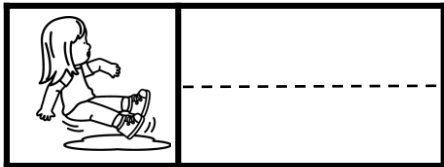
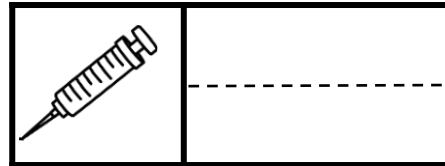
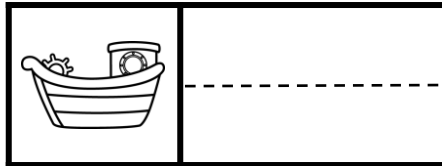
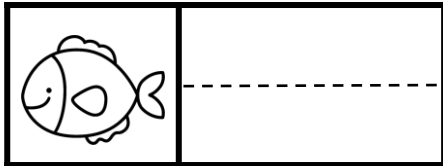
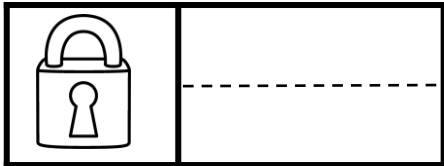
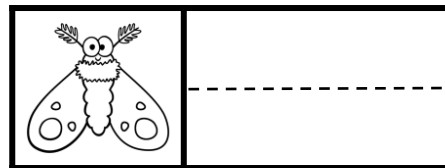
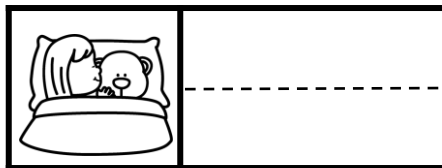
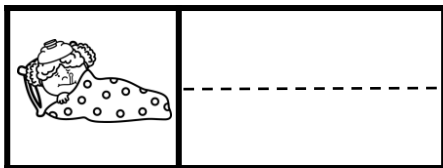
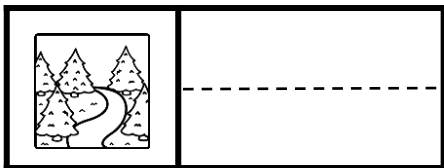
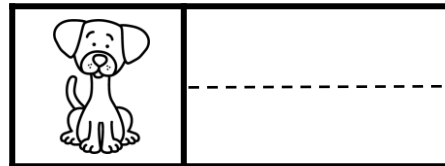
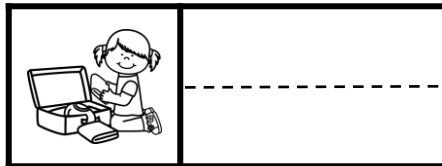
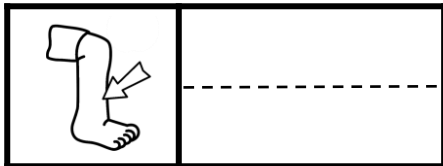
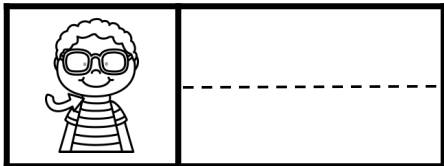
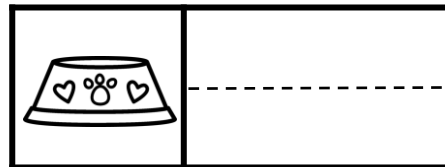
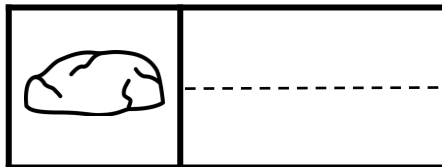
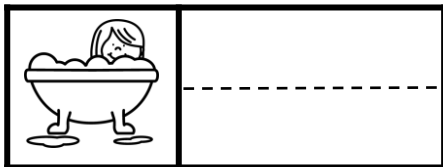
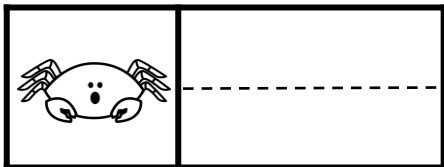
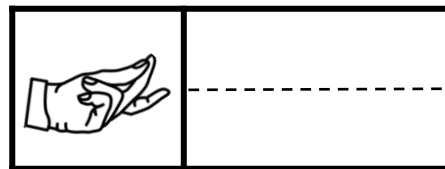
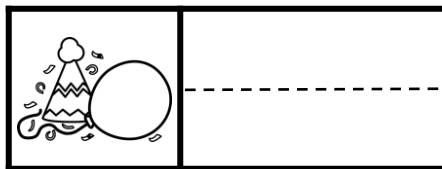
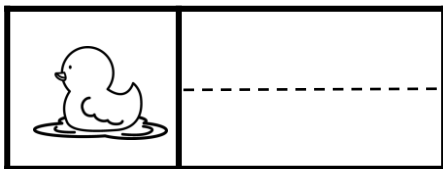
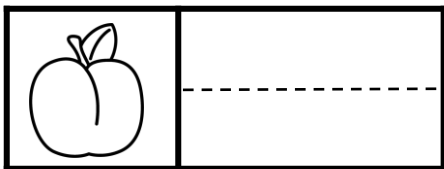


Name: _____




Bee Spin and Buzz!

Write the matching word.

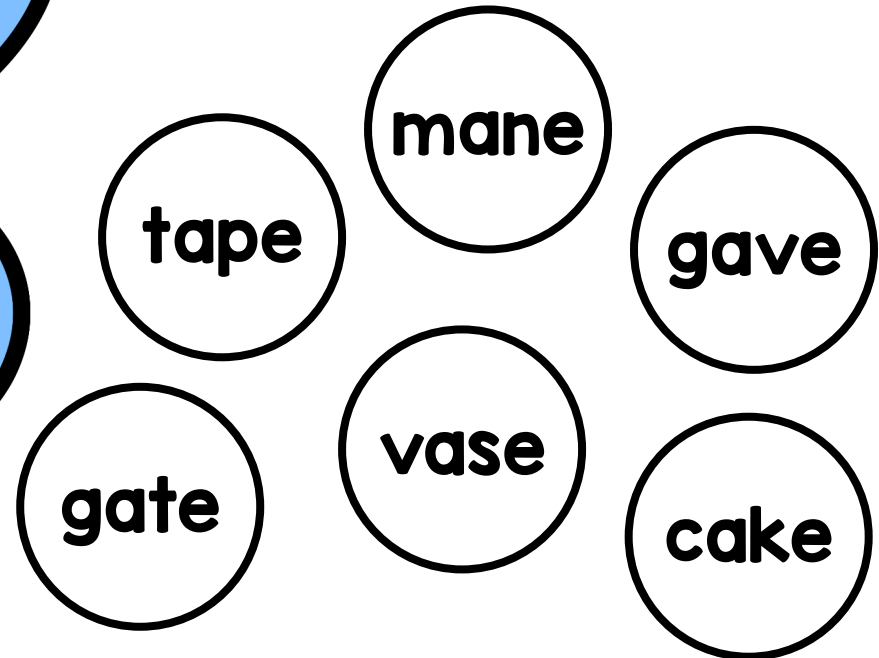


Directions: Spin for a picture. Cover the word.
Create cube towers for repeated words.

Bee Spin and Buzz!




tape	mane	cake
gate	vase	gave

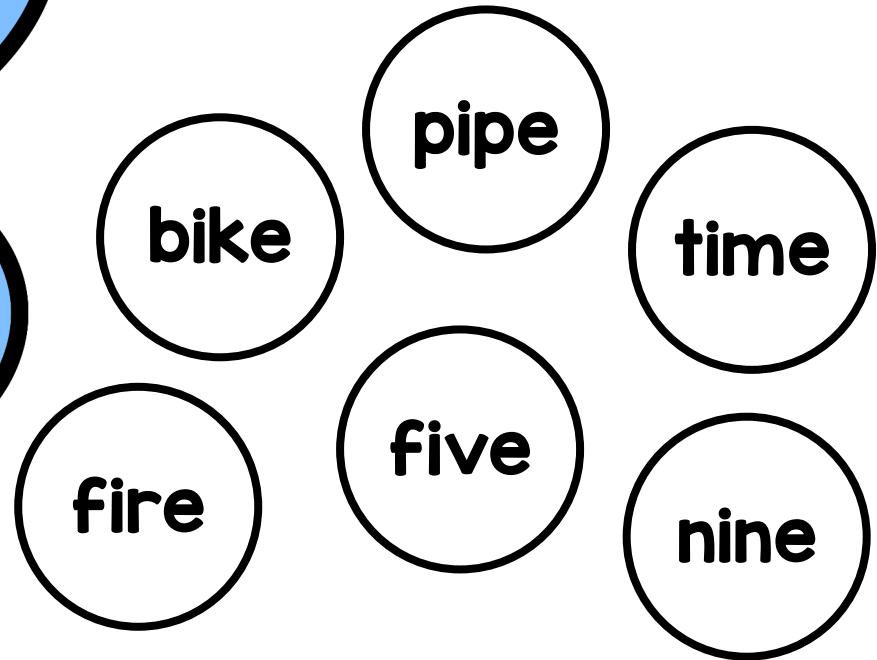


Directions: Spin for a picture. Cover the word.
Create cube towers for repeated words.

Bee Spin and Buzz!




five	bike	nine
pipe	time	fire

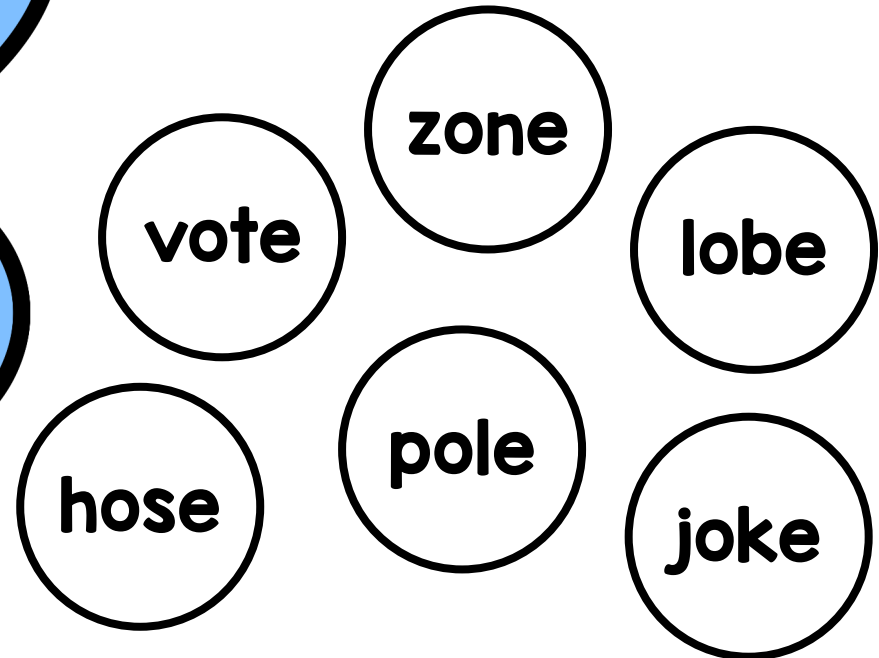


Directions: Spin for a picture. Cover the word.
Create cube towers for repeated words.

Bee Spin and Buzz!




hose	zone	joke
lobe	pole	vote

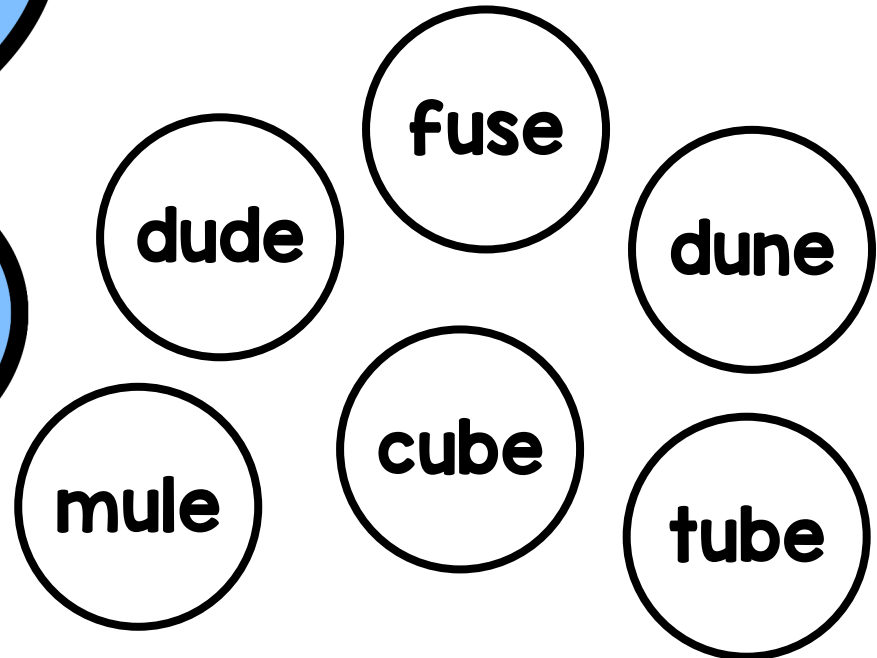


Directions: Spin for a picture. Cover the word.
Create cube towers for repeated words.

Bee Spin and Buzz!




cube	dude	tube
mule	dune	fuse

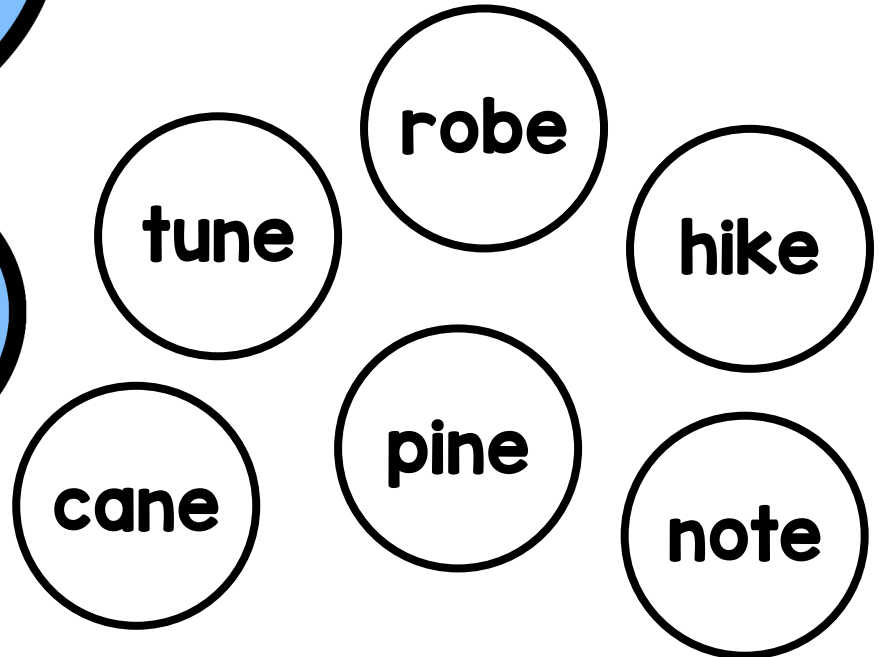


Directions: Spin for a picture. Cover the word.
Create cube towers for repeated words.

Bee Spin and Buzz!



cane	robe	pine
tune	hike	note












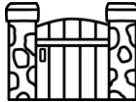














Name: _____




Bee Spin and Buzz!

Write the matching word.

	_____		_____		_____		_____
	_____		_____		_____		_____
	_____		_____		_____		_____
	_____		_____		_____		_____
	_____		_____		_____		_____
	_____		_____		_____		_____

Phonics Row of 4!



The students will spin and cover the matching picture to get 4 in a row!

ABC Row of 4!


"I Can"



Spin

ABCs ROW OF 4

d	c	b	a
c	a	c	b
b	d	a	d
a	b	d	c



Search

ABCs ROW OF 4

d	c	b	a
c	a	c	b
b	d	a	d
a	b	d	c

/b/



Cover

ABCs ROW OF 4

d	c	b	a
c	a	c	b
b	d	a	d
a	b	d	c



ABC Row of 4!

ABCs ROW OF 4

d	c	b	a
c	a	c	b
b	d	a	d
a	b	d	c

ABCs ROW OF 4

d	c	b	a
c	a	c	b
b	d	a	d
a	b	d	c

©Tara West


CVC Row of 4!

"I Can"



Spin

can	sad	map	hat
hat	map	can	sad
map	can	sad	hat
sad	map	hat	can



Search

can	sad	map	hat
hat	map	can	sad
map	can	sad	hat
sad	map	hat	can

sad



Cover

can	can	map	hat
hat	map	can	sad
map	can	sad	hat
sad	map	hat	can



CVC Row of 4!

can	sad	map	hat
hat	can	can	sad
map	can	can	hat
sad	map	hat	can

can	sad	map	hat
hat	map	can	sad
map	can	sad	hat
sad	map	hat	can

©Tara West

Blends, Digraphs, and Doubles Row of 4!


"I Can"



Spin

Digraphs ROW OF 4

fish	bath	duck	chop
bath	duck	chop	fish
fish	chop	bath	duck
duck	bath	chop	fish



Search

Digraphs ROW OF 4

fish	bath	duck	chop
bath	duck	chop	fish
fish	chop	bath	duck
duck	bath	chop	fish

duck



Cover

Digraphs ROW OF 4

fish	bath	ck	chop
bath	duck	chop	fish
fish	chop	bath	duck
duck	bath	chop	fish



Blends, Digraphs, and Doubles Row of 4!

Digraphs ROW OF 4

b	a	c	
bath	duck	chop	fish
fish	chop	bath	duck
duck	bath	chop	fish

Blends ROW OF 4

stem	truck	drum	crack
crack	drum	stem	truck
stem	truck	crack	drum
crack	drum	truck	stem

©Tara West


CVCE Row of 4!

"I Can"



Spin

tame	bite	tape	five
bite	tape	five	tame
five	bite	tame	tape
tape	tame	five	bite



Search

tame	bite	tape	five
bite	tape	five	tame
five	bite	tame	tape
tape	tame	five	bite

tape





Cover

tame	bite	tape	five
bite	tape	five	tame
five	bite	tame	tape
tape	tame	five	bite




CVCE Row of 4!

pipe	cake	time	gave
cake	time	gave	pipe
gave	cake	pipe	time
time	pipe	gave	cake




ABCs ROW OF 4


d	c	b	a
c	a	c	b
b	d	a	d
a	b	c	a



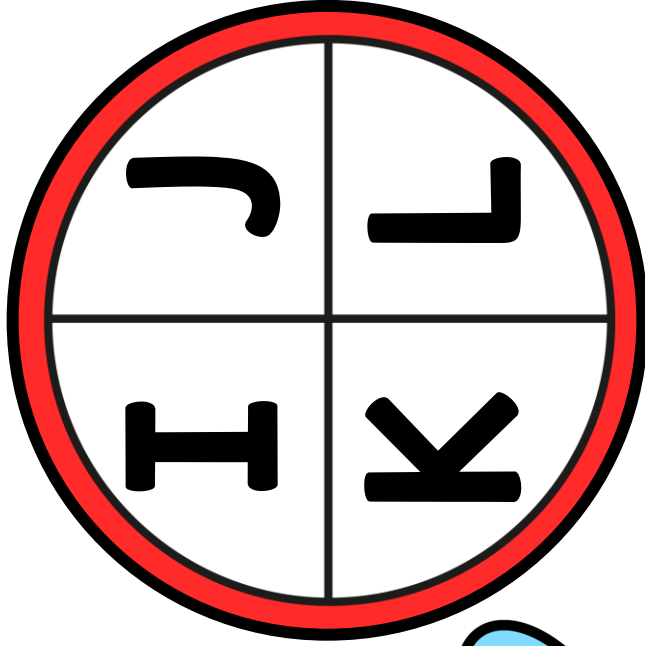
ABCs ROW OF 4





e	f	g	h
e	g	e	g
f	h	e	g
g	h	f	e



ABCs ROW OF 4




i	j	k	i
k	i	j	k
i	j	k	i
i	j	k	i

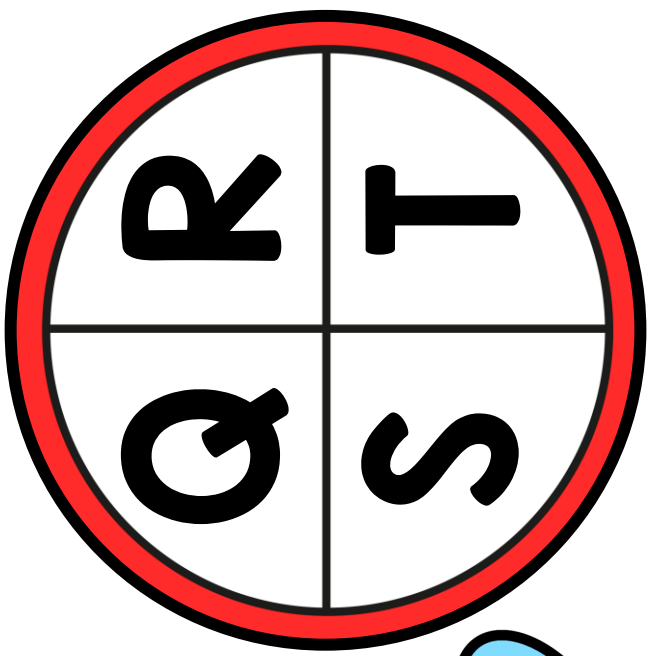


ABCs ROW OF 4


n	p	o	m
p	n	m	o
m	o	p	n
o	m	n	p



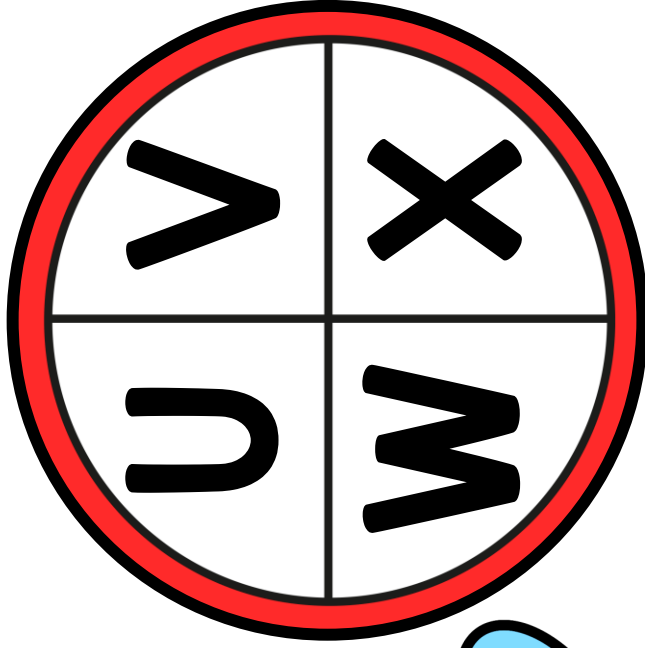
ABCs ROW OF 4



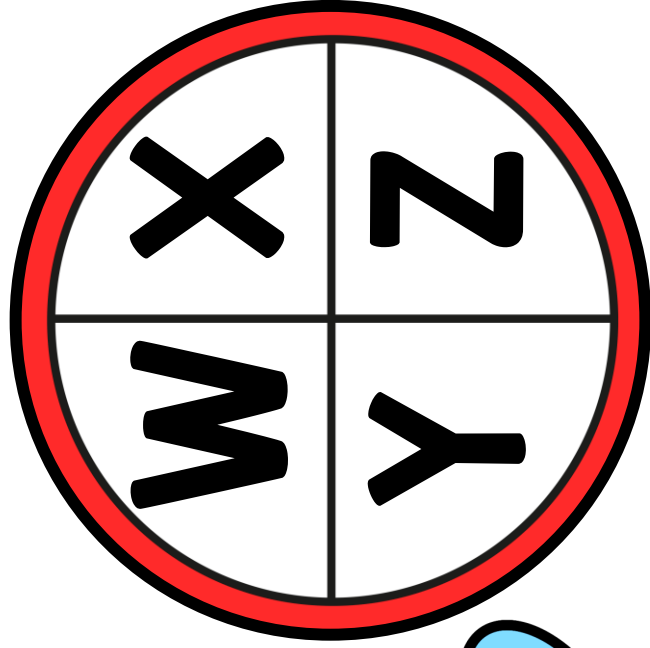

r	q	t	s
t	s	r	q
q	t	s	r
s	q	r	t



ABCs ROW OF 4





x	u	w	v
v	w	v	u
w	x	u	x
u	v	x	w




ABCs ROW OF 4

Z	X	W	Y
X	Y	Z	W
Z	W	X	Y
Y	W	Z	X




CVC ROW OF 4

can	sad	map	hat
hat	map	can	sad
map	can	sad	hat
sad	map	hat	can



CVC ROW OF 4



jet

pet

vet

hen

pet

jet

hen

vet

jet

hen

vet


pet

hen


pet

jet


vet




CVC ROW OF 4




fin	win	sip	kid
win	kid	fin	sip
kid	win	sip	fin
sip	kid	win	fin




CVC ROW OF 4





fox	log	dog	box
box	fox	log	dog
box	log	dog	fox
log	dog	fox	box



CVC ROW OF 4




nut	bus	sun	cut
sun	nut	bus	cut
cut	bus	sun	nut
sun	cut	nut	bus





Diagraphs **ROW OF 4**

fish	bath	duck	chop
bath	duck	chop	fish
fish	chop	bath	duck
duck	bath	chop	fish




Diagraphs **ROW OF 4**

shop	path	rock	chip
rock	chip	path	shop
path	shop	chip	rock
chip	shop	rock	path




Doubles **ROW OF 4**



tiff	fizz	chess	fell
chess	fell	tiff	fizz
fizz	tiff	chess	fell
fell	chess	fizz	tiff



Blends **ROW OF 4**




plum	sled	flat	block
flat	block	sled	plum
sled	plum	block	flat
flat	block	plum	sled




Blends **ROW OF 4**

grab	truck	drum	crack
crack	drum	grab	truck
grab	truck	crack	drum
crack	drum	truck	grab



Blends **ROW OF 4**



snack

swim

stop

skip

swim

snack

skip

stop

skip

stop

snack



swim

stop

snack

swim

skip



CVCE ROW OF 4

tame

bite

tape

five

bite

tape

five

tame

five

bite

tame



tape

tape

tame

five

bite



CVCE ROW OF 4

pipe

cake

time

gave

cake

time

gave

pipe

gave

cake

pipe



time

time

pipe


gave

cake




CVCE ROW OF 4

hide	fire	joke	dive
joke	dive	hide	fire
fire	hide	dive	joke
dive	joke	fire	hide



CVCE ROW OF 4



cute

vote

mule

robe

vote

robe

cute

mule

mule

cute

robe


vote

robe

mule

vote

cute



CVCE ROW OF 4



rode

lime

cape

mute

cape

mute

rode

lime

lime

rode

cape


mute

mute


cape

lime

rode



CVCE ROW OF 4



page

dice

cage

mice

cage

mice

page

dice

dice

page

mice

cage

mice

cage








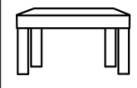




dice

page

Buzzin' Bee Write the Room

Name: _____



Buzzin' Bee Write the Room
"Check" the picture to match the beginning sound.


a

fan

cash





The students will read the letter or word and
"check" the matching picture.



Buzzin' Bee Write the Room

















"I Can"



Buzzin' Bee Write the Room

Name: _____

Buzzin' Bee Write the Room
Check the picture to match the beginning sound.

 <input type="checkbox"/>	 <input type="checkbox"/>	 <input type="checkbox"/>	 <input type="checkbox"/>
 <input type="checkbox"/>	 <input type="checkbox"/>	 <input type="checkbox"/>	 <input type="checkbox"/>
 <input type="checkbox"/>	 <input type="checkbox"/>	 <input type="checkbox"/>	 <input type="checkbox"/>
 <input type="checkbox"/>	 <input type="checkbox"/>	 <input type="checkbox"/>	 <input type="checkbox"/>

















Three cards are shown in the foreground: one with the letter 'a', one with the letter 'd', and one with the letter 'n'. Each card has a small beehive illustration at the bottom right.


©Tara West



Name: _____

















Buzzin' Bee Write the Room
Check the picture to match the beginning sound.


 <input type="checkbox"/>	 <input type="checkbox"/>	 <input type="checkbox"/>	 <input type="checkbox"/>
 <input type="checkbox"/>	 <input type="checkbox"/>	 <input type="checkbox"/>	 <input type="checkbox"/>
 <input type="checkbox"/>	 <input type="checkbox"/>	 <input type="checkbox"/>	 <input type="checkbox"/>
 <input type="checkbox"/>	 <input type="checkbox"/>	 <input type="checkbox"/>	 <input type="checkbox"/>



Name: _____

Buzzin' Bee Write the Room
Check the picture to match the beginning sound.

 <input type="checkbox"/>	 <input type="checkbox"/>	 <input type="checkbox"/>	 <input type="checkbox"/>
 <input type="checkbox"/>	 <input type="checkbox"/>	 <input type="checkbox"/>	 <input type="checkbox"/>
 <input type="checkbox"/>	 <input checked="" type="checkbox"/>	 <input type="checkbox"/>	 <input type="checkbox"/>
 <input type="checkbox"/>	 <input type="checkbox"/>	 <input type="checkbox"/>	 <input type="checkbox"/>




Buzzin' Bee Write the Room

"I Can"



Think

fan



fan



pit



rug












©Tara West

Buzzin' Bee Write the Room

Name: _____

Buzzin' Bee Write the Room
"Check" the picture to match the word.

fan




pit



rug



















©Tara West



Find

Name: _____

Buzzin' Bee Write the Room
"Check" the picture to match the word.

















fan



Check

Name: _____

Buzzin' Bee Write the Room
"Check" the picture to match the word.

			
		 ✓	
			
			

fan



©Tara West

Buzzin' Bee Write the Room

"I Can"



Buzzin' Bee Write the Room

Name: _____

Buzzin' Bee Write the Room
"Check" the picture to match the word.

 <input type="checkbox"/>	 <input type="checkbox"/>	 <input type="checkbox"/>	 <input type="checkbox"/>
 <input type="checkbox"/>	 <input type="checkbox"/>	 <input type="checkbox"/>	 <input type="checkbox"/>
 <input type="checkbox"/>	 <input type="checkbox"/>	 <input type="checkbox"/>	 <input type="checkbox"/>
 <input type="checkbox"/>	 <input type="checkbox"/>	 <input type="checkbox"/>	 <input type="checkbox"/>









cash shop thin

©Tara West



Name: _____

















Buzzin' Bee Write the Room
"Check" the picture to match the word.

 <input type="checkbox"/>	 <input type="checkbox"/>	 <input type="checkbox"/>	 <input type="checkbox"/>
 <input type="checkbox"/>	 <input type="checkbox"/>	 <input type="checkbox"/>	 <input type="checkbox"/>
 <input type="checkbox"/>	 <input type="checkbox"/>	 <input type="checkbox"/>	 <input type="checkbox"/>
 <input type="checkbox"/>	 <input type="checkbox"/>	 <input type="checkbox"/>	 <input type="checkbox"/>




Name: _____

Buzzin' Bee Write the Room
"Check" the picture to match the word.

 <input type="checkbox"/>	 <input type="checkbox"/>	 <input type="checkbox"/>	 <input type="checkbox"/>
 <input type="checkbox"/>	 <input type="checkbox"/>	 <input type="checkbox"/>	 <input type="checkbox"/>
 <input type="checkbox"/>	 <input type="checkbox"/>	 <input type="checkbox"/>	 <input checked="" type="checkbox"/>
 <input type="checkbox"/>	 <input type="checkbox"/>	 <input type="checkbox"/>	 <input type="checkbox"/>




a




©Tara West - Little Minds at Work

b




©Tara West - Little Minds at Work

d




©Tara West - Little Minds at Work

e




©Tara West - Little Minds at Work

g




©Tara West - Little Minds at Work

i




©Tara West - Little Minds at Work

j




©Tara West - Little Minds at Work

k




©Tara West - Little Minds at Work

n




©Tara West - Little Minds at Work

o




©Tara West - Little Minds at Work

p




©Tara West - Little Minds at Work

s




©Tara West - Little Minds at Work

t




©Tara West - Little Minds at Work

u




©Tara West - Little Minds at Work

w




©Tara West - Little Minds at Work

y






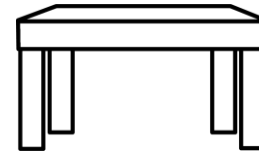



©Tara West - Little Minds at Work

Name: _____




Buzzin' Bee Write the Room

"Check" the picture to match the beginning sound.




fan




©Tara West - Little Minds at Work

ram




©Tara West - Little Minds at Work

bat




©Tara West - Little Minds at Work

pit




©Tara West - Little Minds at Work

wig




©Tara West - Little Minds at Work

fin




©Tara West - Little Minds at Work

pod




©Tara West - Little Minds at Work

rot




©Tara West - Little Minds at Work

dog




©Tara West - Little Minds at Work

hut




©Tara West - Little Minds at Work

rug




©Tara West - Little Minds at Work

pup




©Tara West - Little Minds at Work

leg




©Tara West - Little Minds at Work

den




©Tara West - Little Minds at Work

jet




©Tara West - Little Minds at Work

pen



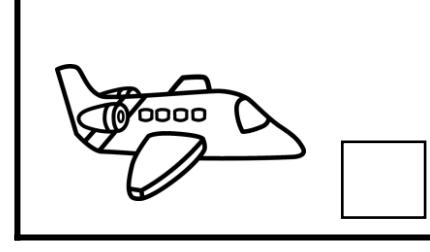

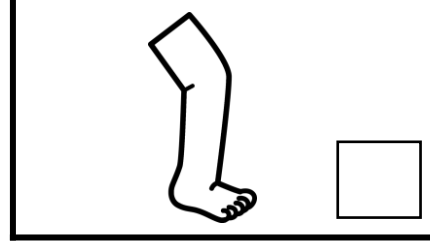



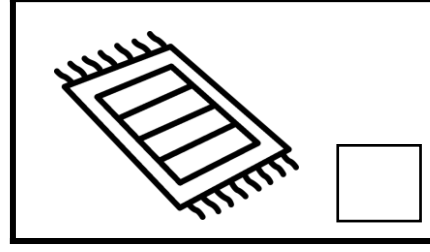
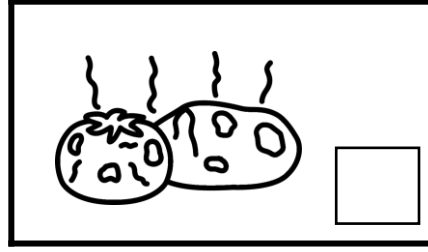
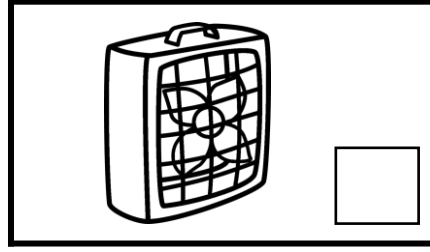



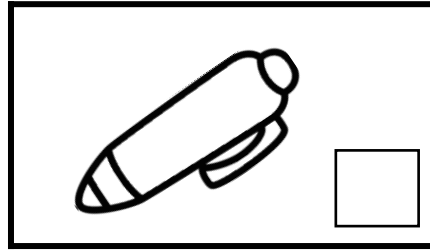


©Tara West - Little Minds at Work

Name: _____




Buzzin' Bee Write the Room

"Check" the picture to match the word.




cash




©Tara West - Little Minds at Work

shop




©Tara West - Little Minds at Work

shut




©Tara West - Little Minds at Work

thin




©Tara West - Little Minds at Work

bath




©Tara West - Little Minds at Work

thick




©Tara West - Little Minds at Work

lock




©Tara West - Little Minds at Work

neck




©Tara West - Little Minds at Work

rock




©Tara West - Little Minds at Work

chop




©Tara West - Little Minds at Work

chin




©Tara West - Little Minds at Work

check




©Tara West - Little Minds at Work

whiz




©Tara West - Little Minds at Work

whip




©Tara West - Little Minds at Work

whack




©Tara West - Little Minds at Work

rich









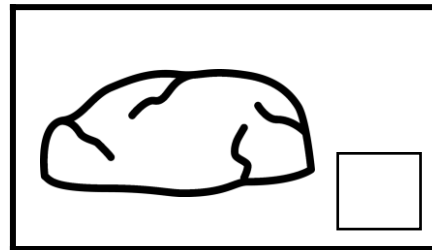

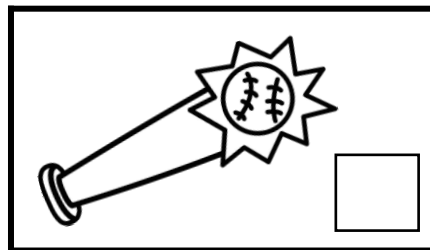





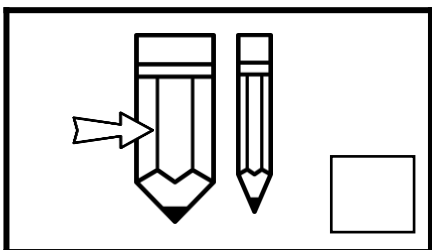
©Tara West - Little Minds at Work

Name: _____




Buzzin' Bee Write the Room

"Check" the picture to match the word.




flush




©Tara West - Little Minds at Work

blob




©Tara West - Little Minds at Work

click




©Tara West - Little Minds at Work

glass




©Tara West - Little Minds at Work

plum




©Tara West - Little Minds at Work

crib




©Tara West - Little Minds at Work

brick




©Tara West - Little Minds at Work

grass




©Tara West - Little Minds at Work

frog




©Tara West - Little Minds at Work

trip




©Tara West - Little Minds at Work

drill




©Tara West - Little Minds at Work

snap




©Tara West - Little Minds at Work

step




©Tara West - Little Minds at Work

swim




©Tara West - Little Minds at Work

spin




©Tara West - Little Minds at Work

twin




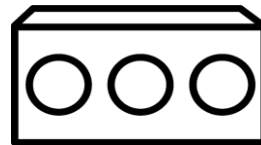

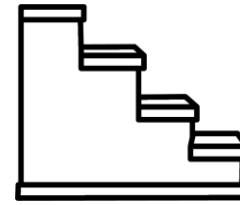

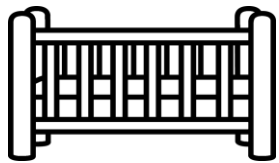
©Tara West - Little Minds at Work

Name: _____


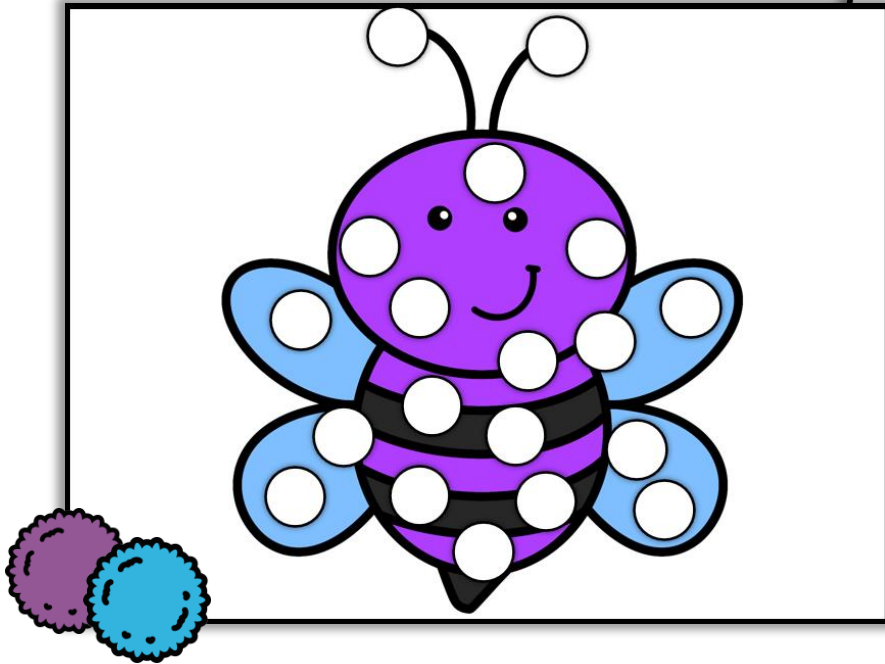


Buzzin' Bee Write the Room

"Check" the picture to match the word.



Hands-On Fine Motor




The students will practice fine motor skills by placing pompoms on the circles. For the black-and-white version, they can use bingo daubers.

Hands-On Fine Motor


"I Can"



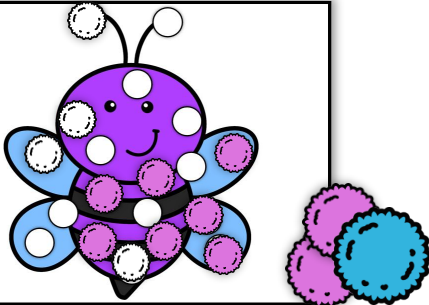
Think




Sort





Cover





Hands-On Fine Motor









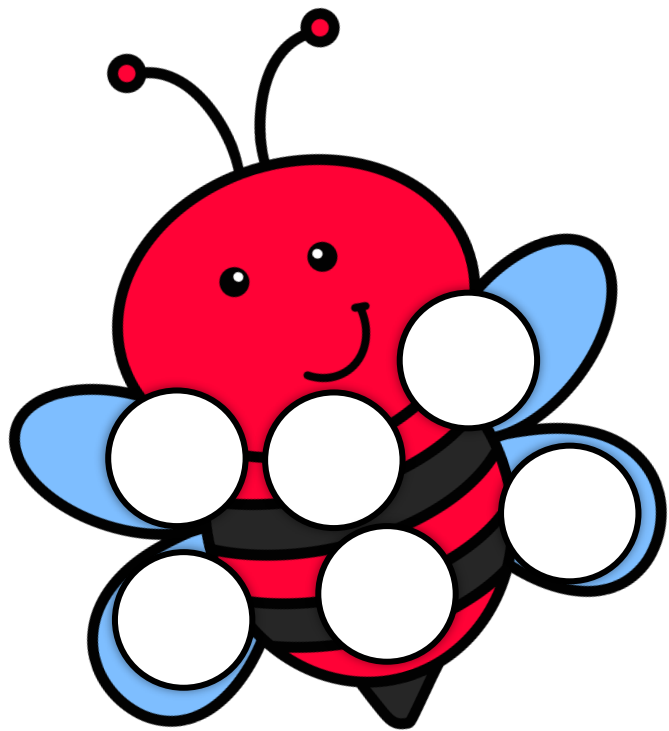
























Bee Counting Clip It




The students will count the objects and clip the number that matches.

Bee Counting Clip It

"I Can"



Think




5

7

6



Count




5

7

6



Clip




5


7

6



Bee Counting Clip It






3

1


2



2

3


1



4

2


3



5

3


4



6

5


4



5

7


6



7

5


6



7

8


6



9

10

8




8

9

10

10 and




11

12

13

10 and




13

11

12

10 and




12

13

14

10 and




14

15

13

10 and




16

15

14

10 and




15

17

16

10 and




18

17

16

10 and




17

19

18

10 and




19

20

18


10 and



18

19


20



○	○	○	○	

○				


○	○			



○	○			

○	○	○		


○				



○	○	○	○	

○	○			


○	○	○		



○	○	○	○	○

○	○	○		


○	○	○	○	



○	○	○	○	○
○				

○	○	○	○	○


○	○	○	○	



○	○	○	○	○

○	○	○	○	○
○	○			


○	○	○	○	○
○				



○	○	○	○	○
○				

○	○	○	○	○


○	○	○	○	○
○	○	○		



○	○	○	○	○
○	○			

○	○	○	○	○
○	○	○		


○	○	○	○	○
○				



○	○	○	○	○
○	○	○	○	

○	○	○	○	○
○	○	○	○	○

○	○	○	○	○
○	○	○		



○	○	○	○	○
○	○	○		

○	○	○	○	○
○	○	○	○	

○	○	○	○	○
○	○	○	○	○


Name: _____

Bee Counting Clip It


Match the number to the correct amount.




3 ●




4 ●





1 ●




5 ●




2 ●




9 ●




8 ●




6 ●



10 ●



7 ●




Name: _____




Bee Counting Clip It

Match the number to the correct amount.


13 ●



14 ●





11 ●




15 ●




12 ●




19 ●




18 ●




16 ●




20 ●



17 ●



Bee Number Mats




The students will practice the numbers by building each with dough.

Bee Number Mats


"I Can"




Think




Build



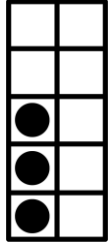

Cover






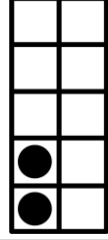
Bee Number Mats



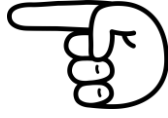
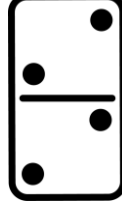

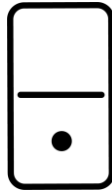
Number Mats




3




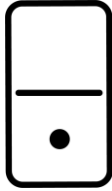


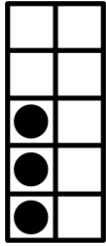

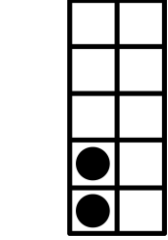

1



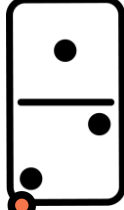

Number Mats



2




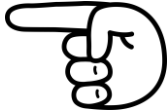
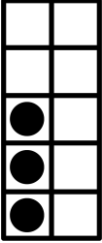
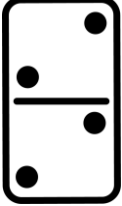


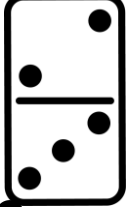



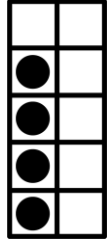
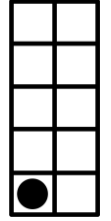
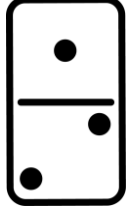
5




0






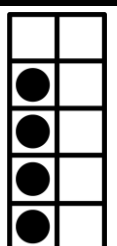
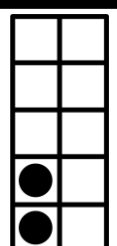


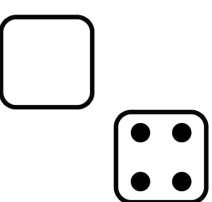


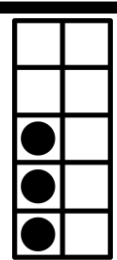
Number Mats




							
							



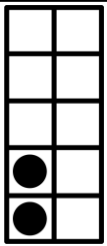
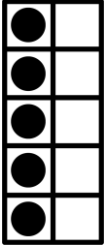


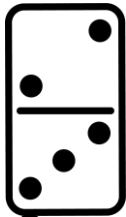



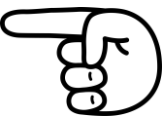



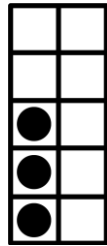
Number Mats



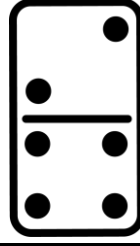

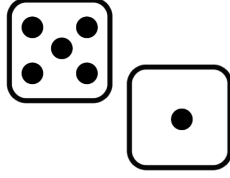



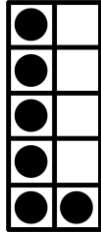


		
		
		
		
		

Number Mats

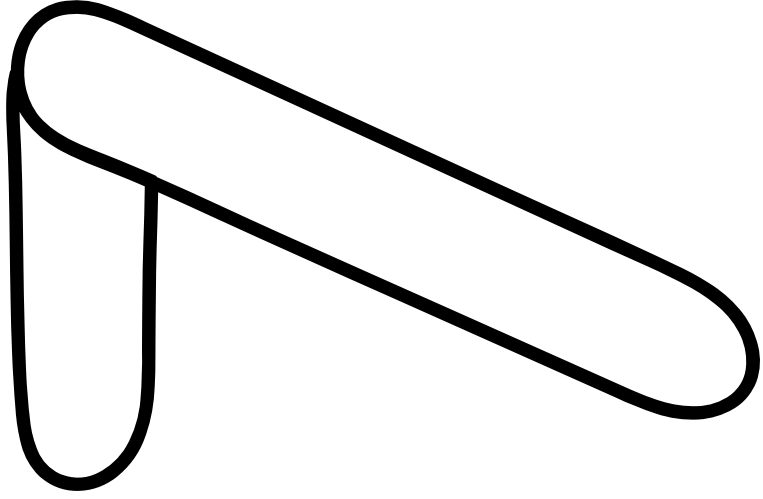




















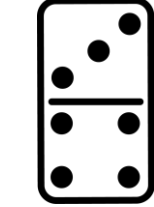








				
				
				

Number Mats









Number Mats





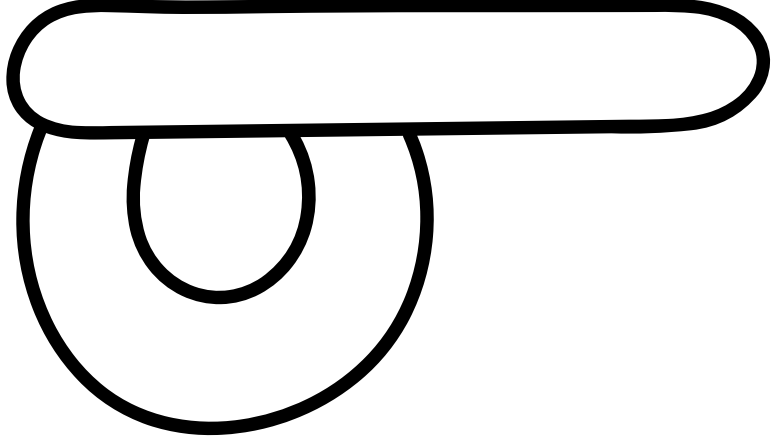
Number Mats



8



















Number Mats



Two dice: one showing 1, the other showing 5.	Two dice: one showing 6, the other showing 2.	A cartoon bee with a yellow and black striped body, blue wings, and antennae.	Two dice: one showing 3, the other showing 3.	Two simple line drawings of hands, palms facing each other.	A large, bold, lowercase letter 'd'.
Two dice: one showing 2, the other showing 4.	Two dice: one showing 5, the other showing 1.	A cartoon bee with a yellow and black striped body, blue wings, and antennae.	Two dice: one showing 6, the other showing 2.	Two simple line drawings of hands, palms facing each other.	A domino with 2 dots on the left side and 1 dot on the right side.
Two dice: one showing 5, the other showing 1.	Two dice: one showing 6, the other showing 2.	A cartoon bee with a yellow and black striped body, blue wings, and antennae.	A domino with 6 dots on the top side and 2 dots on the bottom side.	Two simple line drawings of hands, palms facing each other.	A domino with 2 dots on the left side and 1 dot on the right side.
Two dice: one showing 1, the other showing 5.	A domino with 6 dots on the top side and 2 dots on the bottom side.	A cartoon bee with a yellow and black striped body, blue wings, and antennae.	A domino with 6 dots on the top side and 2 dots on the bottom side.	Two simple line drawings of hands, palms facing each other.	A domino with 2 dots on the left side and 1 dot on the right side.

Number Mats



Name: _____

Bee Numbers

Write the matching number.

1

2

3

4

5


6

7

8



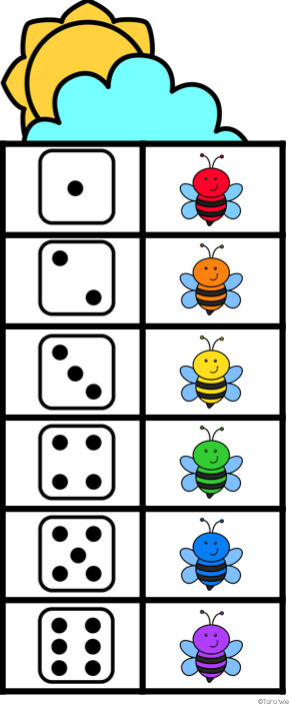
9

10



Bee Buzzin' Search N' Cover

Bee Buzzin' Search			
1	2	4	1
4	3	6	3
6	1	5	4
2	6	3	2
5	4	6	5
	2	5	1



The students will match the number to the corresponding colored cube.

Bee Buzzin' Search N' Cover Mats

"I Can"



Think

Bee Buzzin' Search			
1	2	4	1
4	3	6	3
6	1	5	4
2	6	3	2
5	4	6	5
3	2	5	1



Count

Bee Buzzin' Search			
1	2	4	1
4	3	6	3
6	1	5	4
2	6	3	2
5	4	6	5
3	2	5	1




Cover













Bee Buzzin' Search			
1	2	4	1
4	3	6	3
6	1	5	4
2	6	3	2
5	4	6	5
3	2	5	1

Bee Buzzin' Search N' Cover Mats

Bee Buzzin' Search


1	2	4	1
4	3	6	3
6	1	5	4
2	6	3	2
5	4	6	5
3	2	5	1





















Bee Buzzin' Search

6	5	7	8
9	6	10	5
8	7	9	7
5	10	8	6
9	10	5	9
10	6	8	7







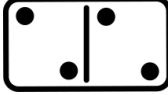

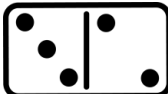

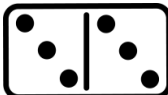



Bee Buzzin' Search

2	3	6	1
5	1	2	4
6	4	3	1
2	5	4	2
1	6	3	5
6	3	5	4



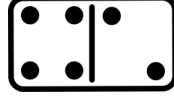











Bee Buzzin' Search

7	5	8	6
10	9	6	7
10	7	10	8
5	6	9	6
10	8	7	5
9	9	5	8



Bee Buzzin' Search

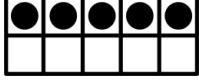

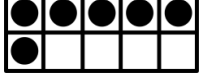

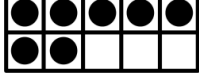







4	1	2	5
6	5	3	6
4	3	5	1
6	1	4	2
2	5	6	3
3	2	4	1



Bee Buzzin' Search

6	7	9	8
5	9	10	9
7	8	6	5
5	10	7	10
6	8	9	6
5	10	8	7















Bee Buzzin' Search

6	4	3	5
1	2	6	1
4	5	2	5
6	3	4	3
1	2	6	1
5	4	3	2















Bee Buzzin' Search

5	7	6	9
10	8	5	10
6	9	8	7
10	5	9	6
8	7	6	8
9	10	7	5









Bee Buzzin' Search

0	1	2	3
2	4	0	5
5	3	1	4
4	1	2	3
0	4	5	1
2	5	3	0









$0+0$	
$1+0$	
$1+1$	
$2+1$	
$2+2$	
$4+1$	


Bee Buzzin' Search

6	7	9	10
8	5	6	10
9	7	8	5
6	10	6	9
5	8	10	7
9	7	5	8



$3+2$	
$3+3$	
$4+3$	
$7+1$	
$5+4$	
$8+2$	

Bee Build and Write



The students will roll balls of playdough to correctly fill the ten frame or use cubes.

Bee Write and Build

"I Can"



Think

Bee Numbers

1	2	3	4	5	6	7	8	9	10



Write

Bee Numbers

1	2	3	4	5	6	7	



Build

Bee Numbers

1	2	3	4	5	6	7	8

Bee Write and Build

Bee Numbers

1	2	3	4	5	6	7	8	9	10


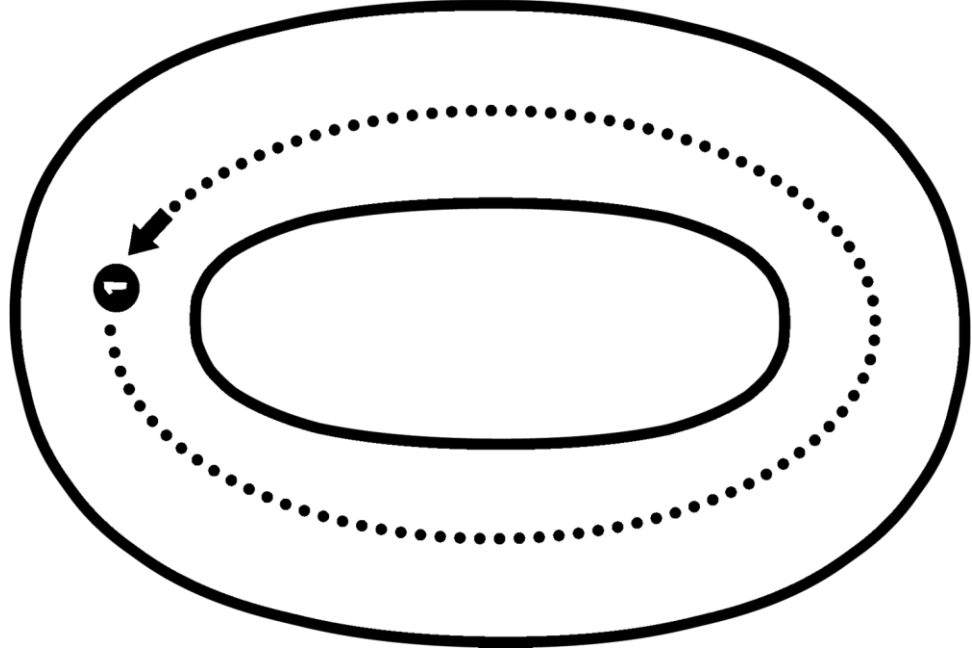
Bee Numbers

3	4	5	6	7		

Frog Numbers


1	2	3	4	5	6	7	8	9	10

Bee Numbers




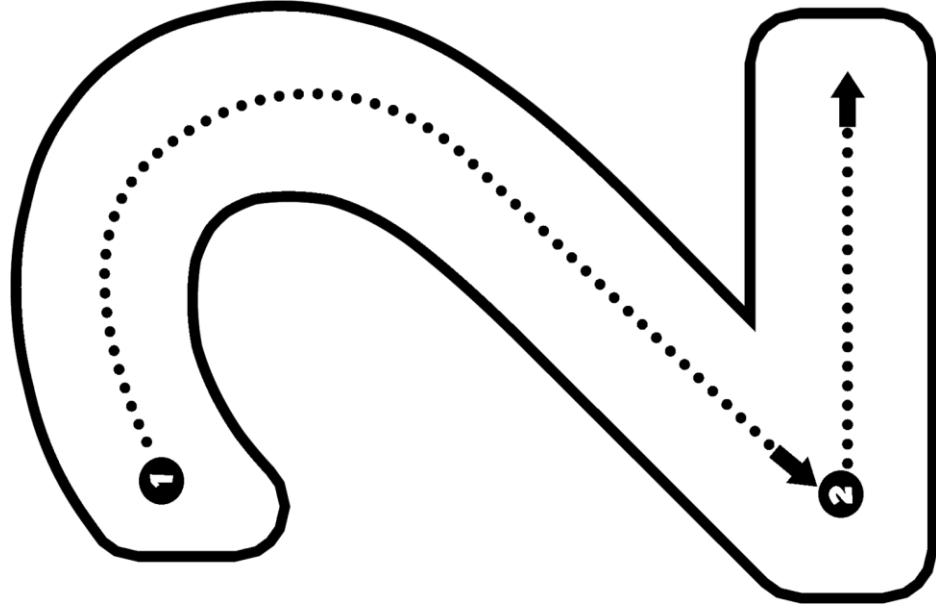
0	1	2	3	4	5	6	7	8	9
---	---	---	---	---	---	---	---	---	---

Bee Numbers


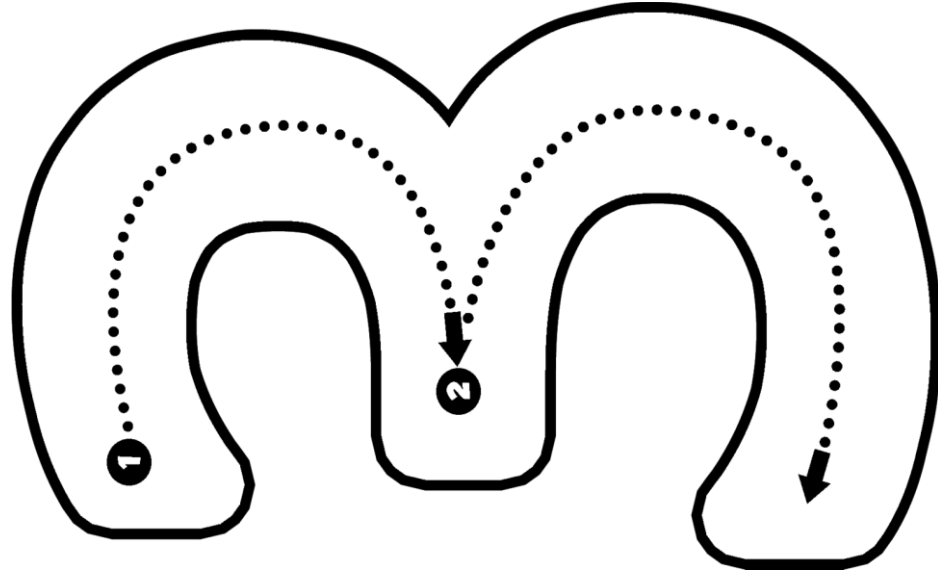


1	2	3	4	5	6	7	8	9	10
---	---	---	---	---	---	---	---	---	----

Bee Numbers


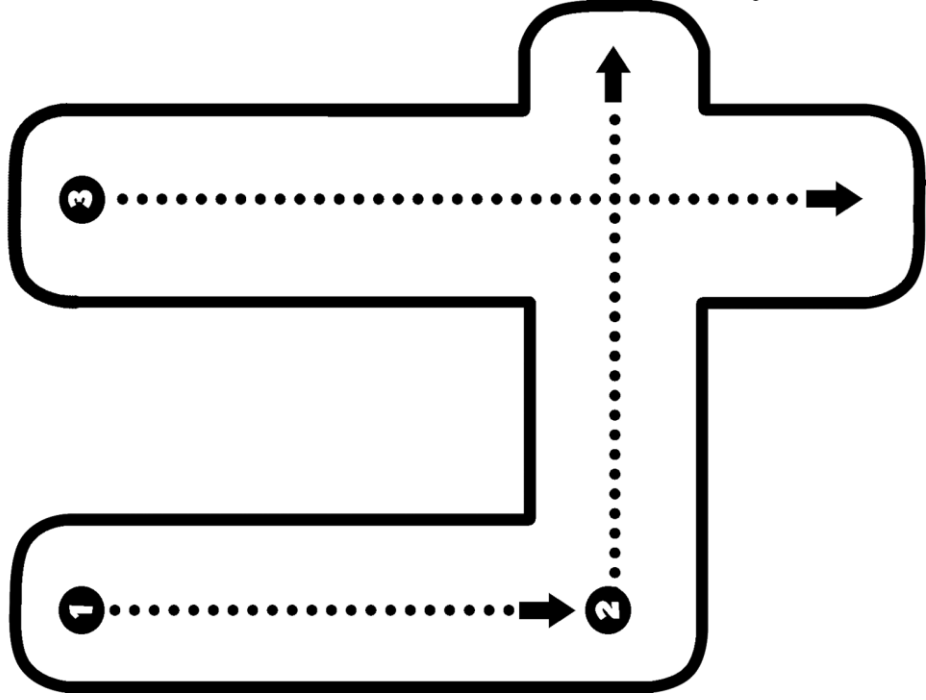


1	2	3	4	5	6	7	8	9	10
---	---	---	---	---	---	---	---	---	----




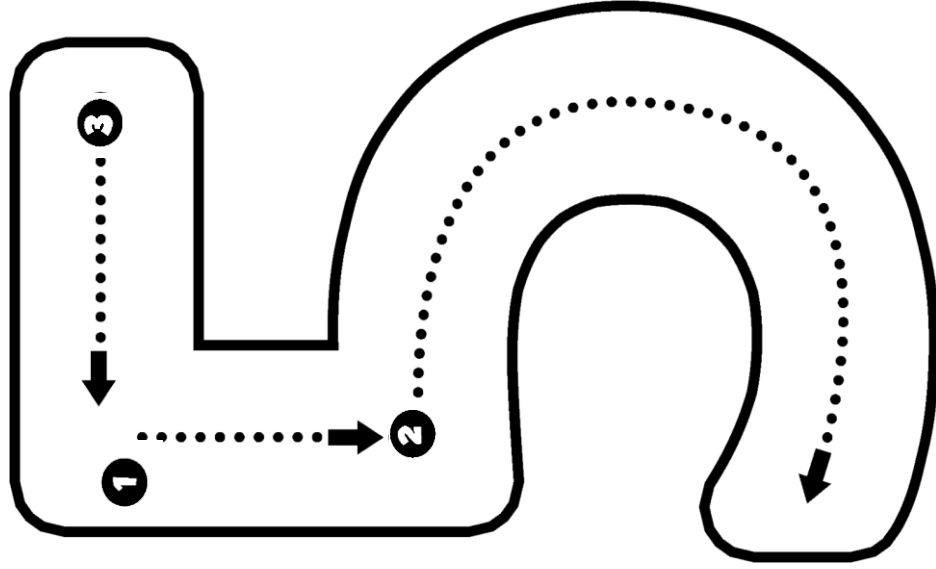
1	2	3	4	5	6	7	8	9	10
---	---	---	---	---	---	---	---	---	----

Bee Numbers




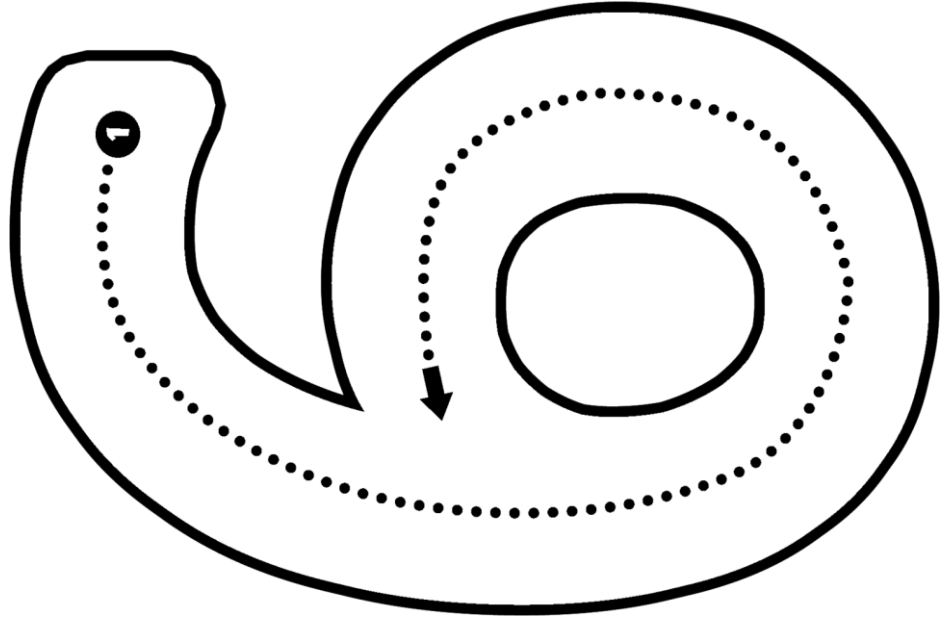
1	2	3	4	5	6	7	8	9	10
---	---	---	---	---	---	---	---	---	----

Bee Numbers




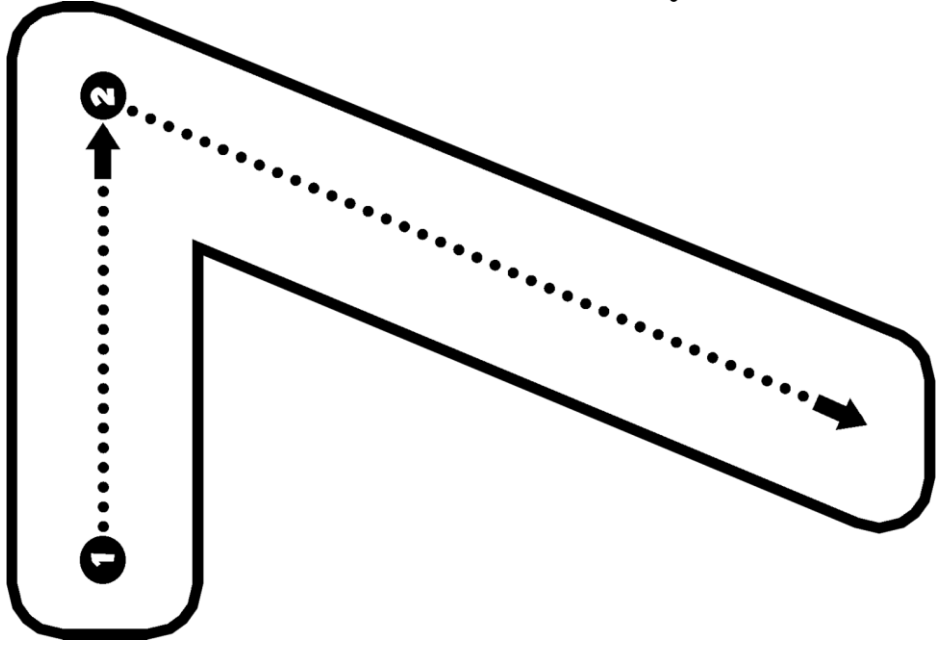
1	2	3	4	5	6	7	8	9	10
---	---	---	---	---	---	---	---	---	----

Bee Numbers





1	2	3	4	5	6	7	8	9	10
---	---	---	---	---	---	---	---	---	----


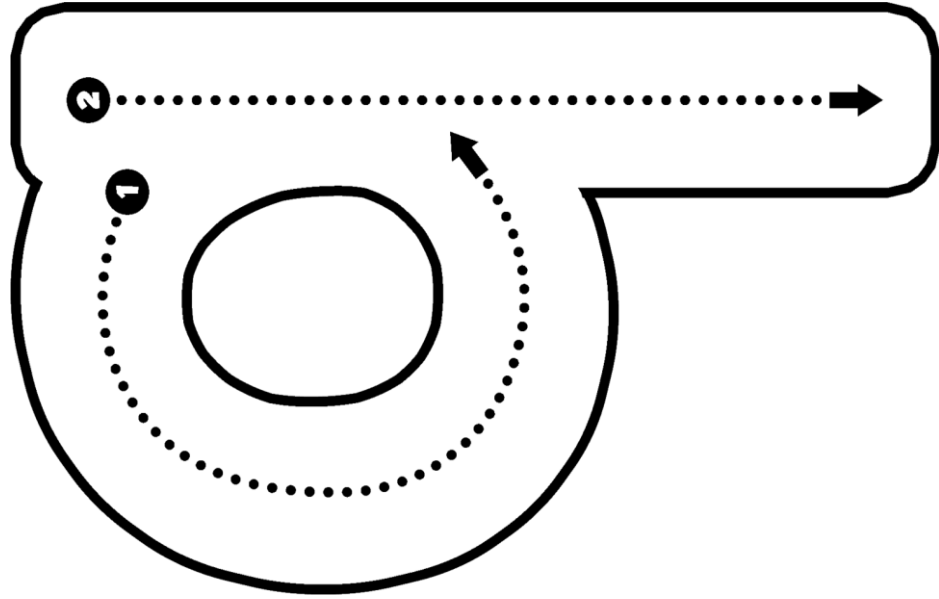
Bee Numbers



1	2	3	4	5	6	7	8	9	10
---	---	---	---	---	---	---	---	---	----


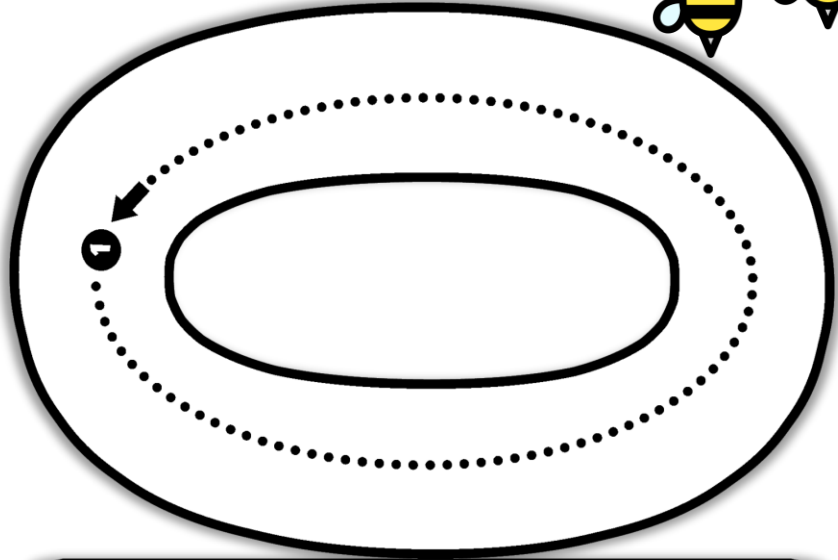



1	2	3	4	5	6	7	8	9	10
---	---	---	---	---	---	---	---	---	----




1	2	3	4	5	6	7	8	9	10
---	---	---	---	---	---	---	---	---	----


Bee Numbers



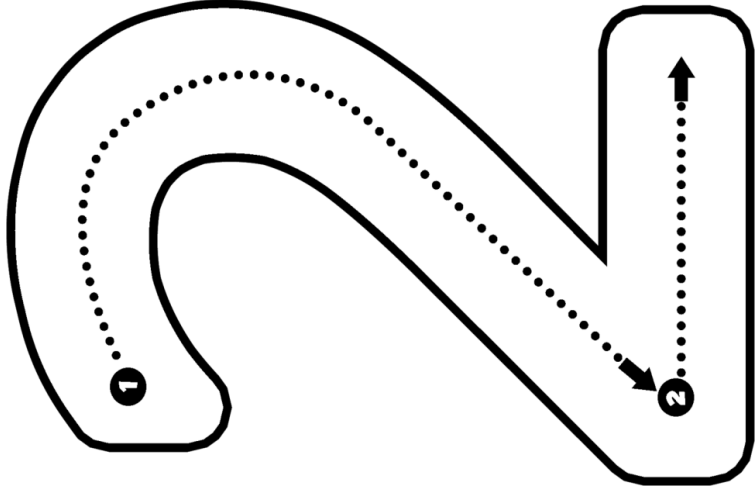
1	2	3	4	5	6	7	8	9	10
---	---	---	---	---	---	---	---	---	----




10 and



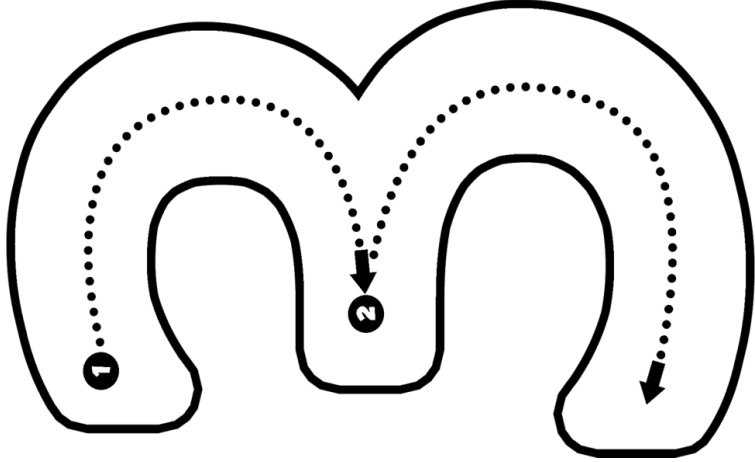
11	12	13	14	15	16	17	18	19	20
----	----	----	----	----	----	----	----	----	----




10 and



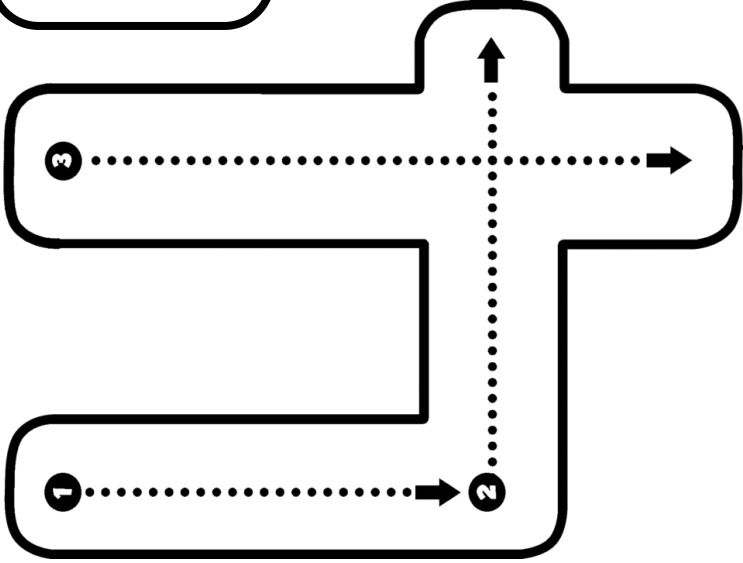
11	12	13	14	15	16	17	18	19	20
----	----	----	----	----	----	----	----	----	----




10 and



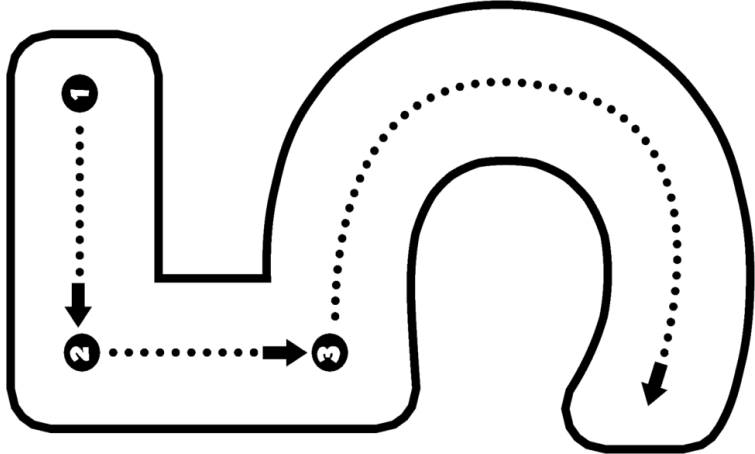
11	12	13	14	15	16	17	18	19	20
----	----	----	----	----	----	----	----	----	----




10 and



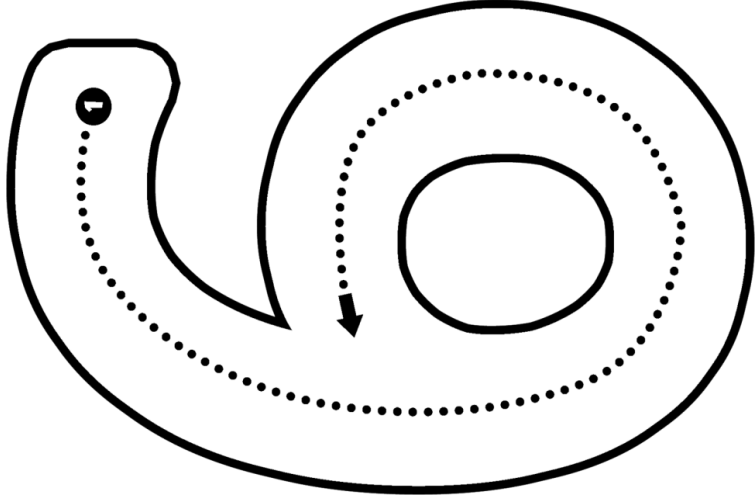
11	12	13	14	15	16	17	18	19	20
----	----	----	----	----	----	----	----	----	----




10 and



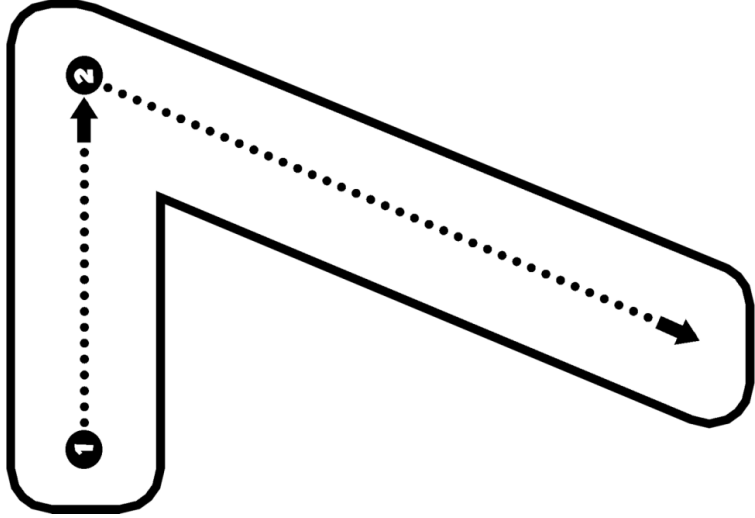
11	12	13	14	15	16	17	18	19	20
----	----	----	----	----	----	----	----	----	----




10 and




11	12	13	14	15	16	17	18	19	20
----	----	----	----	----	----	----	----	----	----




10 and



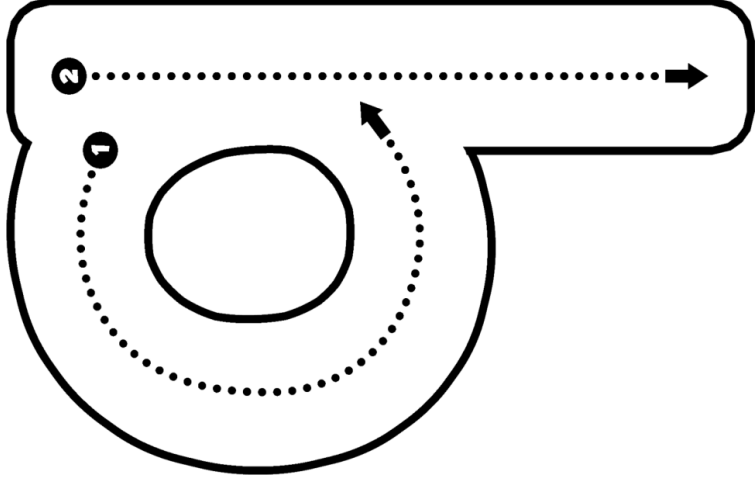
11	12	13	14	15	16	17	18	19	20
----	----	----	----	----	----	----	----	----	----




10 and



11	12	13	14	15	16	17	18	19	20
----	----	----	----	----	----	----	----	----	----



10 and


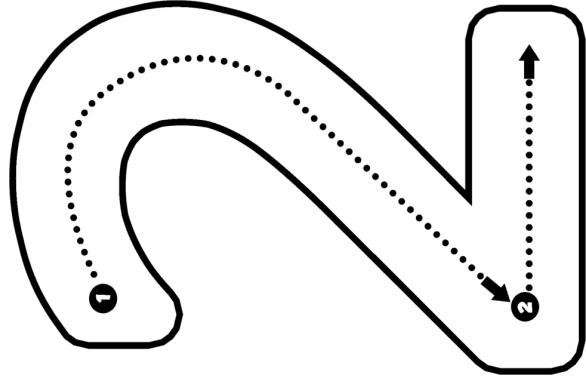
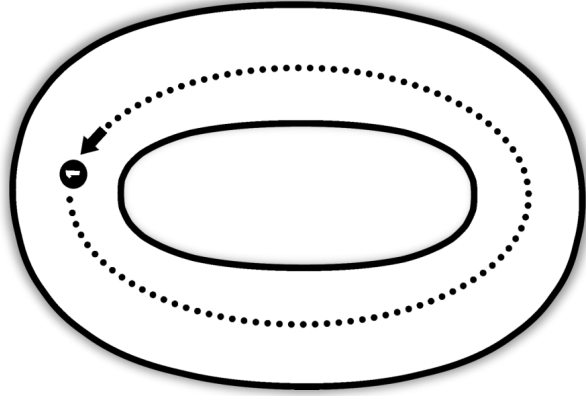


--	--	--	--	--	--	--	--	--	--

--	--	--	--	--	--	--	--	--	--

11	12	13	14	15	16	17	18	19	20
----	----	----	----	----	----	----	----	----	----

10 and



11	12	13	14	15	16	17	18	19	20
----	----	----	----	----	----	----	----	----	----

Name: _____



Bee Write and Build

Fill in the ten frame to match the number.

3

6

7

9

8

1

2

5

4

Name: _____



Bee Write and Build

Fill in the ten frame to match the number.

2

10

8

3

7

5

6

1

9

Name: _____



Bee Write and Build

Fill in the ten frames to match the number.

14

11

16

19

17

13

12

15

18

Name: _____



Bee Write and Build

Fill in the ten frames to match the number.

16

20

14

12

15

18

19

17

13



This packet is the property of Tara West and is protected through copyright and trademark registrations. All rights reserved.

No part of this digital download may be reproduced electronically, shared without additional licenses, or placed on the internet for others to access without the prior permission from the publisher, Tara West.

If you are a school district using this download as curriculum for more than one teacher an additional school license will need to be purchased.

Fonts used within this download are intellectual property of Print Designs by Kris.

The clipart images are intellectual property of Victoria Saied, The Dreamer Teacher, and Laura Strickland of Whimsy Clips.

Contact Information

Email: littlemindsatworkLLC@gmail.com

Website: www.littlemindsatwork.org

Store: <http://www.teacherspayteachers.com/Store/Tara-West>