


# SCIENCE OF READING

## APRIL DECODABLES



### A NOTE FROM TARA WEST

The Science of Reading: March Decodables were written with special detail to every reader. These decodables were designed to include best practices for the Science of Reading. These books can be used alongside any small-group curriculum. View the scope and sequence to note decodable words, decodable high frequency words, and irregular high frequency words in each reader. Each reader has an embedded review on the back cover. On the back cover, students will review letters/sounds found in the decodable, high frequency words, and decodable words. There are also embedded comprehension questions found on the back cover for quick check-ins with students. Along with each decodable book, there is matching all-in-one decodable sheet. Choose between the readers or the all-in-one sheets.

I would love to connect with you! Find me here:

- Email**
- Website**
- Instagram**
- Facebook**
- Facebook Group**


### ADDITIONAL DECODABLE BUNDLES

## SCIENCE OF READING DECODABLES


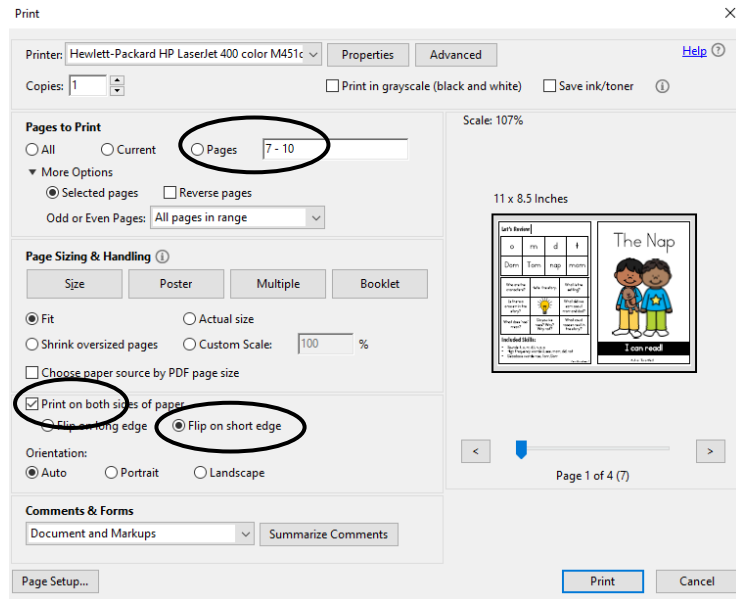
©Tara West Little Minds at Work

## GUIDED PHONICS NONFICTION DECODABLES

©Tara West Little Minds at Work



**Printing DOUBLE SIDED Easy Readers:** It is very important to follow a few quick printing tips. You can view a tutorial video [HERE!](#) First, you will type in the page numbers you wish to print. Next, select "fit". This will help the reader to fill the entire page and leave minimal white space. Then, select "print on both sides". Be sure to also select "flip on short edge". Lastly, select for the reader to print. NOTE: The books are best printed using Adobe Reader. Adobe Reader is a **free download**. The book will print out on two sheets of paper. You will simply fold the books. Double staple on the left side (optional).




**Printing MINI Readers:** Follow the steps below to prep the mini readers. You can view a tutorial video [HERE!](#)

**Fold landscape.**



**Fold portrait.**



**Cut along the line.**



**Unopen the sheet.**



**Quarter Fold.**




# Let's Review


k	F	b	L
J	B	K	n
l	f	N	j



bug



net



leaf



jar




flower



kid

# Big Red Bug



I can read!




B, b, b.




K, k, k.






F, f, f.



N, n, n.





L, l, l.



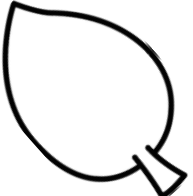





J, j, j.




# Let's Review


k	F	b	L
J	B	K	n
l	f	N	j

 bug	 net	 leaf
 jar	 flower	 kid

# Big Red Bug



I can read!




B, b, b.




K, k, k.



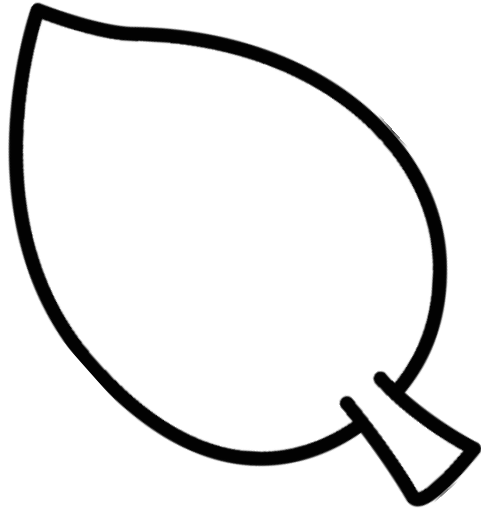


F, f, f.




N, n, n.





L, l, l.



J, j, j.



Name: \_\_\_\_\_

**Reader:**

Big Red Bug


B, b, b.



J, j, j.



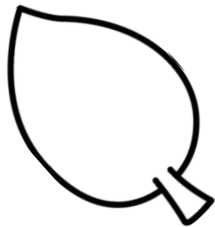
N, n, n.



F, f, f.



L, l, l.




K, k, k.




Let's Review

k	F	b	L
J	B	K	n
I	f	N	j



Guided Practice • Beyond Unit 1

# Big Red Bug



I can read!


Author: Tara West



B, b, b.



1



N, n, n.



2


9

K, k, k.




5

F, f, f.



h

J, j, j.



ε

L, l, l.




Big Red Bug



I can read!


Author: Tara West



B, b, b.




1



N, n, n.



2



L, l, l.



3



J, j, j.



4



F, f, f.



5









K, k, k.



6


Let's Review |

k	F	b	L
J	B	K	n
l	f	N	j

 bug	 net	 leaf
 jar	 flower	 kid

## Let's Review

look	the	into	do
red	bug	yum	mad


Who are the characters in the story?	What does "ick" mean?	Why was the bug mad?
How did Mom help?		What are two meanings for the word "bug"?
How did you feel about the end of the story?	How does the bug's opinion change?	Retell the story.

### Included Skills:

- Focus Skills: CVC words
- High frequency words: look, at, the, red, it, is, a, let, me, see, into, said, to, him, like
- Decodable words: bug, mad, ok, bit, mom, yum, back


Guided Phonics Review Lesson

# The Mad Red Bug




I can read!


Author: Tara West




Look at the red bug.  
It is a mad bug.




"Yum, yum!" said  
the bug to Mom.




"OK, I will see." The  
bug bit into it.



"Ick!" said the mad  
red bug.




"Mom, I do not like bugs!" it said.



"Um! You like bugs,"  
Mom said back.

## Let's Review

look	the	into	do
red	bug	yum	mad


Who are the characters in the story?	What does "ick" mean?	Why was the bug mad?
How did Mom help?		What are two meanings for the word "bug"?
How did you feel about the end of the story?	How does the bug's opinion change?	Retell the story.

### Included Skills:

- Focus Skills: CVC words
- High frequency words: look, at, the, red, it, is, a, let, me, see, into, said, to, him, like
- Decodable words: bug, mad, ok, bit, mom, yum, back


Guided Phonics Review Lesson

# The Mad Red Bug




I can read!


Author: Tara West




Look at the red bug.  
It is a mad bug.




"Yum, yum!" said  
the bug to Mom.




"OK, I will see." The  
bug bit into it.



"Ick!" said the mad  
red bug.



"Mom, I do not like bugs!" it said.



"Um! You like bugs,"  
Mom said back.

Name: \_\_\_\_\_

**CVC Reader:**

The Mad  
Red Bug

Look at the red bug. It is a mad bug.


"Ick!" said the mad red bug.

"Mom, I do not like bugs!" it said.

"Um, you do like bugs," Mom said back.


OK, I will see." The bug bit into it.

"Yum, yum!" said the bug to Mom.



Let's Review

look	the	into	do
red	bug	yum	mad


Who are the characters in the story?	What does "ick" mean?	Why was the bug mad?
How did Mom help?		What are two meanings for the word "bug"?
How did you feel about the end of the story?	How does the bug's opinion change?	Retell the story.

Included Skills:

- Focus Skills: CVC words
- High frequency words: look, at, the, red, it, is, a, let, me, see, into, said, to, him, like
- Decodable words: bug, mad, ok, bit, mom, yum, back


Guided Phonic Review Lesson

# The Mad Red Bug




I can read!

Author: Tara West

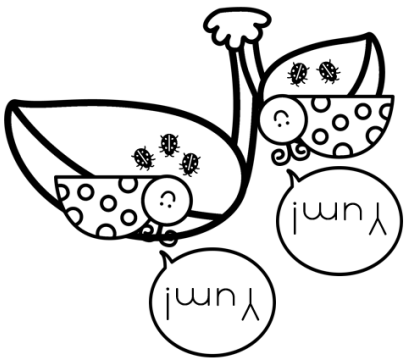


Look at the red bug.  
It is a mad bug.




"Ick!" said the mad red bug.


"Yum, yum!" said the bug to Mom.




"OK, I will see." The bug bit into it.



"Um! You like bugs," Mom said back.



"Mom, I do not like bugs!" it said.




6

5

4


3

# The Mad Red Bug




I can read!

Author: Tara West




Look at the red bug.  
It is a mad bug.

1




"Ick!" said the mad  
red bug.

2



"Mom, I do not like  
bugs!" it said.

3




"Um! You like bugs."  
Mom said back.

4



"OK, I will see." The  
bug bit into it.

5




"Yum, yum!" said  
the bug to Mom.

6

## Let's Review

look	the	into	do
red	bug	yum	mad

Who are the characters in the story?	What does "ick" mean?	Why was the bug mad?
How did Mom help?		What are two meanings for the word "bug"?
How did you feel about the end of the story?	How does the bug's opinion change?	Retell the story.


### Included Skills:

- Focus Skills: CVC words
- High frequency words: look, at, the, red, it, is, a, let, me, see, into, said, to, him, like
- Decodable words: bug, mad, ok, bit, mom, yum, back

Guided Phonics Review Lesson

## Let's Review

bud	rub	big	sip
with	look	will	buzz
safe	hive	home	take

What is a fact about bees?	What do we know about the yellow powder on page 5?	Where does the bee go to take a big sip?
Where does the bee live?		How can you be safe near a bee?
What is an opinion about bees?	Did your opinion about bees change?	What did you enjoy most about the story?

# Buzz, Buzz



I can read!



Look at the  . It  
can buzz and buzz.




"I will not run. I am  
safe," said the kid.



This bud will rub  
off on the  .



This is a hive. The  
 will buzz in it.



The hive is its home.

Will it take a nap?



Look at the bud. The

 can take a big sip.

# Buzz, Buzz

Look at the  . It can buzz and buzz.

This is a hive. The  will buzz in it.

The hive is its home. Will it take a nap?

Look at the bud. The  can take a big sip.


The bud will rub off on the  .

"I will not run. I am safe," said the kid.



### Let's Review

bud	rub	big	sip
with	look	will	buzz
safe	hive	home	take

What is a fact about bees?	What do we know about the yellow powder on page 5?	Where does the bee go to take a big sip?
Where does the bee live?		How can you be safe near a bee?
What is an opinion about bees?	Did your opinion about bees change?	What did you enjoy most about the story?

UNITS 2-4 | Review

# Buzz, Buzz



I can read!


Author: Tara West



Look at the . It can buzz and buzz.

1



This is a hive. The  will buzz in it.

2

"I will not run. I am safe," said the kid.




6

This bud will rub off on the .



5

Look at the bud. The  can take a big sip.



4

The hive is its home. Will it take a nap?



3

# Buzz, Buzz



I can read!

Author: Tara West



Look at the . It can buzz and buzz.

1



This is a hive. The  will buzz in it.


2



The hive is its home. Will it take a nap?


3



Look at the bud. The  can take a big sip.

4



This bud will rub off on the .

5




"I will not run. I am safe," said the kid.

6


### Let's Review

bud	rub	big	sip
with	look	will	buzz
safe	hive	home	take

What is a fact about bees?	What do we know about the yellow powder on page 5?	Where does the bee go to take a big sip?
Where does the bee live?		How can you be safe near a bee?
What is an opinion about bees?	Did your opinion about bees change?	What did you enjoy most about the story?

## Let's Review

grass	spot	snack	tunnel
frog	basket	rabbit	picnic
hidden	thick	munch	hello

Who are the characters in the story?	What does "panic" mean?	What is a "tunnel"?
Who joined Liz on the log first?		What happened when Rabbit got on the log?
How did you feel about the end of the story?	How do the characters feel about the picnic?	Retell the story.

# The Picnic




I can read!




Liz is a red bug. Can you spot Liz in the thick grass? She is hidden.




The pals did chat and munch on snacks from Rabbit's picnic basket.




Frog and Liz did not  
panic. They said, "Hello!"  
Rabbit said, "Hi!" back.



Liz will zip and zag. Look  
at her on that log. The  
log is a tunnel for her.




A jumbo frog did hop  
onto the log. Liz did not  
panic. "Hi!" said Liz.




"Ribbit," Frog said back.  
Then, a rabbit did hop  
onto the log with them.

## Let's Review

grass	spot	snack	tunnel
frog	basket	rabbit	picnic
hidden	thick	munch	hello

Who are the characters in the story?	What does "panic" mean?	What is a "tunnel"?
Who joined Liz on the log first?		What happened when Rabbit got on the log?
How did you feel about the end of the story?	How do the characters feel about the picnic?	Retell the story.


# The Picnic




I can read!




Liz is a red bug. Can you spot Liz in the thick grass? She is hidden.




The pals did chat and munch on snacks from Rabbit's picnic basket.




Frog and Liz did not  
panic. They said, "Hello!"  
Rabbit said, "Hi!" back.



Liz will zip and zag. Look  
at her on that log. The  
log is a tunnel for her.



A jumbo frog did hop  
onto the log. Liz did not  
panic. "Hi!" said Liz.




"Ribbit," Frog said back.  
Then, a rabbit did hop  
onto the log with them.

Name: \_\_\_\_\_

**Reader:**


The Picnic

Liz is a red bug. Can you spot Liz in the thick grass? She is hidden. Liz will zip and zag. Look at her on that log. The log is a tunnel for her. A jumbo frog did hop onto the log. Liz did not panic. "Hi!" said Liz. "Ribbit," Frog said back. Then, a rabbit did hop onto the log with them. Frog and Liz did not panic. They said, "Hello!" Rabbit said, "Hi!" back. The pals did chat and munch on snacks from Rabbit's picnic basket.



## Let's Review

grass	spot	snack	tunnel
frog	basket	rabbit	picnic
hidden	thick	munch	hello

Who are the characters in the story?	What does "panic" mean?	What is a "tunnel"?
Who joined Liz on the log first?		What happened when Rabbit got on the log?
How did you feel about the end of the story?	How do the characters feel about the picnic?	Retell the story.

Guided Phonics • Beyond Level 1

# The Picnic




I can read!

Author: Tara West



Liz is a red bug. Can you spot Liz in the thick grass? She is hidden.


1



Liz will zip and zag. Look at her on that log. The log is a tunnel for her.


2

The pals did chat and munch on snacks from Rabbit's picnic basket.




6

Frog and Liz did not panic. They said, "Hello!" Rabbit said, "Hi!" back.



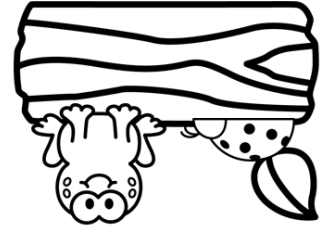
5

"Rabbit," Frog said back. Then, a rabbit did hop onto the log with them.



4

A jumbo frog did hop onto the log. Liz did not panic. "Hi!" said Liz.



3

# The Picnic




I can read!

Author: Tara West




Liz is a red bug. Can you spot Liz in the thick grass? She is hidden.

1




Liz will zip and zag. Look at her on that log. The log is a tunnel for her.

2




A jumbo frog did hop onto the log. Liz did not panic. "Hi!" said Liz.

3



"Ribbit," Frog said back. Then, a rabbit did hop onto the log with them.

4



Frog and Liz did not panic. They said, "Hello!" Rabbit said, "Hi!" back.

5




The pals did chat and munch on snacks from Rabbit's picnic basket.

6

## Let's Review

grass	spot	snack	tunnel
frog	basket	rabbit	picnic
hidden	thick	munch	hello

Who are the characters in the story?	What does 'panic' mean?	What is a 'tunnel'?
Who joined Liz on the log first?		What happened when Rabbit got on the log?
How did you feel about the end of the story?	How do the characters feel about the picnic?	Retell the story.

# Guided Phonics + Beyond

Guided Phonics + Beyond is the property of Tara West and is protected through copyright and trademark registrations. All rights reserved.

No part of this digital download may be reproduced electronically, shared without additional licenses, or placed on the internet for others to access without the prior permission from the publisher, Tara West.

If you are a school district using this download as curriculum for more than one teacher an additional school license will need to be purchased.

Fonts used within this download are intellectual property of **Print Designs by Kris**.

The clipart images are intellectual property of **Laura Strickland of Whimsy Clips**.

## Contact Information

Email: [littlemindsatworkLLC@gmail.com](mailto:littlemindsatworkLLC@gmail.com)

Website: [www.littlemindsatwork.org](http://www.littlemindsatwork.org)

Store: <http://www.teacherspayteachers.com/Store/Tara-West>